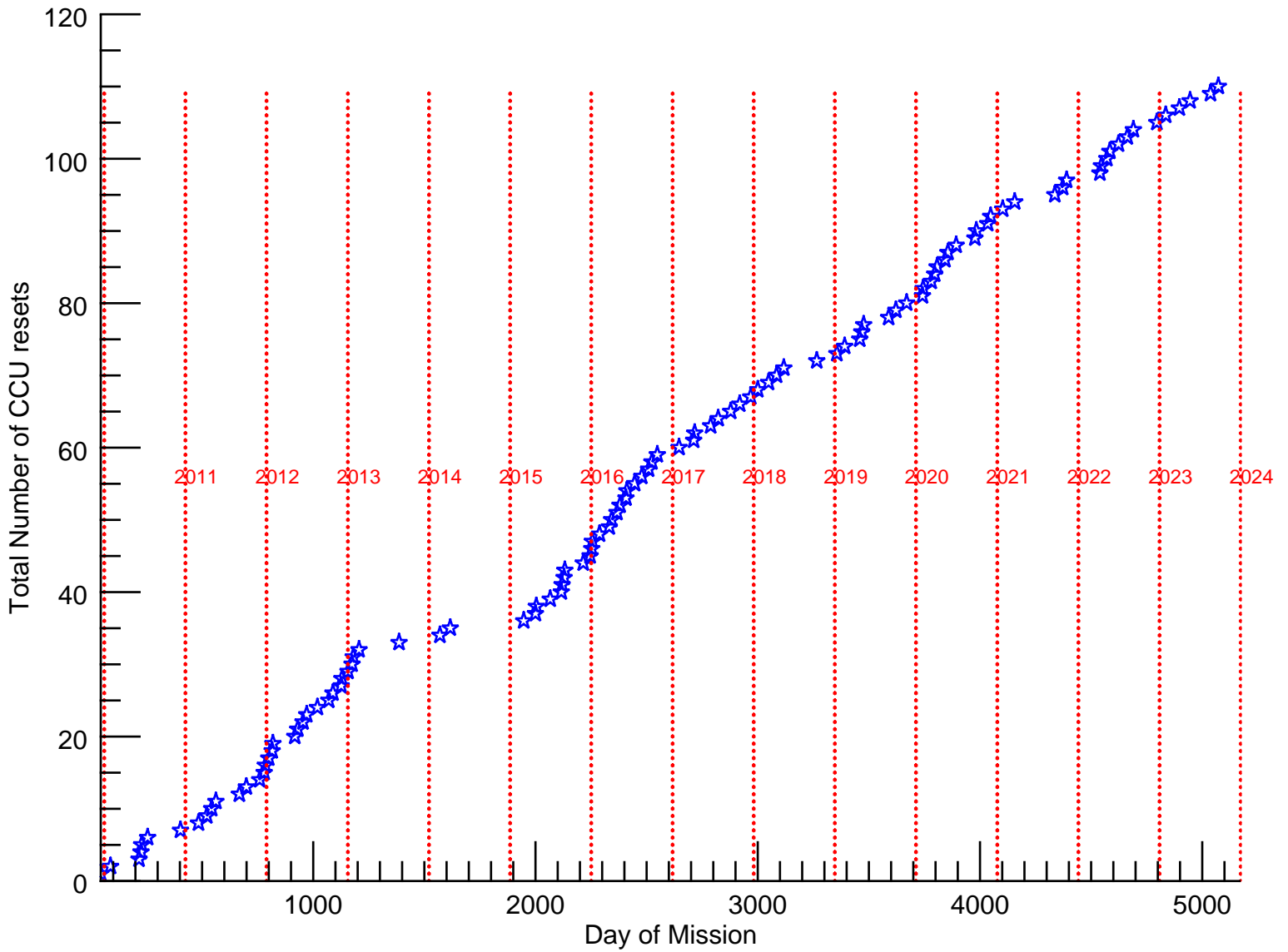


MIRAS CCU resets Evolution



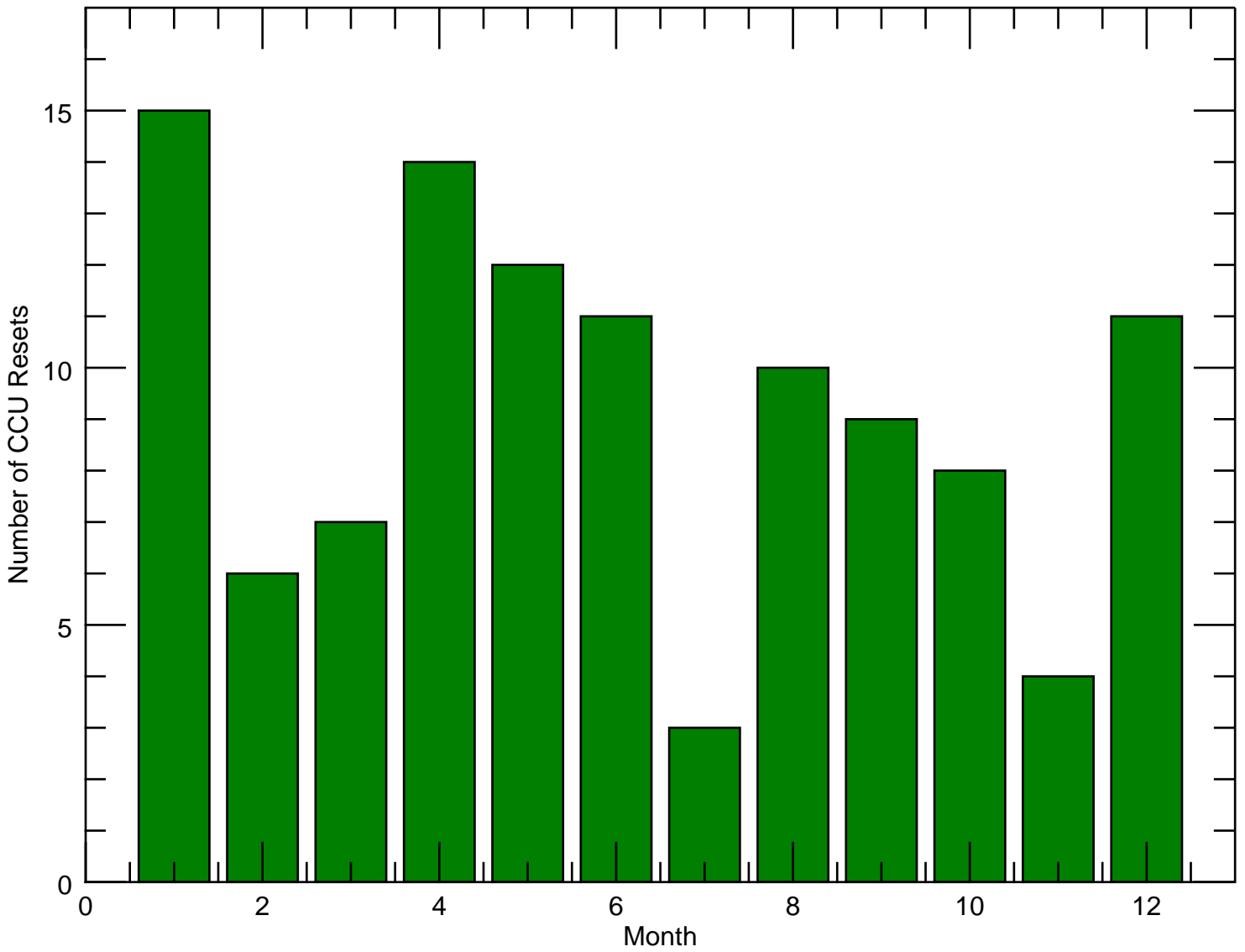
Total Number of CCU resets= 110

SELT report: selt_report_ccuresets_20240209002506, page 2

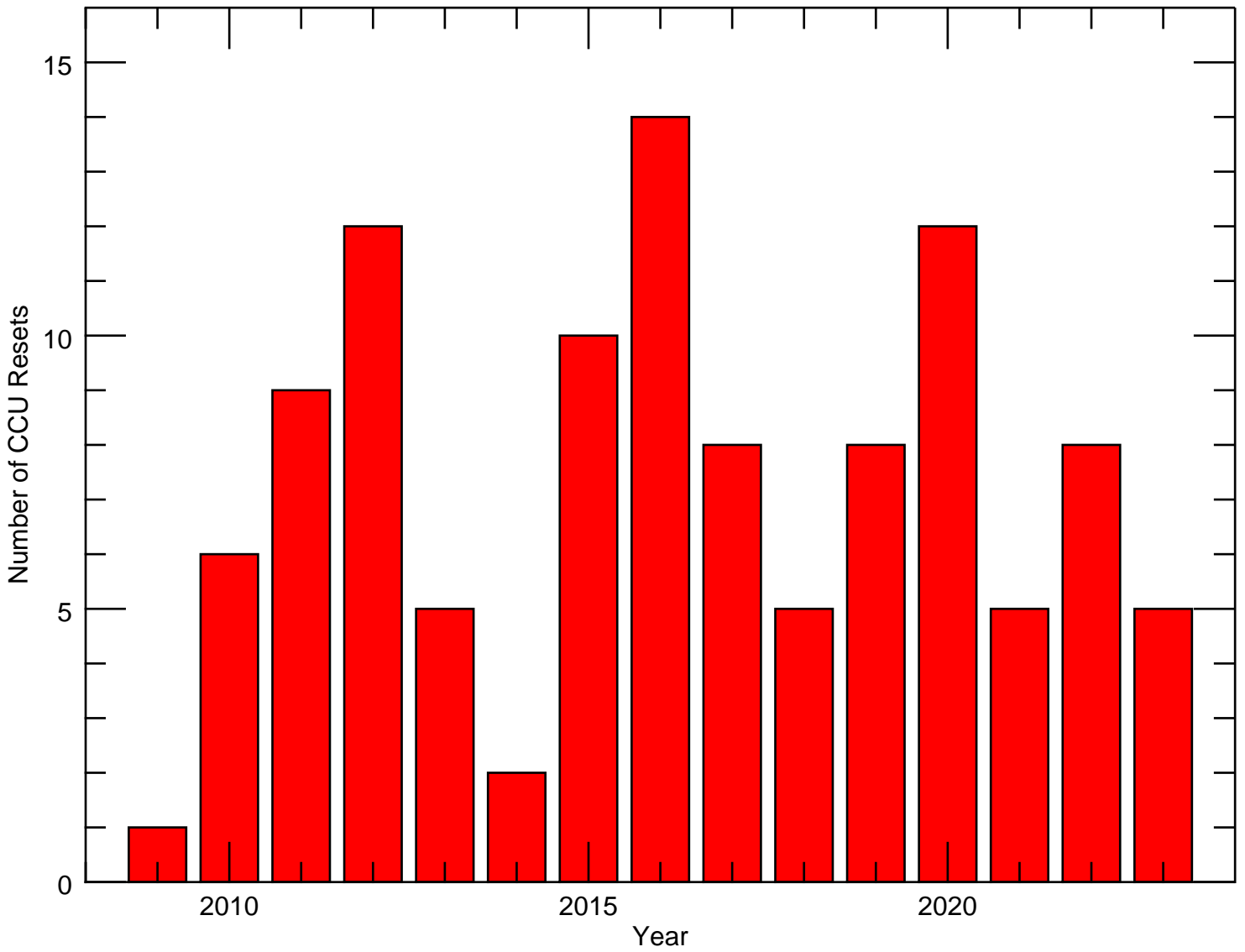
CCU Resets Global statistics

	Jan	Feb	Mar	Apr	May	Jun	Jul	Aug	Sep	Oct	Nov	Dec	TOTALS
2009	0	0	0	0	0	0	0	0	0	0	0	1	1
2010	1	0	0	0	0	3	1	0	0	0	0	1	6
2011	0	1	0	2	1	0	0	1	0	1	0	3	9
2012	3	0	0	0	2	2	0	1	0	2	0	2	12
2013	3	1	0	0	0	0	0	1	0	0	0	0	5
2014	0	1	0	1	0	0	0	0	0	0	0	0	2
2015	0	0	1	2	0	1	0	3	1	0	1	1	10
2016	2	1	1	2	1	2	1	1	2	1	0	0	14
2017	1	0	0	2	0	1	1	0	1	1	0	1	8
2018	1	0	1	1	1	0	0	0	0	1	0	0	5
2019	1	1	0	1	2	0	0	1	0	1	1	0	8
2020	1	1	2	1	2	1	0	0	2	0	1	1	12
2021	1	0	1	0	0	0	0	0	1	1	1	0	5

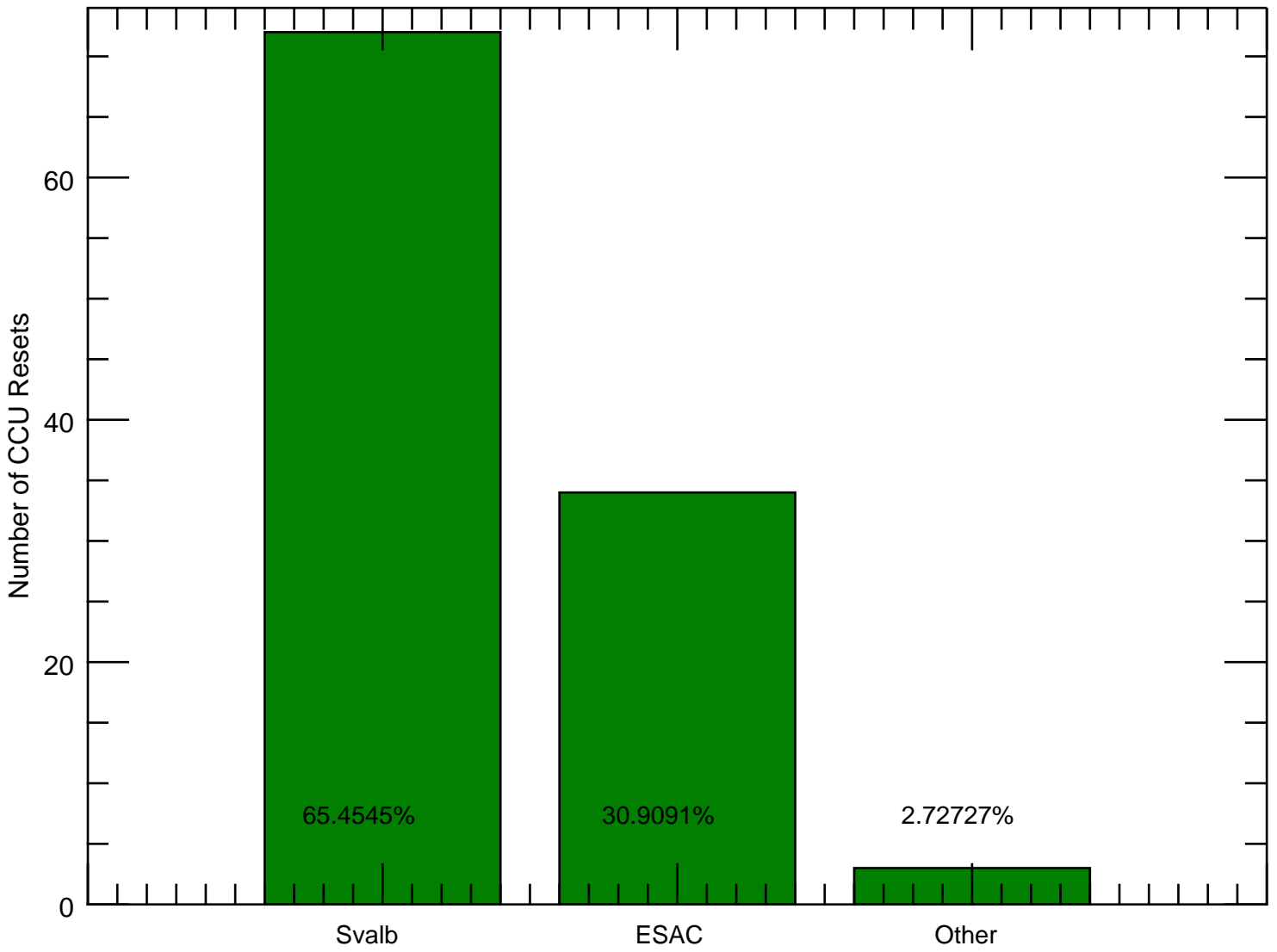
Total Number of CCU Resets per month



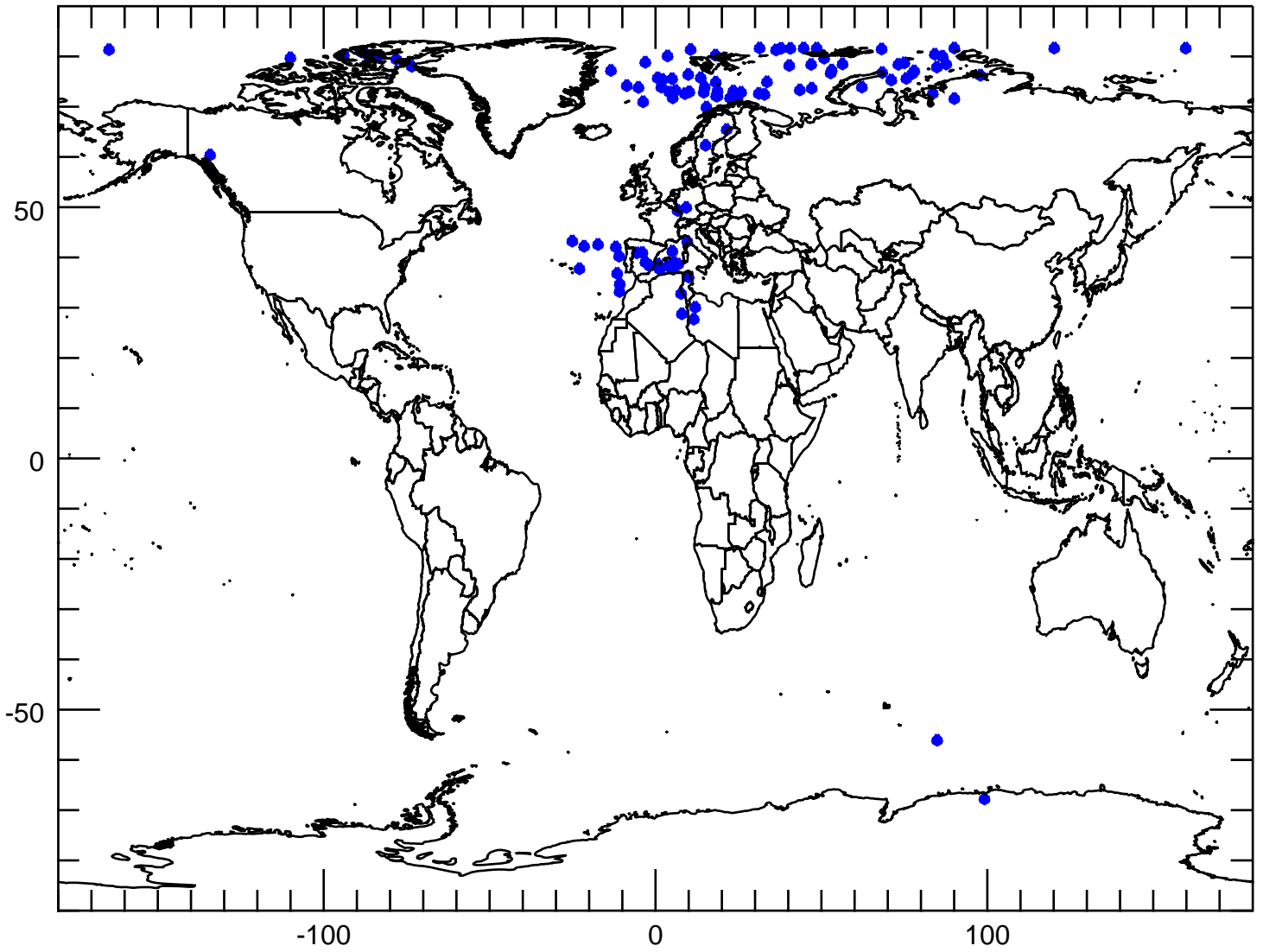
Total Number of CCU Resets per year



CCU Resets distribution per XBand Station



CCU Resets Geolocation



SELT report: self_report_ccuresets_20240209002506, page 7

List of all the CCCU Resets

Number	Date	DOY	Station	Long	Lati
110	2023-09-22T13:09:29	265	Svalb	NaN	NaN
109	2023-08-18T02:24:32	230	Svalb	25.8014	72.7876
108	2023-05-18T06:56:27	138	ESAC	-21.5211	42.1352
107	2023-03-31T01:34:19	090	ESAC	33.5983	74.8666
106	2023-01-28T15:14:25	028	ESAC	84.7970	77.8069
105	2022-12-19T16:11:19	353	ESAC	73.1918	78.3463
104	2022-09-05T05:41:36	248	ESAC	-1.78616	38.2547
103	2022-08-08T19:19:36	220	ESAC	-11.9556	42.0058
102	2022-06-30T04:19:58	181	Svalb	-5.14142	73.7551
101	2022-05-22T07:59:44	142	Svalb	-73.4543	77.9612
100	2022-05-08T20:27:52	128	Svalb	48.5757	81.5708
099	2022-04-14T05:47:45	104	ESAC	-3.97427	40.8854
098	2022-04-07T13:57:10	097	ESAC	97.9164	76.1829
097	2021-11-08T18:07:41	312	ESAC	4.96416	37.7332
096	2021-10-22T03:50:13	295	Svalb	4.20261	72.8392
095	2021-09-16T17:32:55	259	ESAC	11.9869	30.0093
094	2021-03-20T07:10:08	079	ESAC	-25.0716	43.1701
093	2021-01-25T05:30:28	025	ESAC	1.26831	37.6050
092	2020-12-01T23:04:53	336	Svalb	50.8226	79.5714
091	2020-11-18T18:12:19	323	Other	90.0520	81.5888

SELT report: self_report_ccuresets_20240209002506, page 8

List of all the CCU Reets

Number	Date	DOY	Station	Long	Lati
090	2020-09-28T18:11:04	272	ESAC	5.06153	41.1785
089	2020-09-22T03:25:24	266	ESAC	15.3464	69.8290
088	2020-06-29T18:53:26	181	ESAC	-5.63220	40.8312
087	2020-05-23T16:02:55	144	Svalb	68.3416	76.7034
086	2020-05-10T07:44:13	131	Svalb	-83.3390	80.0853
085	2020-04-04T21:07:34	095	Svalb	44.6411	81.5965
084	2020-03-25T02:32:00	085	Svalb	23.4549	73.0303
083	2020-03-09T12:59:33	069	Svalb	159.795	81.5570
082	2020-02-02T04:35:28	033	Svalb	-3.73685	70.8984
081	2020-01-30T06:22:27	030	ESAC	-11.5675	36.7474
080	2019-11-20T02:37:08	324	Svalb	18.1545	74.7989
079	2019-10-02T16:10:47	275	Other	75.0035	78.6432
078	2019-08-31T01:12:48	243	Other	84.8836	-56.1612
077	2019-05-10T15:15:04	130	Svalb	87.6064	78.4026
076	2019-05-02T01:59:18	122	Svalb	32.8417	72.3589
075	2019-04-23T01:09:53	113	Svalb	43.4836	73.2485
074	2019-02-14T05:06:53	045	ESAC	6.83840	38.5925
073	2019-01-10T02:59:30	010	Svalb	14.8285	73.8312
072	2018-10-11T15:28:55	284	Svalb	77.9603	77.0264
071	2018-05-16T08:05:12	136	Svalb	-85.9874	79.7772
070	2018-04-13T18:05:53	103	ESAC	5.67401	38.9284

SELT report: self_report_ccuresets_20240209002506, page 9

List of all the CCU Reets

Number	Date	DOY	Station	Long	Lati
069	2018-03-08T16:12:56	067	Svalb	120.155	81.5860
068	2018-01-19T07:06:40	019	ESAC	-22.9298	37.6669
067	2017-12-18T09:45:08	352	Svalb	-110.052	79.6596
066	2017-10-30T00:49:33	303	Svalb	99.1511	-67.8408
065	2017-09-19T06:16:16	262	ESAC	-10.9625	40.1753
064	2017-07-25T02:45:07	206	Svalb	22.4721	71.6913
063	2017-06-21T03:08:57	172	Svalb	14.5387	72.7906
062	2017-04-10T06:20:40	100	ESAC	-10.7810	34.6559
061	2017-04-05T18:25:16	095	ESAC	0.705425	38.6138
060	2017-01-30T03:36:25	030	Svalb	0.656297	75.6444
059	2016-10-24T03:50:35	298	Svalb	1.76309	73.8193
058	2016-09-29T16:52:08	273	Svalb	47.0679	73.5906
057	2016-09-14T21:33:48	258	Svalb	3.63513	80.0222
056	2016-08-15T07:38:16	228	Svalb	-87.5501	80.5879
055	2016-07-14T04:53:50	196	ESAC	6.66969	49.2695
054	2016-06-09T02:44:03	161	Svalb	13.6227	75.6874
053	2016-06-05T03:38:57	157	Svalb	6.06936	73.1567
052	2016-05-09T02:50:59	130	Svalb	9.86295	76.3320
051	2016-04-25T17:02:31	116	Svalb	52.7904	76.6305
050	2016-04-01T14:17:59	092	Svalb	83.5747	72.5740
049	2016-03-21T21:24:18	081	Svalb	-3.07834	78.7595

SELT report: self_report_ccuresets_20240209002506, page 10

List of all the CCU Reets

Number	Date	DOY	Station	Long	Lati
048	2016-02-07T04:12:33	038	Svalb	-13.4443	77.1409
047	2016-01-05T20:41:59	005	Svalb	18.0766	80.1811
046	2016-01-03T03:34:18	003	Svalb	2.06066	75.3394
045	2015-12-26T20:28:17	360	Svalb	86.4997	79.9494
044	2015-11-25T22:17:15	329	Svalb	10.5743	81.3026
043	2015-09-04T02:03:23	247	Svalb	31.1284	72.5539
042	2015-08-31T16:25:20	243	Svalb	84.1723	80.3699
041	2015-08-22T17:31:39	234	ESAC	11.5303	27.6372
040	2015-08-19T07:29:42	231	Svalb	-88.6413	80.8326
039	2015-06-30T06:21:17	181	ESAC	-10.8485	33.1320
038	2015-04-28T17:46:47	118	ESAC	7.94505	28.6982
037	2015-04-24T18:39:38	114	ESAC	-3.03882	38.9897
036	2015-03-03T03:57:03	062	ESAC	-134.247	60.3107
035	2014-04-06T15:17:27	096	Svalb	75.5966	75.5461
034	2014-02-19T03:20:55	050	Svalb	4.99771	75.4839
033	2013-08-19T07:45:01	231	Svalb	-78.1010	79.3641
032	2013-02-20T04:29:38	051	Svalb	-8.65012	74.1078
031	2013-01-24T20:25:51	024	Svalb	36.3268	81.2113
030	2013-01-19T15:22:29	019	Svalb	77.3976	76.5154
029	2013-01-01T13:44:44	001	Svalb	90.0532	71.5254
028	2012-12-04T21:50:28	339	Svalb	31.3735	81.5979

SELT report: self_report_ccuresets_20240209002506, page 11

List of all the CCU Reets

Number	Date	DOY	Station	Long	Lati
027	2012-12-01T17:09:42	336	Svalb	53.0866	77.1911
026	2012-10-25T19:40:26	299	ESAC	-17.3284	42.4959
025	2012-10-06T21:46:46	280	Svalb	40.6434	81.5310
024	2012-08-16T23:10:08	229	Svalb	56.3629	78.4187
023	2012-06-29T17:53:29	181	ESAC	9.58503	43.1162
022	2012-06-13T02:58:19	165	Svalb	18.2940	72.0579
021	2012-05-20T03:32:43	141	Svalb	8.86373	72.5191
020	2012-05-07T00:20:33	128	Svalb	40.3035	78.1155
019	2012-01-29T18:11:39	029	ESAC	3.77843	38.2417
018	2012-01-26T04:42:36	026	ESAC	9.26897	49.8660
017	2012-01-10T21:56:52	010	Svalb	37.8541	81.5359
016	2011-12-26T08:19:03	360	Svalb	-93.9442	80.2434
015	2011-12-21T09:55:48	355	Svalb	-164.711	81.2757
014	2011-12-01T02:49:14	335	Svalb	18.6813	73.0671
013	2011-10-02T03:24:46	275	Svalb	10.1817	72.8718
012	2011-08-31T17:51:02	243	ESAC	7.69717	32.7401
011	2011-05-18T03:54:27	138	Svalb	15.0995	62.2396
010	2011-04-29T02:56:58	119	Svalb	18.6357	72.0546
009	2011-04-07T03:53:16	097	Svalb	5.19708	71.6822
008	2011-02-28T20:17:14	059	Svalb	68.1447	81.4000
007	2010-12-09T18:05:01	343	ESAC	5.35994	37.9274

SELT report: selt_report_ccuresets_20240209002506, page 12

List of all the CCU Reets

Number	Date	DOY	Station	Long	Lati
006	2010-07-14T23:49:44	195	Svalb	46.9115	78.3333
005	2010-06-17T22:59:34	168	Svalb	71.0677	75.2230
004	2010-06-15T02:35:21	166	Svalb	24.6947	71.6707
003	2010-06-06T04:55:28	157	ESAC	9.97126	36.0358
002	2010-01-28T23:48:48	028	Svalb	62.1947	73.8264
001	2009-12-16T03:19:06	350	Svalb	21.4363	65.3728