

# GOME Daily Report

## INDEX

1. [General Info](#)
  - 1.1 [Report Summary](#)
  - 1.2 [List of received products](#)
  - 1.3 [List of data gaps](#)
  - 1.4 [List of missing products](#)
  - 1.5 [List of corrupted products](#)
2. [Instrument Indicators and Daily Plots](#)
  - 2.1 [Instrument Indicators Status](#)
  - 2.2 [Daily Plots](#)
3. [Instrument Calibration](#)
  - 3.1 [Solar Calibration \(daily/TST44\)](#)
  - 3.2 [Lamp Calibration \(quarterly/TST44\)](#)
4. [Instrument Anomalies](#)
  - 4.1 [Single Event Upset \(SEU\)](#)
  - 4.2 [Instrument Off](#)
  - 4.3 [Cooler Switchings](#)
5. [Instrument Operations](#)
  - 5.1 [Timeline Interruptions](#)
  - 5.2 [TST44](#)
  - 5.3 [Power Cycle](#)
  - 5.4 [Wrong Command Execution](#)
  - 5.5 [Narrow Swath Timeline](#)
  - 5.6 [Seasonal Operations](#)

## 1 - General Info

### 1.1 - Report Summary

Item	Value
Report Version	GOMEver3_3
Report of Day	02-MAY-2011
Start Time of First Product	00:59:18
Stop Time of Last Product	23:06:57
Number of EGOI Products analysed	30
Number of corrupted products	--
Anomalies and/or Special Operations	Nominal Data

### 1.2 - List of received products

Name	Date	Time
EGOI_110502GSEP1192.E2	02-MAY-2011	01:05:11.810
EGOI_110502GSEP1224.E2	02-MAY-2011	02:41:58.900
EGOI_110502GSEP1253.E2	02-MAY-2011	04:23:04.017
EGOI_110502GSEP1260.E2	02-MAY-2011	06:05:10.642
EGOI_110502HLEP0094.E2	02-MAY-2011	12:20:02.437
EGOI_110502HLEP0103.E2	02-MAY-2011	22:01:40.502
EGOI_110502KSEP8275.E2	02-MAY-2011	06:23:12.248
EGOI_110502KSEP8298.E2	02-MAY-2011	08:03:03.868
EGOI_110502KSEP8322.E2	02-MAY-2011	09:42:29.979

EGOI_110502KSEP8345.E2	02-MAY-2011	11:22:00.581
EGOI_110502KSEP8363.E2	02-MAY-2011	13:01:01.187
EGOI_110502KSEP8371.E2	02-MAY-2011	14:39:42.294
EGOI_110502KSEP8384.E2	02-MAY-2011	16:17:21.893
EGOI_110502KSEP8412.E2	02-MAY-2011	17:55:14.991
EGOI_110502KSEP8444.E2	02-MAY-2011	19:33:12.590
EGOI_110502KSEP8466.E2	02-MAY-2011	21:14:08.708
EGOI_110502KSEP8483.E2	02-MAY-2011	22:56:19.838
EGOI_110502MAEP6465.E2	02-MAY-2011	08:11:45.916
EGOI_110502MAEP6485.E2	02-MAY-2011	09:49:34.521
EGOI_110502MAEP6507.E2	02-MAY-2011	21:05:32.655
EGOI_110502MAEP6516.E2	02-MAY-2011	22:51:36.305
EGOI_110502MIEP0711.E2	02-MAY-2011	02:38:00.373
EGOI_110502MIEP0739.E2	02-MAY-2011	04:16:51.978
EGOI_110502MIEP0764.E2	02-MAY-2011	14:57:12.403
EGOI_110502MIEP0793.E2	02-MAY-2011	16:35:37.002
EGOI_110502MSEP6130.E2	02-MAY-2011	00:59:17.771
EGOI_110502MSEP6145.E2	02-MAY-2011	09:58:31.573
EGOI_110502MSEP6174.E2	02-MAY-2011	11:35:00.664
EGOI_110502MSEP6198.E2	02-MAY-2011	13:15:41.777
EGOI_110502MSEP6229.E2	02-MAY-2011	22:43:18.256

[ [BACK TO MENU](#) ]

### 1.3 - List of data gaps

Station	Orbit	Date	Start Time	Stop Time	Duration (s)
---------	-------	------	------------	-----------	--------------

[ [BACK TO MENU](#) ]

### 1.4 - List of missing products

Station	Orbit	Date	Start Time	Stop Time	Duration (s)
HO	83809	02-MAY-2011	00:34:57.873	00:49:22.127	864.25400
MM	83809	02-MAY-2011	00:46:46.430	00:57:31.113	644.68300
KS	83809	01-MAY-2011	23:57:17.101	00:03:03.087	345.98600
BE	83810	02-MAY-2011	01:54:15.454	02:05:40.708	685.25400
MM	83810	02-MAY-2011	02:29:17.536	02:37:52.830	515.29400
SG	83810	02-MAY-2011	02:07:37.322	02:15:53.257	495.93500
BE	83811	02-MAY-2011	03:33:02.943	03:46:05.898	782.95500
MM	83811	02-MAY-2011	04:12:22.876	04:18:44.840	381.96400
SG	83811	02-MAY-2011	03:43:59.167	03:57:41.762	822.59500
CM	83811	02-MAY-2011	03:02:46.604	03:12:16.327	569.72300
CM	83811	02-MAY-2011	04:40:45.971	04:52:20.371	694.40000
MM	83812	02-MAY-2011	05:54:49.150	06:00:46.355	357.20500

MI	83812	02-MAY-2011	04:43:19.249	04:53:13.718	594.46900
MM	83813	02-MAY-2011	07:35:57.359	07:43:49.141	471.78200
JO	83813	02-MAY-2011	07:14:27.026	07:27:36.796	789.77000
MM	83814	02-MAY-2011	09:16:25.386	09:26:35.265	609.87900
JO	83814	02-MAY-2011	08:52:56.152	09:07:17.221	861.06900
MM	83815	02-MAY-2011	10:56:35.505	11:08:23.340	707.83500
MM	83816	02-MAY-2011	12:36:32.167	12:49:07.197	755.03000
HO	83817	02-MAY-2011	14:25:15.848	14:37:34.586	738.73800
MM	83817	02-MAY-2011	14:16:14.345	14:28:57.863	763.51800
SG	83817	02-MAY-2011	14:40:14.109	14:52:39.949	745.84000
BE	83818	02-MAY-2011	14:50:02.060	15:02:44.924	762.86400
MM	83818	02-MAY-2011	15:55:40.304	16:08:15.655	755.35100
GS	83818	02-MAY-2011	15:16:26.451	15:29:50.878	804.42700
SG	83818	02-MAY-2011	16:19:34.255	16:31:32.447	718.19200
CM	83818	02-MAY-2011	15:26:21.971	15:35:56.685	574.71400
MM	83819	02-MAY-2011	17:34:52.043	17:47:23.838	751.79500
GS	83819	02-MAY-2011	16:55:57.761	17:08:52.620	774.85900
CM	83819	02-MAY-2011	17:04:40.590	17:16:08.685	688.09500
MM	83820	02-MAY-2011	19:14:01.084	19:26:40.145	759.06100
JO	83820	02-MAY-2011	19:34:30.297	19:46:40.985	730.68800
MM	83821	02-MAY-2011	20:53:28.614	21:06:12.219	763.60500
JO	83821	02-MAY-2011	21:12:43.224	21:27:24.10	

[ [BACK TO MENU](#) ]

## 1.5 - List of corrupted products

Station	Orbit	Time
---------	-------	------

## 2 - Instrument Indicators and Daily Plots

### 2.1 - Instrument Indicators Status

Indicator	Value
MPH Product Confidence	OK
SPH Product Confidence	OK
Command Word Echo Summary	OK
Instrument Status 1A	OK
Instrument Status 1B	OK
Instrument Status 2	OK
Integration Times Channel 1	OK
Co-Adding and Cluster Mode Flags	OK

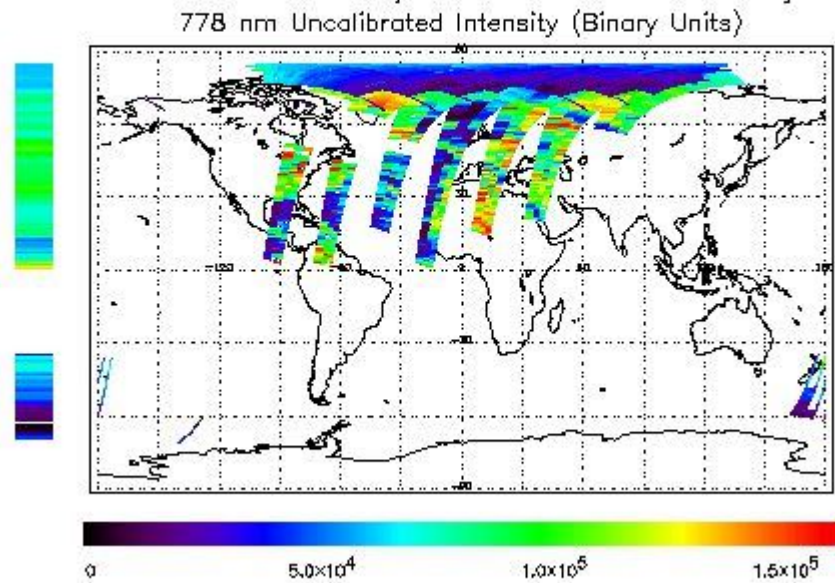
Integration Times Band 2A	OK
Integration Times Band 2B	OK
Integration Times Band 3	OK
Integration Times Band 4	OK
Scan Mirror position	OK
Polarization Detectors	OK
FPA Temperatures A	OK
FPA Temperaturas B	OK
Charge Amp Temperatures	OK
Other Temperatures A	OK
DDHU Temperatures	OK
Optical Bench Temperatures	OK
Other Temperatures B	OK
Calibration Lamp and Instr. Status 3	OK
Scan Mirror and Motor Current	OK
Selected Temperature A	OK
Selected Temperature B	OK
Selected Temperature C	OK
Channel 1 Summation	OK
Channel 2 Summation	OK
Channel 4 Summation	OK
Log Pages	OK
331/338 nm Uncal. Line Ratio	OK
Uncal. PMDs as RGB signal	OK
780 nm Uncal. Intensity	OK

## 2.2 - Daily Plots

The images linked below provide a quick check on the data coverage and instrument performance. All data are UNCALIBRATED. For the explanation see the [GOME Performance Legend](#)

### NEAR IR Intensity

First Product : 02-MAY-2011 00:59:17.771 : ORBIT : 83809.7749  
 Last Product : 02-MAY-2011 23:08:57.404 : ORBIT : 83822.8725  
 Total Products Processed : 13650 Day : 122 Page : 21

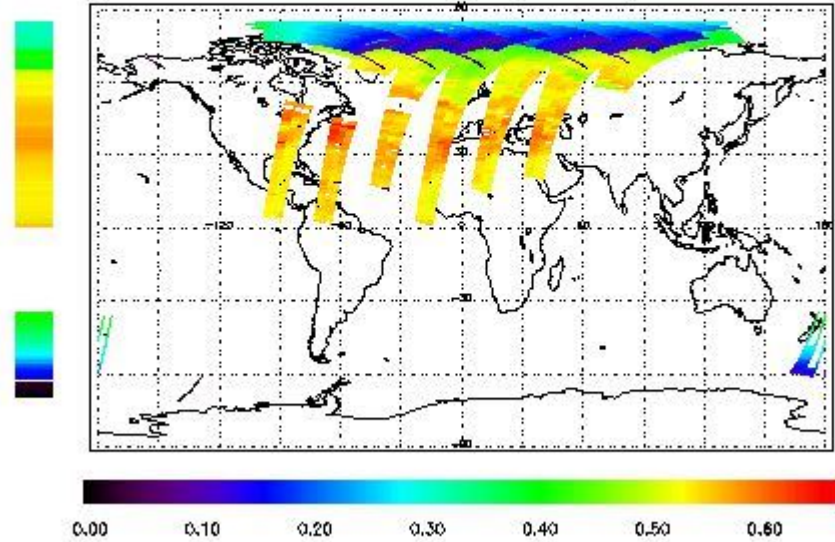


### Ozone Line Ratio

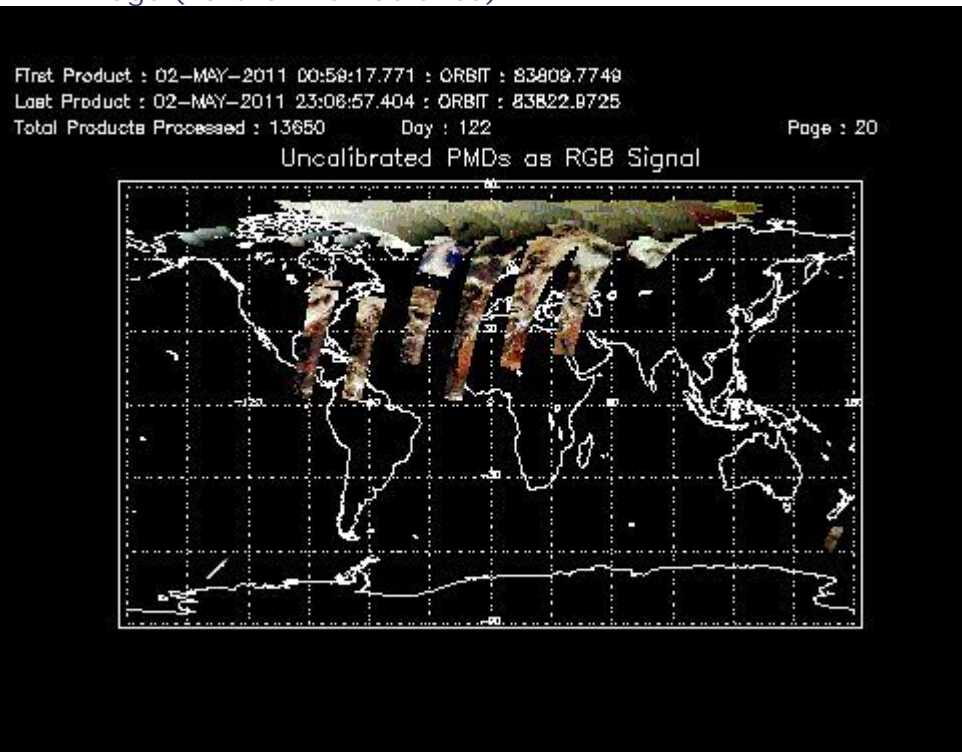
First Product : 02-MAY-2011 00:59:17.771 : ORBIT : 83809.7749  
 Last Product : 02-MAY-2011 23:06:57.404 : ORBIT : 83822.9725  
 Total Products Processed : 13650 Day : 122

Page : 20

331/313 nm Uncalibrated Line Ratio, SZA Dependence Removed



PMD Image (Earthshine Radiance)



### 3 - Instrument Calibration

#### 3.1 - Solar Calibration (Daily/TST44)

Daily(D)/TST44(T)	Start Time	End Time (T)	Orbit	Ground Station Visibility	Warm Detector Temperature (TST/44)	Max PMD Readout during solar calibration (BU set 2/12)
D	17:58:28.514	--	83819	Yes	--	14657

#### 3.2 - Lamp Calibration (Quarterly/TST44)

Quarterly(Q)/TST44(T)	Start Time	End Time	Orbit	Ground Station Visibility	Warm Detector Temperature (TST/44)	Lamp Instability Voltage (if any) (V)	Lamp Failure N. (if any)
--	--	--	--	--	--	--	--

## 4 - Instrument Anomalies

### 4.1 - Single Event Upset (SEU)

Start Time	End Time	Start Orbit	End Orbit	Ground Station Visibility
--	--	--	--	--

### 4.2 - Instrument Off

Start Time	End Time	Start Orbit	End Orbit	MPS Resumption	Ground Station Visibility
--	--	--	--	--	--

### 4.3 - Cooler Switchings

Start Time	End Time	Start Orbit	End Orbit	Ground Station Visibility	Max Temp. Ch 1	Max Temp. Ch 2	Max Temp. Ch 3	Max Temp. Ch 4
--	--	--	--	--	--	--	--	--

## 5 - Instrument Operations

### Additional Info

### 5.1 - Timeline Interruptions

Start Time	End Time	Start Orbit	End Orbit	Ground Station Visibility
--	--	--	--	--

### 5.2 - TST44

Start Time	Start Orbit	Ground Station Visibility
--	--	--

### 5.3 - Power Cycle

Start Time	End Time	Start Orbit	End Orbit	Ground Station Visibility
--	--	--	--	--

### 5.4 - Wrong Command Execution

Start Time	End Time	Start Orbit	End Orbit	Ground Station Visibility
--	--	--	--	--

### 5.5 - Narrow Swath Timeline

Start Time	End Time	Start Orbit	End Orbit
--	--	--	--

## 5.6 - Seasonal Operations

Start Time	End Time	Start Orbit	End Orbit
--	--	--	--

[ [BACK TO MENU](#) ]

---

(1) The Solar/lamp calibration is carried out routinely or after an instrument switch-off or a power cycle (performed to reset the instrument when abnormal values are observed); in the latter cases the coolers are off and the temperature refers to the warm detectors