

GOME Daily Report

INDEX

1. [General Info](#)
 - 1.1 [Report Summary](#)
 - 1.2 [List of received products](#)
 - 1.3 [List of data gaps](#)
 - 1.4 [List of missing products](#)
 - 1.5 [List of corrupted products](#)
2. [Instrument Indicators and Daily Plots](#)
 - 2.1 [Instrument Indicators Status](#)
 - 2.2 [Daily Plots](#)
3. [Instrument Calibration](#)
 - 3.1 [Solar Calibration \(daily/TST44\)](#)
 - 3.2 [Lamp Calibration \(quarterly/TST44\)](#)
4. [Instrument Anomalies](#)
 - 4.1 [Single Event Upset \(SEU\)](#)
 - 4.2 [Instrument Off](#)
 - 4.3 [Cooler Switchings](#)
5. [Instrument Operations](#)
 - 5.1 [Timeline Interruptions](#)
 - 5.2 [TST44](#)
 - 5.3 [Power Cycle](#)
 - 5.4 [Wrong Command Execution](#)
 - 5.5 [Narrow Swath Timeline](#)
 - 5.6 [Seasonal Operations](#)

1 - General Info

1.1 - Report Summary

Item	Value
Report Version	GOMEver3_3
Report of Day	06-JAN-2011
Start Time of First Product	00:30:02
Stop Time of Last Product	22:41:40
Number of EGOI Products analysed	28
Number of corrupted products	0
Anomalies and/or Special Operations	Nominal Data

1.2 - List of received products

Name	Date	Time
EGOI_110106CMEP3206.E2	06-JAN-2011	03:50:40.749
EGOI_110106CMEP3215.E2	06-JAN-2011	05:29:47.363
EGOI_110106CMEP3223.E2	06-JAN-2011	16:12:01.833
EGOI_110106CMEP3233.E2	06-JAN-2011	17:53:15.964
EGOI_110106GSEP2916.E2	06-JAN-2011	02:15:17.661
EGOI_110106GSEP2946.E2	06-JAN-2011	03:55:19.776
EGOI_110106GSEP2954.E2	06-JAN-2011	05:37:48.914
EGOI_110106KSEP3193.E2	06-JAN-2011	07:36:00.146
EGOI_110106KSEP3212.E2	06-JAN-2011	09:16:05.258

EGOI_110106KSEP3237.E2	06-JAN-2011	10:55:43.378
EGOI_110106KSEP3263.E2	06-JAN-2011	12:35:01.990
EGOI_110106KSEP3285.E2	06-JAN-2011	14:13:59.602
EGOI_110106KSEP3300.E2	06-JAN-2011	15:51:48.206
EGOI_110106KSEP3326.E2	06-JAN-2011	17:29:45.819
EGOI_110106KSEP3357.E2	06-JAN-2011	19:07:31.423
EGOI_110106KSEP3387.E2	06-JAN-2011	20:47:17.042
EGOI_110106KSEP3413.E2	06-JAN-2011	22:29:46.171
EGOI_110106MAEP1613.E2	06-JAN-2011	09:23:56.304
EGOI_110106MAEP1625.E2	06-JAN-2011	11:03:19.420
EGOI_110106MSEP2593.E2	06-JAN-2011	00:30:02.010
EGOI_110106MSEP2616.E2	06-JAN-2011	11:08:56.957
EGOI_110106MSEP2643.E2	06-JAN-2011	12:48:39.577
EGOI_110106MSEP2674.E2	06-JAN-2011	22:18:16.100
EGOI_110106SGEP0676.E2	06-JAN-2011	02:52:59.896
EGOI_110106SGEP0683.E2	06-JAN-2011	04:32:57.507
EGOI_110106SGEP0690.E2	06-JAN-2011	13:52:41.469
EGOI_110106SGEP0697.E2	06-JAN-2011	15:27:12.058
EGOI_110106SGEP0704.E2	06-JAN-2011	17:12:29.209

[[BACK TO MENU](#)]

1.3 - List of data gaps

Station	Orbit	Date	Start Time	Stop Time	Duration (s)
KS	82153	06-JAN-2011	07:33:58.190	07:36:00.145	121.95500
KS	82154	06-JAN-2011	09:13:32.031	09:16:05.257	153.22600
KS	82155	06-JAN-2011	10:53:08.114	10:55:43.377	155.26300
KS	82156	06-JAN-2011	12:32:28.233	12:35:01.989	153.75600
KS	82157	06-JAN-2011	14:11:20.852	14:13:59.602	158.75000
KS	82158	06-JAN-2011	15:49:13.280	15:51:48.206	154.92600
KS	82159	06-JAN-2011	17:27:07.317	17:29:45.818	158.50100
KS	82160	06-JAN-2011	19:05:19.882	19:07:31.423	131.54100
KS	82161	06-JAN-2011	20:45:13.182	20:47:17.042	123.86000
KS	82162	06-JAN-2011	22:27:14.981	22:29:46.171	151.19000
GS	82150	06-JAN-2011	02:13:44.245	02:15:17.661	93.416000
GS	82151	06-JAN-2011	03:53:12.550	03:55:19.775	127.22500
MS	82149	06-JAN-2011	00:27:59.640	00:30:02.009	122.36900
MS	82155	06-JAN-2011	11:06:16.455	11:08:56.956	160.50100
MS	82156	06-JAN-2011	12:46:07.458	12:48:39.577	152.11900
MS	82162	06-JAN-2011	22:16:13.190	22:18:16.099	122.90900
MS	82163	06-JAN-2011	23:55:18.551	23:57:37.716	139.16500

MA	82154	06-JAN-2011	09:21:42.945	09:23:56.303	133.35800
MA	82155	06-JAN-2011	11:01:59.395	11:03:19.419	80.024000
SG	82150	06-JAN-2011	02:50:32.520	02:52:59.896	147.37600
SG	82151	06-JAN-2011	04:30:32.871	04:32:57.506	144.63500
SG	82157	06-JAN-2011	15:24:48.382	15:27:12.058	143.67600
CM	82158	06-JAN-2011	16:10:29.863	16:12:01.832	91.969000
CM	82159	06-JAN-2011	17:52:06.471	17:53:15.964	69.493000

[[BACK TO MENU](#)]

1.4 - List of missing products

Station	Orbit	Date	Start Time	Stop Time	Duration (s)
MM	82148	05-JAN-2011	23:51:33.080	00:03:09.036	695.95600
HO	82149	06-JAN-2011	01:21:35.980	01:34:05.741	749.76100
MM	82149	06-JAN-2011	01:33:31.362	01:43:21.535	590.17300
BE	82150	06-JAN-2011	02:39:03.685	02:52:17.254	793.56900
MM	82150	06-JAN-2011	03:16:24.298	03:23:53.886	449.58800
MI	82150	06-JAN-2011	02:10:33.306	02:20:02.945	569.63900
CM	82150	06-JAN-2011	03:46:34.649	03:58:46.720	732.07100
BE	82151	06-JAN-2011	04:19:03.295	04:30:12.829	669.53400
MM	82151	06-JAN-2011	04:59:22.525	05:05:12.271	349.74600
MI	82151	06-JAN-2011	03:47:33.380	04:00:44.764	791.38400
MM	82152	06-JAN-2011	06:41:10.869	06:47:49.990	399.12100
KS	82152	06-JAN-2011	05:55:25.697	05:59:51.165	265.46800
JO	82152	06-JAN-2011	06:24:28.247	06:31:10.047	401.80000
MM	82153	06-JAN-2011	08:21:56.033	08:30:53.623	537.59000
JO	82153	06-JAN-2011	07:58:43.930	08:13:37.789	893.85900
MM	82154	06-JAN-2011	10:02:14.600	10:13:15.640	661.04000
JO	82154	06-JAN-2011	09:40:13.469	09:51:17.566	664.09700
MM	82155	06-JAN-2011	11:42:18.512	11:54:33.823	735.31100
MM	82156	06-JAN-2011	13:22:08.794	13:34:51.310	762.51600
BE	82157	06-JAN-2011	13:55:39.820	14:09:01.523	801.70300
HO	82157	06-JAN-2011	15:11:46.179	15:20:07.175	500.99600
MM	82157	06-JAN-2011	15:01:43.701	15:14:24.079	760.37800
MI	82157	06-JAN-2011	14:31:02.333	14:38:14.670	432.33700
GS	82157	06-JAN-2011	14:23:23.083	14:33:54.858	631.77500
BE	82158	06-JAN-2011	15:37:19.777	15:47:07.322	587.54500

MM	82158	06-JAN-2011	16:41:02.418	16:53:34.714	752.29600
MI	82158	06-JAN-2011	16:07:36.935	16:20:57.436	800.50100
GS	82158	06-JAN-2011	16:01:44.306	16:15:39.976	835.67000
MM	82159	06-JAN-2011	18:20:10.842	18:32:45.036	754.19400
MI	82159	06-JAN-2011	17:50:37.000	17:54:53.708	256.70800
GS	82159	06-JAN-2011	17:42:00.279	17:52:38.449	638.17000
MM	82160	06-JAN-2011	19:59:25.345	20:12:08.149	762.80400
MA	82160	06-JAN-2011	19:03:23.960	19:08:50.710	326.75000
JO	82160	06-JAN-2011	20:18:50.944	20:33:32.235	881.29100
MM	82161	06-JAN-2011	21:39:09.259	21:51:47.741	758.48200
MA	82161	06-JAN-2011	20:37:14.901	20:50:54.839	819.93800
JO	82161	06-JAN-2011	21:58:56.324	22:11:21.167	744.84300
HO	82162	06-JAN-2011	23:10:12.851	23:24:04.419	831.56800
MM	82162	06-JAN-2011	23:19:43.725	23:31:42.272	718.54700
MA	82162	06-JAN-2011	22:20:27.890	22:29:05.707	517.81700

[[BACK TO MENU](#)]

1.5 - List of corrupted products

Station	Orbit	Time
---------	-------	------

2 - Instrument Indicators and Daily Plots

2.1 - Instrument Indicators Status

Indicator	Value
MPH Product Confidence	OK
SPH Product Confidence	OK
Command Word Echo Summary	OK
Instrument Status 1A	OK
Instrument Status 1B	OK
Instrument Status 2	OK
Integration Times Channel 1	OK
Co-Adding and Cluster Mode Flags	OK
Integration Times Band 2A	OK
Integration Times Band 2B	OK
Integration Times Band 3	OK
Integration Times Band 4	OK
Scan Mirror position	OK
Polarization Detectors	OK
FPA Temperatures A	OK
FPA Temperaturas B	OK
Charge Amp Temperatures	OK
Other Temperatures A	OK

DDHU Temperatures	OK
Optical Bench Temperatures	OK
Other Temperatures B	OK
Calibration Lamp and Instr. Status 3	OK
Scan Mirror and Motor Current	OK
Selected Temperature A	OK
Selected Temperature B	OK
Selected Temperature C	OK
Channel 1 Summation	OK
Channel 2 Summation	OK
Channel 4 Summation	OK
Log Pages	OK
331/338 nm Uncal. Line Ratio	OK
Uncal. PMDs as RGB signal	OK
780 nm Uncal. Intensity	OK

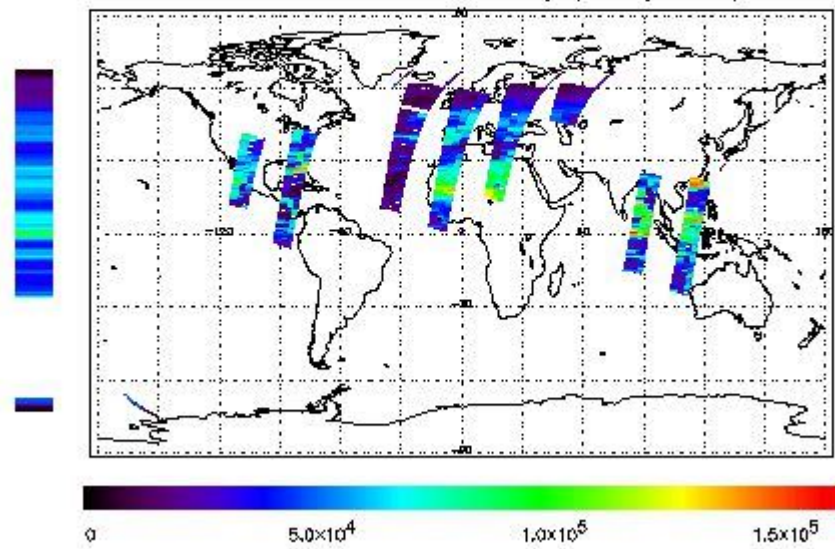
2.2 - Daily Plots

The images linked below provide a quick check on the data coverage and instrument performance. All data are UNCALIBRATED. For the explanation see the [GOME Performance Legend](#)

NEAR IR Intensity

First Product : 06-JAN-2011 00:30:02.010 : ORBIT : 82149.0269
 Last Product : 06-JAN-2011 22:41:40.245 : ORBIT : 82162.2640
 Total Products Processed : 13284 Day : 6 Page : 21

778 nm Uncalibrated Intensity (Binary Units)

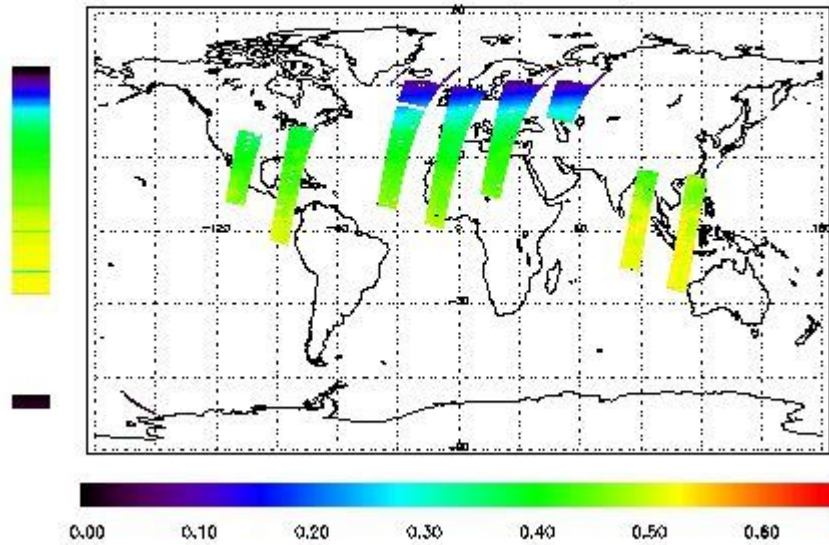


Ozone Line Ratio

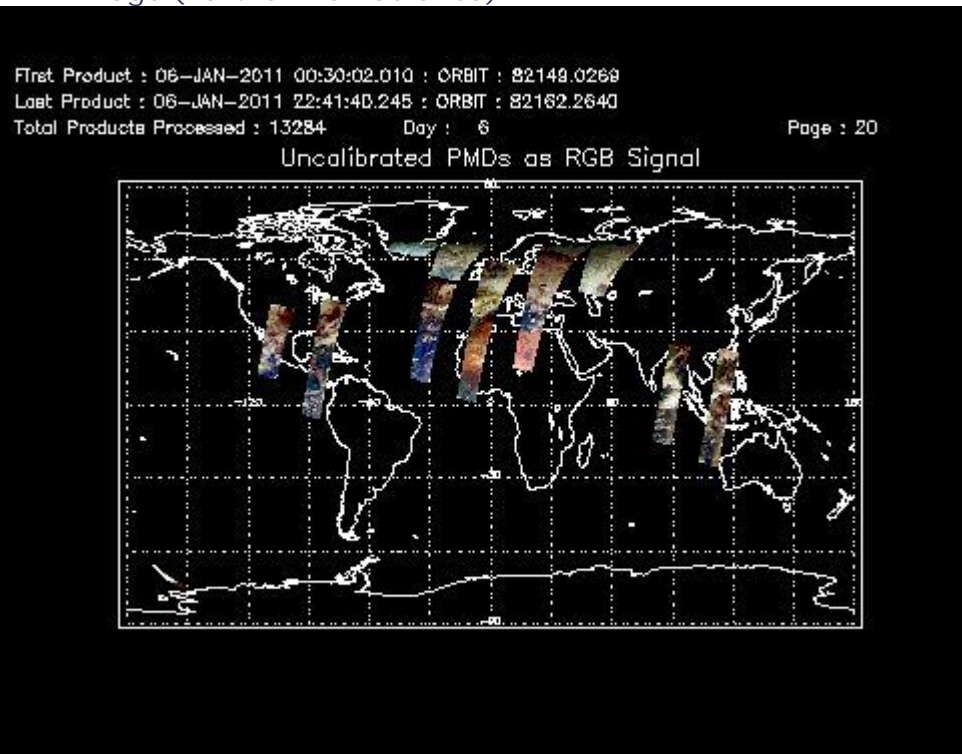
First Product : 06-JAN-2011 00:30:02.010 : ORBIT : 82149.0269
 Last Product : 06-JAN-2011 22:41:40.245 : ORBIT : 82162.2640
 Total Products Processed : 13284 Day : 6

Page : 20

331/313 nm Uncalibrated Line Ratio, SZA Dependence Removed



PMD Image (Earthshine Radiance)



3 - Instrument Calibration

3.1 - Solar Calibration (Daily/TST44)

Daily(D)/TST44(T)	Start Time	End Time (T)	Orbit	Ground Station Visibility	Warm Detector Temperature (TST/44)	Max PMD Readout during solar calibration (BU set 2/12)
D	11:01:25	82155	Yes	--	15828	

3.2 - Lamp Calibration (Quarterly/TST44)

Quarterly(Q)/TST44(T)	Start Time	End Time	Orbit	Ground Station Visibility	Warm Detector Temperature (TST/44)	Lamp Instability Voltage (if any) (V)	Lamp Failure N. (if any)
--	--	--	--	--	--	--	--

[BACK TO MENU]

4 - Instrument Anomalies

4.1 - Single Event Upset (SEU)

Start Time	End Time	Start Orbit	End Orbit	Ground Station Visibility
--	--	--	--	--

4.2 - Instrument Off

Start Time	End Time	Start Orbit	End Orbit	MPS Resumption	Ground Station Visibility
--	--	--	--	--	--

4.3 - Cooler Switchings

Start Time	End Time	Start Orbit	End Orbit	Ground Station Visibility	Max Temp. Ch 1	Max Temp. Ch 2	Max Temp. Ch 3	Max Temp. Ch 4
--	--	--	--	--	--	--	--	--

[BACK TO MENU]

5 - Instrument Operations

Additional Info

5.1 - Timeline Interruptions

Start Time	End Time	Start Orbit	End Orbit	Ground Station Visibility
--	--	--	--	--

5.2 - TST44

Start Time	Start Orbit	Ground Station Visibility
--	--	--

5.3 - Power Cycle

Start Time	End Time	Start Orbit	End Orbit	Ground Station Visibility
--	--	--	--	--

5.4 - Wrong Command Execution

Start Time	End Time	Start Orbit	End Orbit	Ground Station Visibility
--	--	--	--	--

5.5 - Narrow Swath Timeline

Start Time	End Time	Start Orbit	End Orbit
--	--	--	--

5.6 - Seasonal Operations

Start Time	End Time	Start Orbit	End Orbit
--	--	--	--

[[BACK TO MENU](#)]

(1) The Solar/lamp calibration is carried out routinely or after an instrument switch-off or a power cycle (performed to reset the instrument when abnormal values are observed); in the latter cases the coolers are off and the temperature refers to the warm detectors