

0. SCIAMACHY Daily Report for Level 0 products

[0.1 General Info](#)

[0.2 Product Quality Indicators](#)

[0.3 State monitoring](#)

[0.4 ADF monitoring](#)

0.1 General Info

This report contains a daily analysis on parameters extracted from SCIAMACHY Level 0 data (the SCI_NL__0P product).

0.1.1 Report summary

The table below shows general characteristics of the data that are included into this report.

Item	Value
Report version	v1.4 20100407
Time of report generation	10APR2012 02:55:14
Data source version	KSPT_L0/4504-N
Processing scope for products	03APR2012 00:00:00 to 04APR2012 00:00:00
Start time of first product within scope	03APR2012 01:35:51
Stop time of last product within scope	04APR2012 01:00:20
Total number of Level 0 products	16
Number of Level 0 products with errors	1

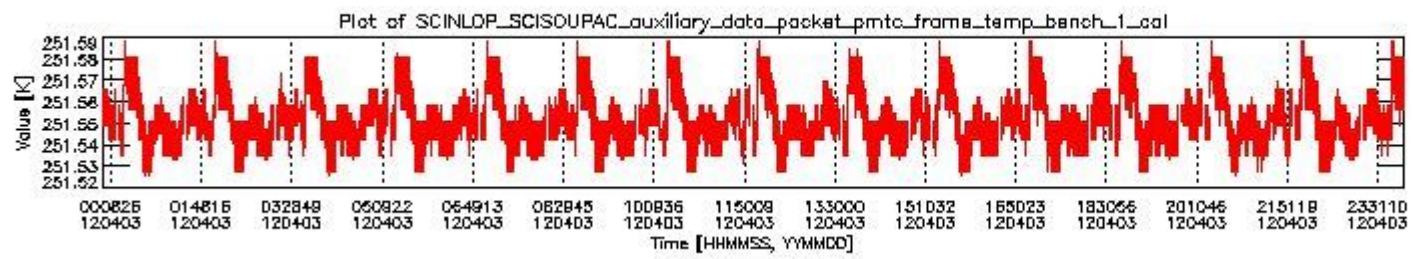
0.1.2 Summary per product

The following table shows a summary for each product used in this report.

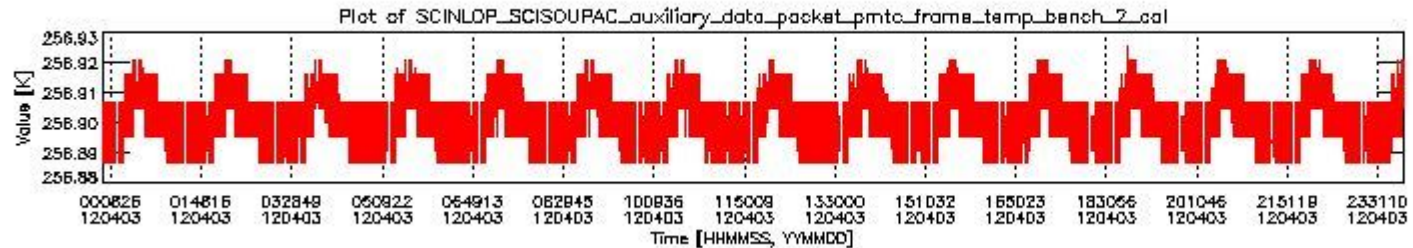
#	Product name	Start time	Stop time	Prod err	ISP err sign	ISP miss sign	ISP disc sign	rs sign
0	SCI_NL__OPNPDE20120403_013551_000041063113_00189_52789_8603.N1	03APR2012 01:35:51	03APR2012 02:44:18	0	0	0	0	0
1	SCI_NL__OPNPDE20120403_024418_000062593113_00190_52790_8604.N1	03APR2012 02:44:18	03APR2012 04:28:37	0	0	0	0	0
2	SCI_NL__OPNPDE20120403_042742_000061363113_00191_52791_8605.N1	03APR2012 04:27:42	03APR2012 06:09:59	0	0	0	0	0
3	SCI_NL__OPNPDK20120403_060850_000041183113_00192_52792_7774.N1	03APR2012 06:08:50	03APR2012 07:17:28	0	0	0	0	0
4	SCI_NL__OPNPDK20120403_071620_000061363113_00193_52793_7775.N1	03APR2012 07:16:20	03APR2012 08:58:36	0	0	0	0	0
5	SCI_NL__OPNPDK20120403_085836_000060133113_00194_52794_7776.N1	03APR2012 08:58:36	03APR2012 10:38:50	0	0	0	0	0
6	SCI_NL__OPNPDK20120403_103755_000059453113_00195_52795_7777.N1	03APR2012 10:37:55	03APR2012 12:17:00	0	0	0	0	0
7	SCI_NL__OPNPDK20120403_121700_000058913113_00196_52796_7778.N1	03APR2012 12:17:00	03APR2012 13:55:11	0	0	0	0	0
8	SCI_NL__OPNPDK20120403_135417_000058913113_00197_52797_7779.N1	03APR2012 13:54:17	03APR2012 15:32:28	1	1	0	0	0
9	SCI_NL__OPNPDK20120403_153119_000055363113_00198_52798_7780.N1	03APR2012 15:31:19	03APR2012 17:03:35	0	0	0	0	0
10	SCI_NL__OPNPDK20120403_170335_000003553113_00199_52799_7781.N1	03APR2012 17:03:35	03APR2012 17:09:30	0	0	0	0	0
11	SCI_NL__OPNPDK20120403_170836_000059593113_00199_52799_7782.N1	03APR2012 17:08:36	03APR2012 18:47:55	0	0	0	0	0
12	SCI_NL__OPNPDK20120403_184700_000060823113_00200_52800_7783.N1	03APR2012 18:47:00	03APR2012 20:28:22	0	0	0	0	0
13	SCI_NL__OPNPDE20120403_202634_000043183113_00201_52801_8606.N1	03APR2012 20:26:34	03APR2012 21:38:32	0	0	0	0	0
14	SCI_NL__OPNPDE20120403_213749_000061773113_00201_52801_8607.N1	03APR2012 21:37:49	03APR2012 23:20:46	0	0	0	0	0
15	SCI_NL__OPNPDE20120403_232002_000060183113_00202_52802_8608.N1	03APR2012 23:20:02	04APR2012 01:00:20	0	0	0	0	0

0.2 Product Quality Indicators

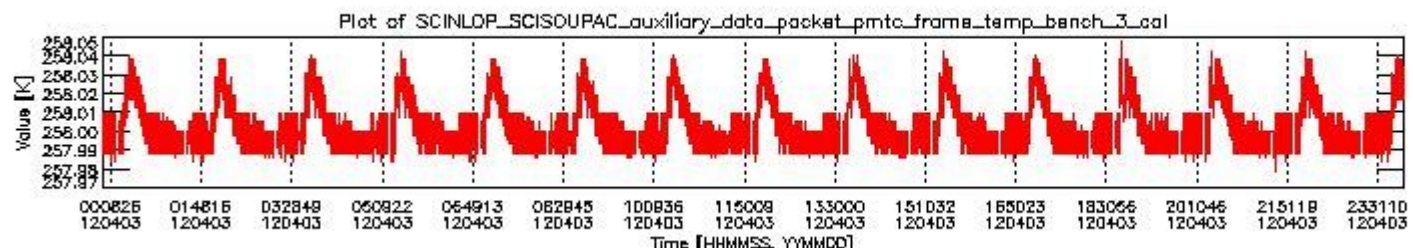
This section shows information about product quality, currently temperatures.



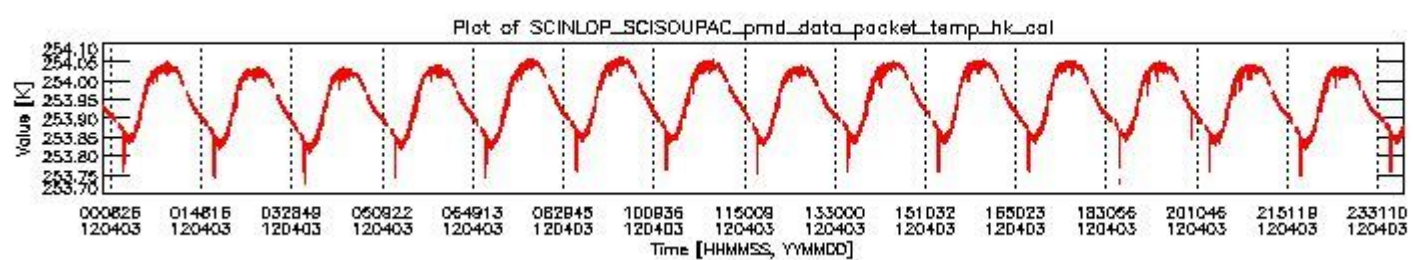
sciamachy_daily_report_level0_KSPT_L0_4504_N_20120403_0.PNG



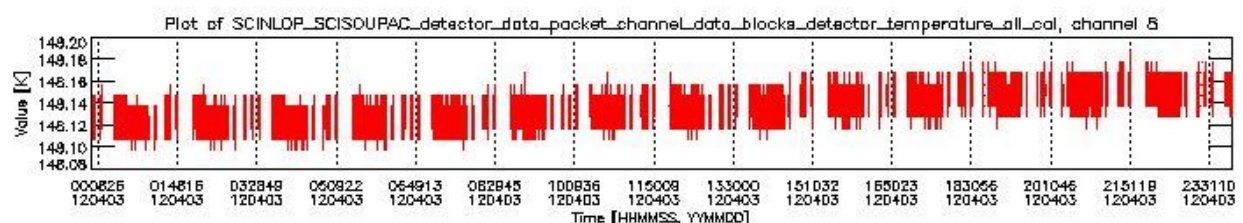
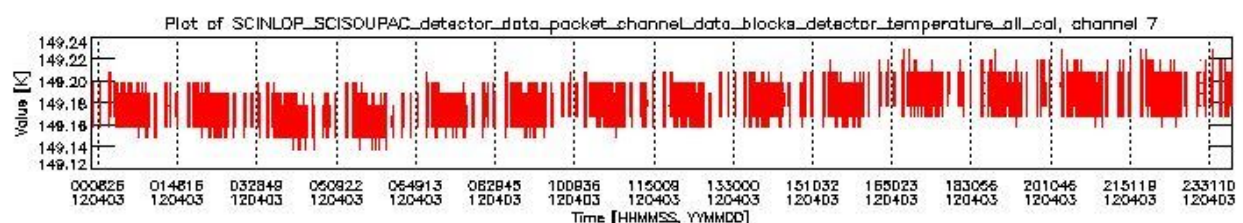
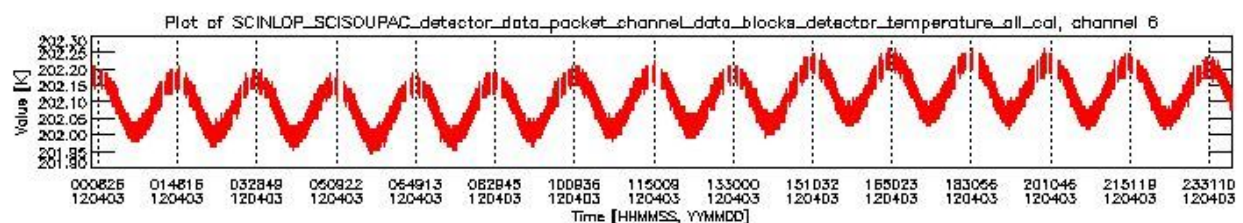
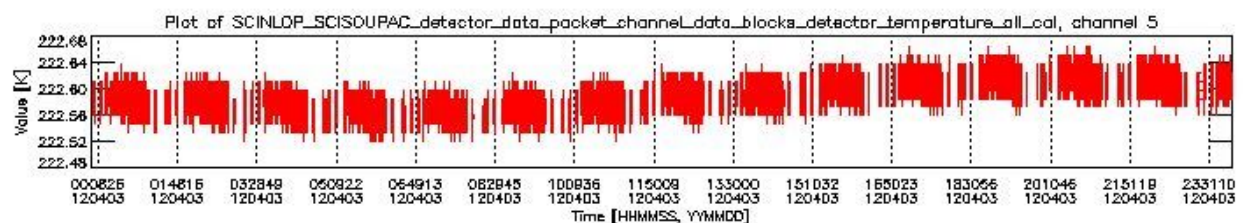
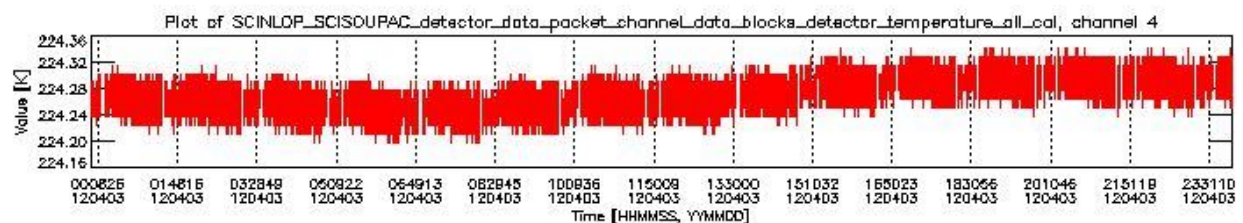
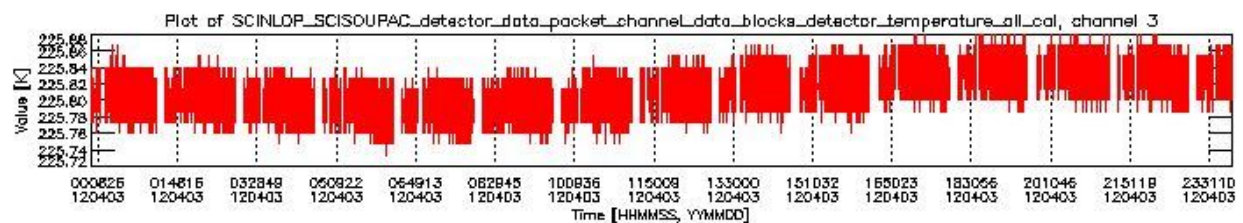
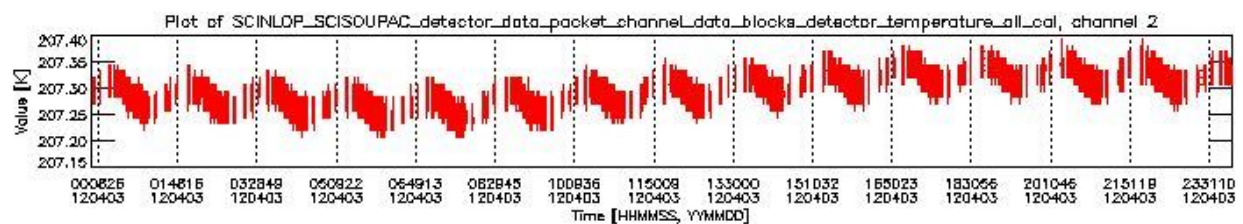
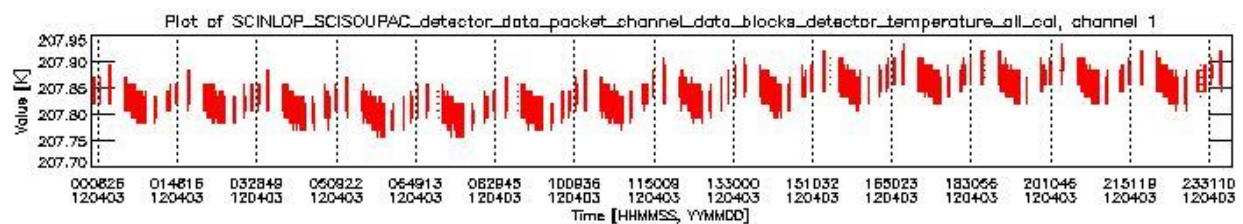
sciamachy_daily_report_level0_KSPT_L0_4504_N_20120403_1.PNG



sciamachy_daily_report_level0_KSPT_L0_4504_N_20120403_2.PNG



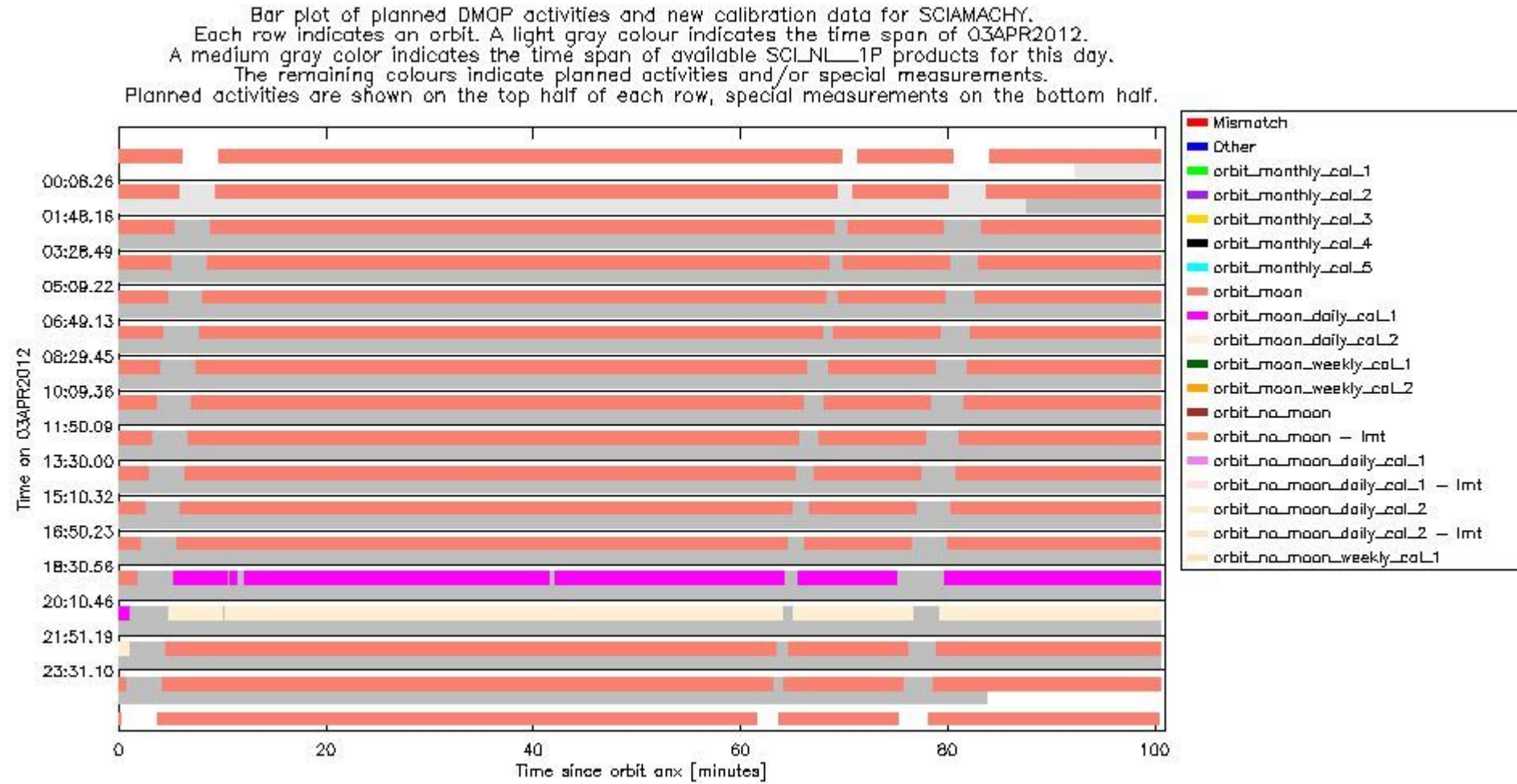
sciamachy_daily_report_level0_KSPT_L0_4504_N_20120403_3.PNG



0.3 State monitoring

No instrument tracking information available. This section gives an analysis of the DMOP execution. The execution is monitored by assigning various activities to timeline sequences found in the DMOP file, and by checking where "NEW" datasets are available in SCI_NL__1P products.

The following plot gives an overview of planned activities and actual state IDs in the Level 0 products. The planning is taken from the DMOP files, and interpreted using information from OSDF files.



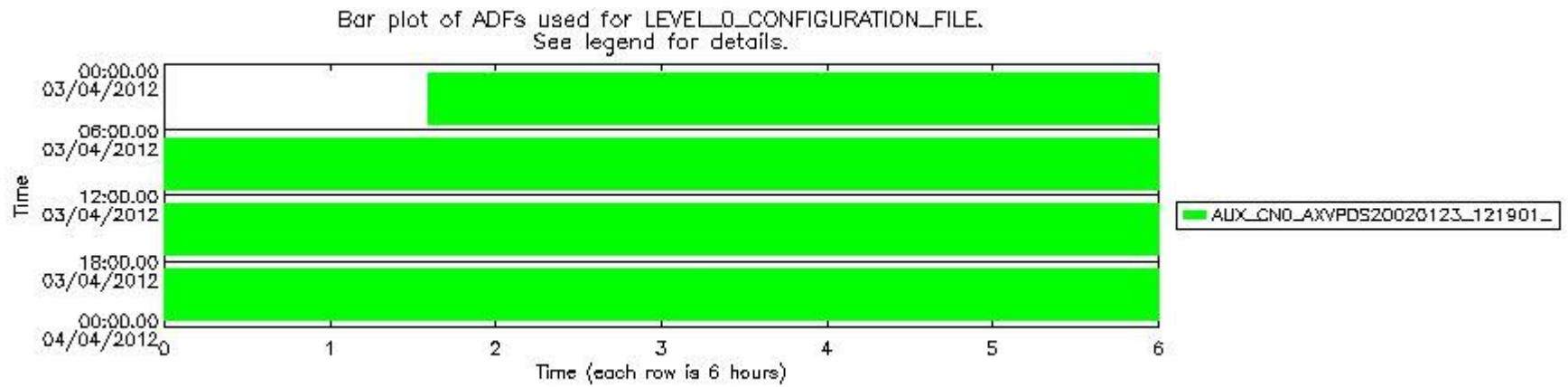
0.4 ADF monitoring

This section shows the (variation in) ADFs used for each of the products. It consists of:

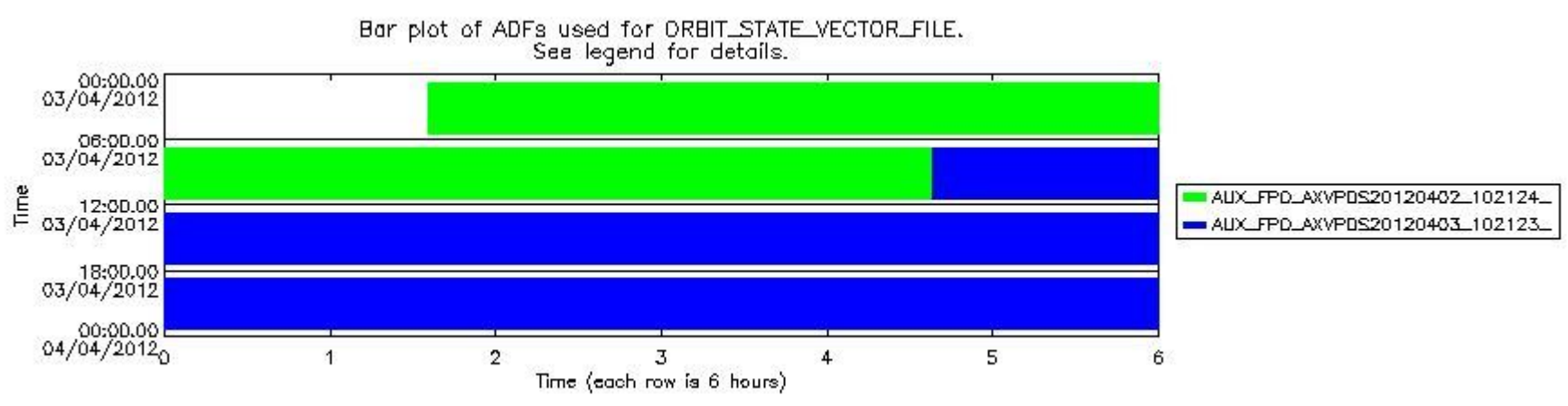
- A table showing which ADFs were used for processing (red values indicate that multiple ADFs of the same type were used)
- Various time line plots, one for each ADF, showing when and which ADF was used.

If multiple ADFs of a single type were used, these are marked **red** in the table.

Number	ADF
	CNO (LEVEL_0_CONFIGURATION_FILE)
0	AUX_CNO_AXVPDS20020123_121901_20020101_000000_20200101_000000
	FPO (ORBIT_STATE_VECTOR_FILE)
1	AUX_FPO_AXVPDS20120402_102124_20120401_194420_20120411_201744
2	AUX_FPO_AXVPDS20120403_102123_20120402_190735_20120412_212115



sciamachy_daily_report_level0_KSPT_L0_4504_N_20120403_6.PNG



sciamachy_daily_report_level0_KSPT_L0_4504_N_20120403_7.PNG

