

0. SCIAMACHY Daily Report for Level 0 products

[0.1 General Info](#)

[0.2 Product Quality Indicators](#)

[0.3 State monitoring](#)

[0.4 ADF monitoring](#)

0.1 General Info

This report contains a daily analysis on parameters extracted from SCIAMACHY Level 0 data (the SCI_NL__0P product).

0.1.1 Report summary

The table below shows general characteristics of the data that are included into this report.

| Item | Value |
|--|--|
| Report version | v1.4 20100407 |
| Time of report generation | 09APR2012 03:02:37 |
| Data source version | KSPT_L0/4504-N |
| Processing scope for products | 02APR2012 00:00:00 to 03APR2012 00:00:00 |
| Start time of first product within scope | 02APR2012 00:31:39 |
| Stop time of last product within scope | 03APR2012 01:36:39 |
| Total number of Level 0 products | 16 |
| Number of Level 0 products with errors | 0 |

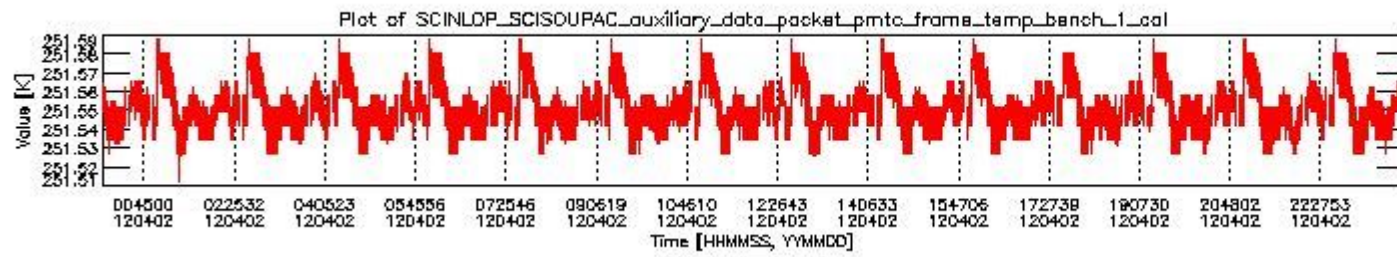
0.1.2 Summary per product

The following table shows a summary for each product used in this report.

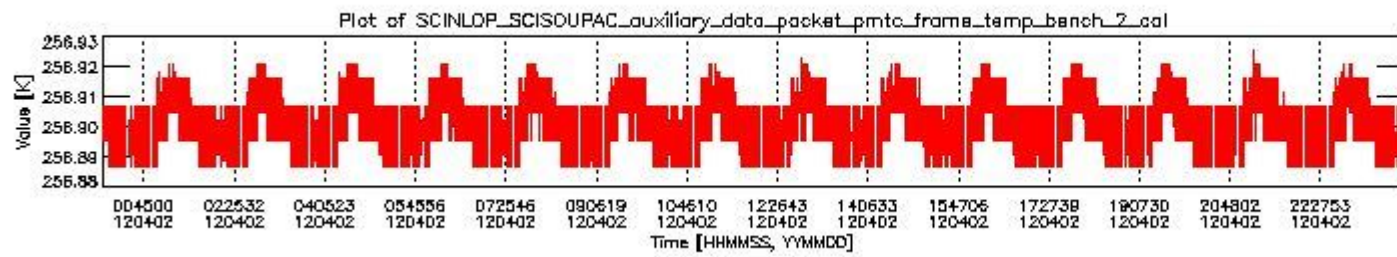
| # | Product name | Start time | Stop time | Prod err | ISP err sign | ISP miss sign | ISP disc sign | rs sign |
|----|--|--------------------|--------------------|----------|--------------|---------------|---------------|---------|
| 0 | SCI_NL__OPNPDE20120402_003139_000059333113_00174_52774_8596.N1 | 02APR2012 00:31:39 | 02APR2012 02:10:32 | 0 | 0 | 0 | 0 | 0 |
| 1 | SCI_NL__OPNPDE20120402_020948_000045263113_00175_52775_8597.N1 | 02APR2012 02:09:48 | 02APR2012 03:25:14 | 0 | 0 | 0 | 0 | 0 |
| 2 | SCI_NL__OPNPDE20120402_032420_000061363113_00176_52776_8598.N1 | 02APR2012 03:24:20 | 02APR2012 05:06:36 | 0 | 0 | 0 | 0 | 0 |
| 3 | SCI_NL__OPNPDE20120402_050636_000060143113_00177_52777_8599.N1 | 02APR2012 05:06:36 | 02APR2012 06:46:50 | 0 | 0 | 0 | 0 | 0 |
| 4 | SCI_NL__OPNPDK20120402_064541_000041183113_00178_52778_7765.N1 | 02APR2012 06:45:41 | 02APR2012 07:54:19 | 0 | 0 | 0 | 0 | 0 |
| 5 | SCI_NL__OPNPDK20120402_075311_000061363113_00179_52779_7766.N1 | 02APR2012 07:53:11 | 02APR2012 09:35:27 | 0 | 0 | 0 | 0 | 0 |
| 6 | SCI_NL__OPNPDK20120402_093433_000060133113_00180_52780_7767.N1 | 02APR2012 09:34:33 | 02APR2012 11:14:46 | 0 | 0 | 0 | 0 | 0 |
| 7 | SCI_NL__OPNPDK20120402_111446_000058913113_00181_52781_7768.N1 | 02APR2012 11:14:46 | 02APR2012 12:52:57 | 0 | 0 | 0 | 0 | 0 |
| 8 | SCI_NL__OPNPDK20120402_125148_000058913113_00182_52782_7769.N1 | 02APR2012 12:51:48 | 02APR2012 14:29:59 | 0 | 0 | 0 | 0 | 0 |
| 9 | SCI_NL__OPNPDK20120402_142905_000059453113_00183_52783_7770.N1 | 02APR2012 14:29:05 | 02APR2012 16:08:10 | 0 | 0 | 0 | 0 | 0 |
| 10 | SCI_NL__OPNPDK20120402_160716_000059453113_00184_52784_7771.N1 | 02APR2012 16:07:16 | 02APR2012 17:46:21 | 0 | 0 | 0 | 0 | 0 |
| 11 | SCI_NL__OPNPDK20120402_174526_000058253113_00185_52785_7772.N1 | 02APR2012 17:45:26 | 02APR2012 19:22:31 | 0 | 0 | 0 | 0 | 0 |
| 12 | SCI_NL__OPNPDK20120402_192040_000063143113_00186_52786_7773.N1 | 02APR2012 19:20:40 | 02APR2012 21:05:54 | 0 | 0 | 0 | 0 | 0 |
| 13 | SCI_NL__OPNPDE20120402_210405_000042363113_00187_52787_8600.N1 | 02APR2012 21:04:05 | 02APR2012 22:14:41 | 0 | 0 | 0 | 0 | 0 |
| 14 | SCI_NL__OPNPDE20120402_221357_000061773113_00187_52787_8601.N1 | 02APR2012 22:13:57 | 02APR2012 23:56:54 | 0 | 0 | 0 | 0 | 0 |
| 15 | SCI_NL__OPNPDE20120402_235610_000060283113_00188_52788_8602.N1 | 02APR2012 23:56:10 | 03APR2012 01:36:39 | 0 | 0 | 0 | 0 | 0 |

0.2 Product Quality Indicators

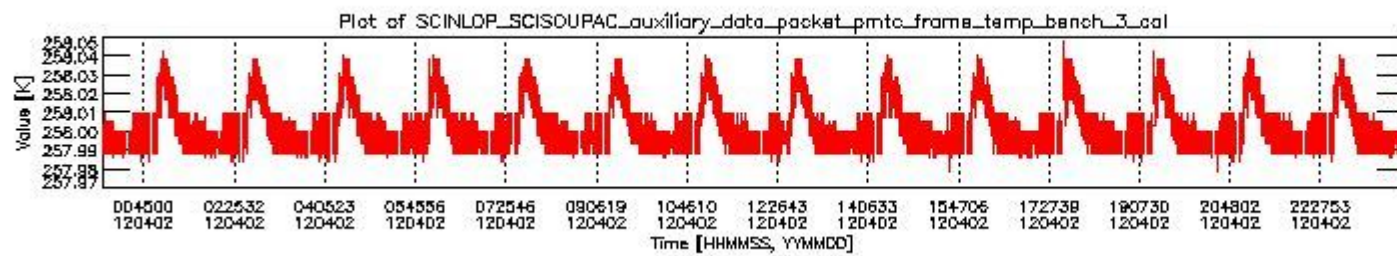
This section shows information about product quality, currently temperatures.



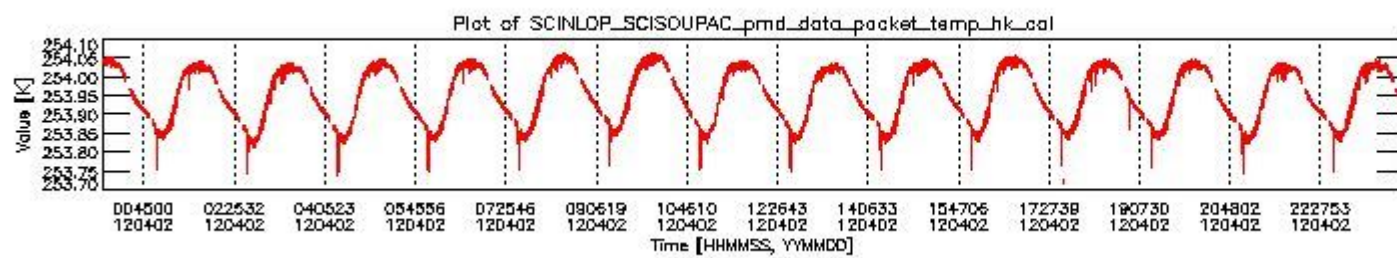
sciamachy_daily_report_level0_KSPT_L0_4504_N_20120402_0.PNG



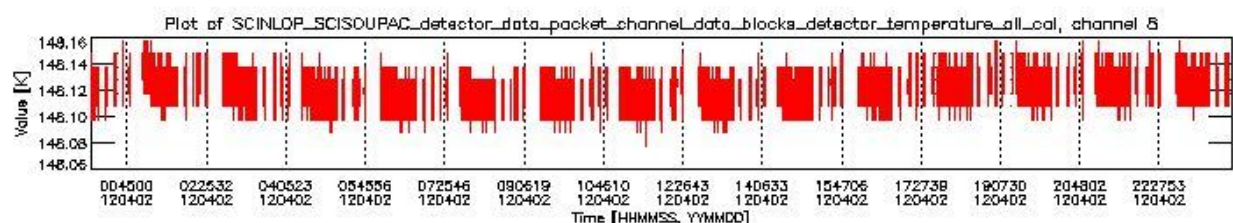
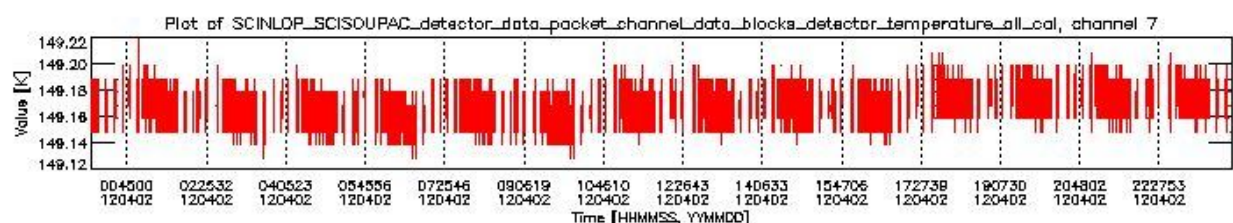
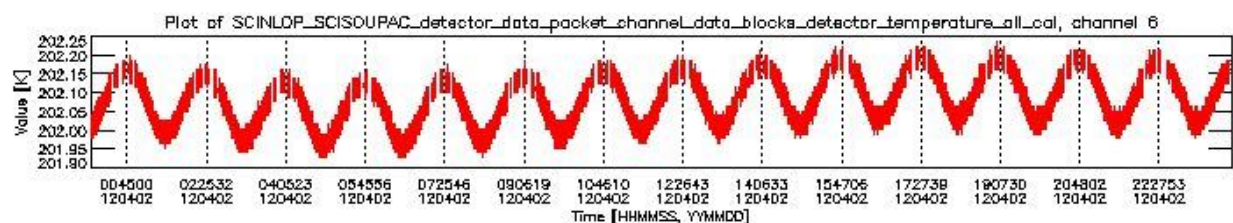
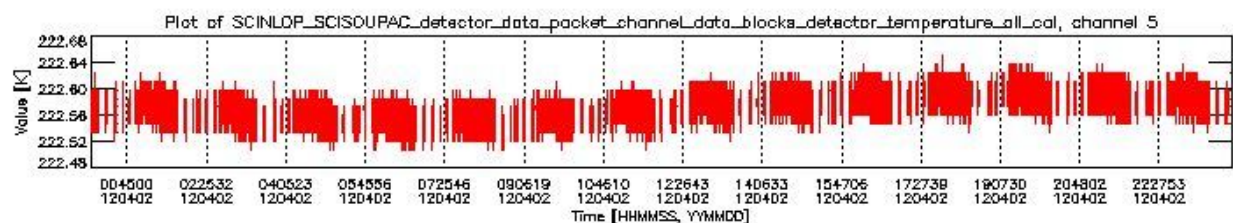
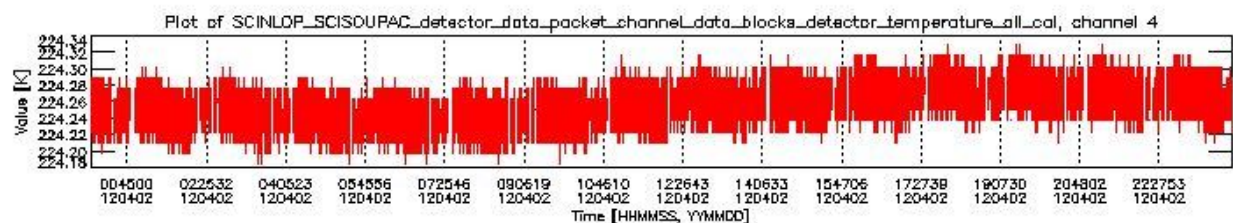
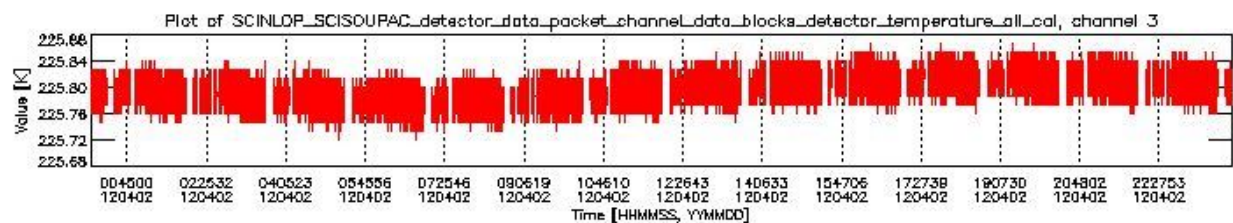
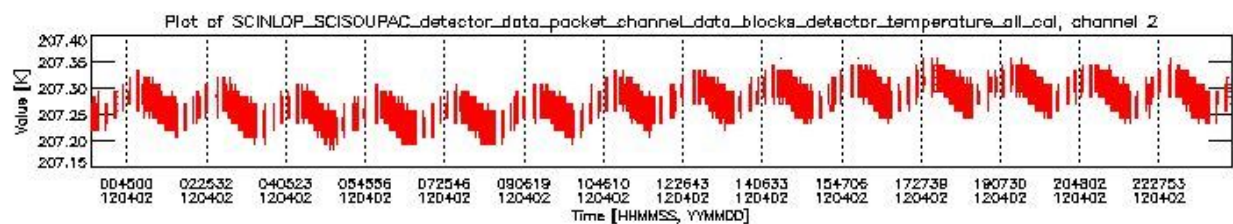
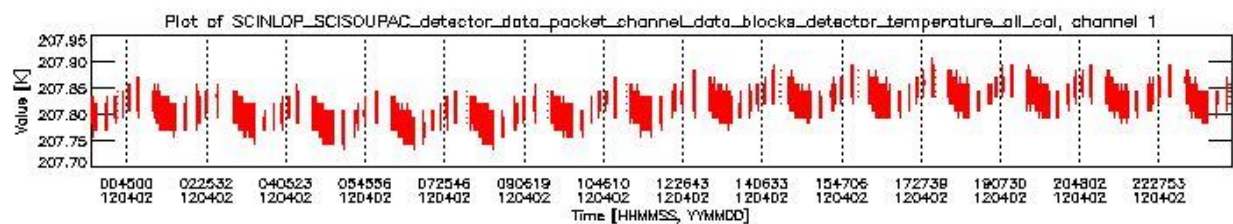
sciamachy_daily_report_level0_KSPT_L0_4504_N_20120402_1.PNG



sciamachy_daily_report_level0_KSPT_L0_4504_N_20120402_2.PNG



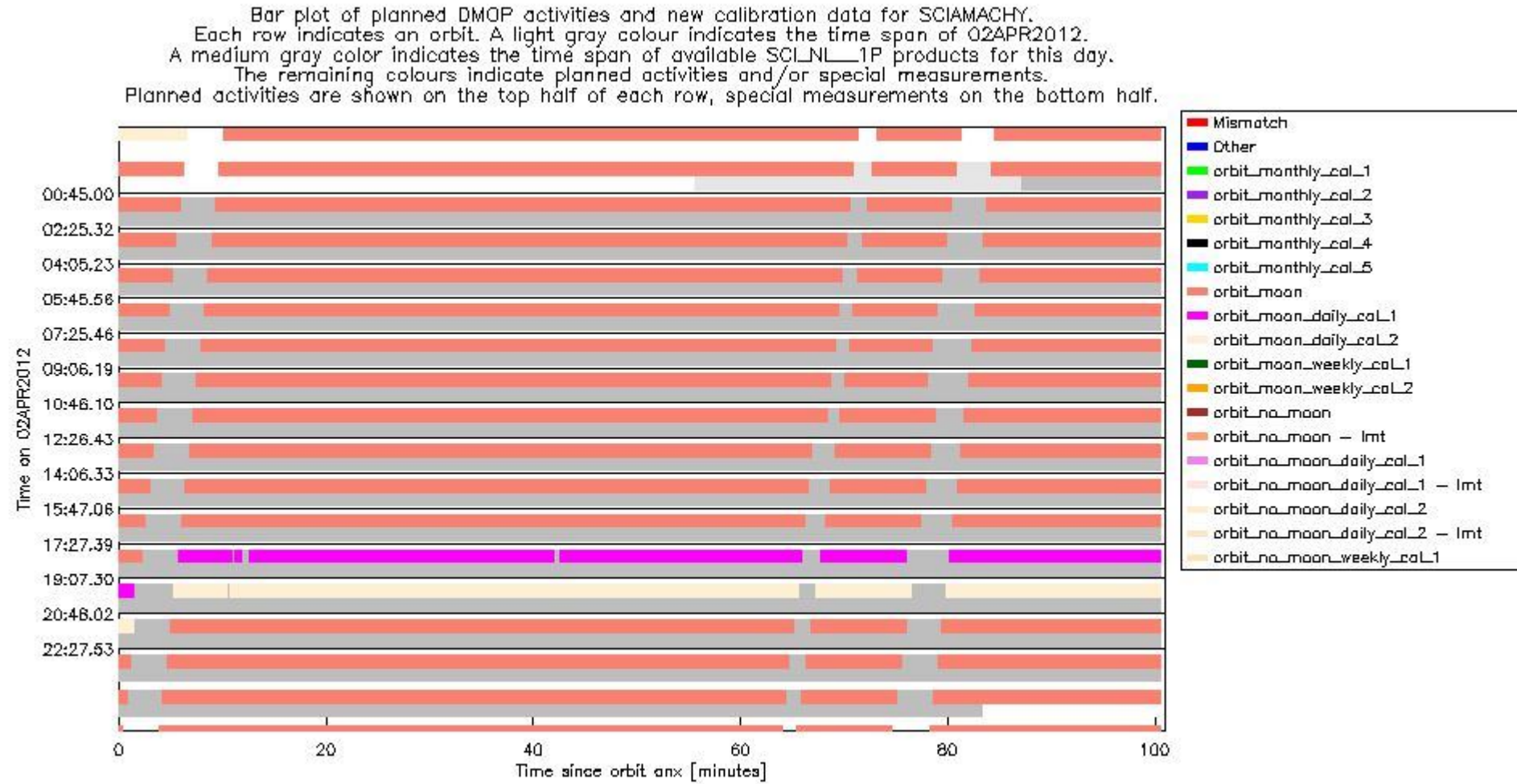
sciamachy_daily_report_level0_KSPT_L0_4504_N_20120402_3.PNG



0.3 State monitoring

No instrument tracking information available. This section gives an analysis of the DMOP execution. The execution is monitored by assigning various activities to timeline sequences found in the DMOP file, and by checking where "NEW" datasets are available in SCI_NL__1P products.

The following plot gives an overview of planned activities and actual state IDs in the Level 0 products. The planning is taken from the DMOP files, and interpreted using information from OSDF files.



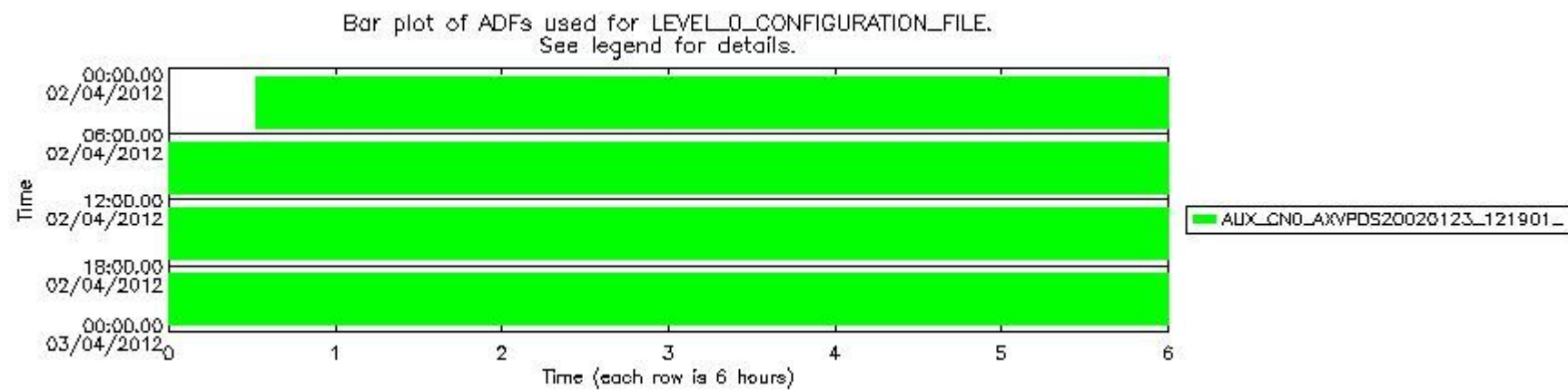
0.4 ADF monitoring

This section shows the (variation in) ADFs used for each of the products. It consists of:

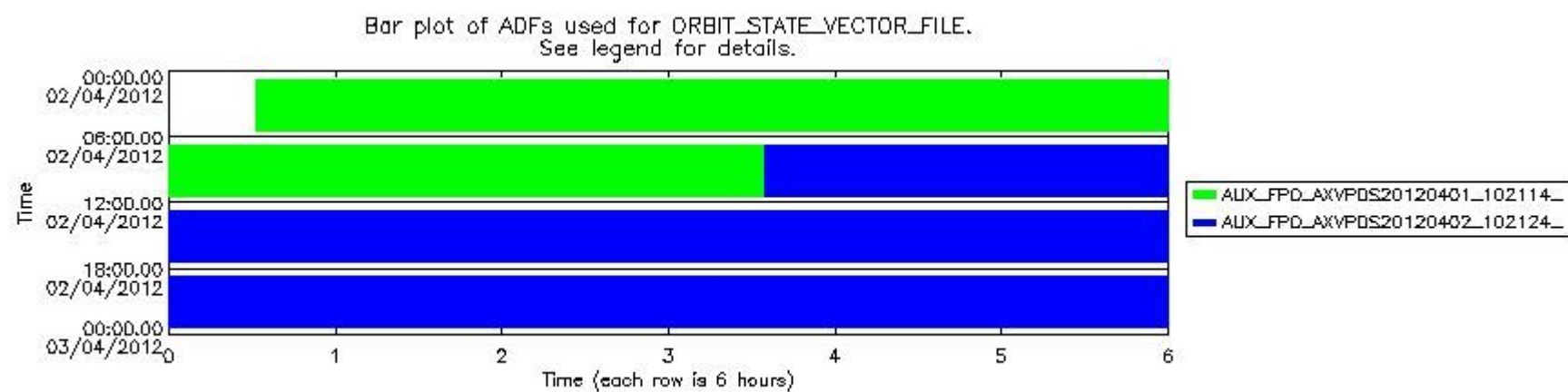
- A table showing which ADFs were used for processing (red values indicate that multiple ADFs of the same type were used)
- Various time line plots, one for each ADF, showing when and which ADF was used.

If multiple ADFs of a single type were used, these are marked **red** in the table.

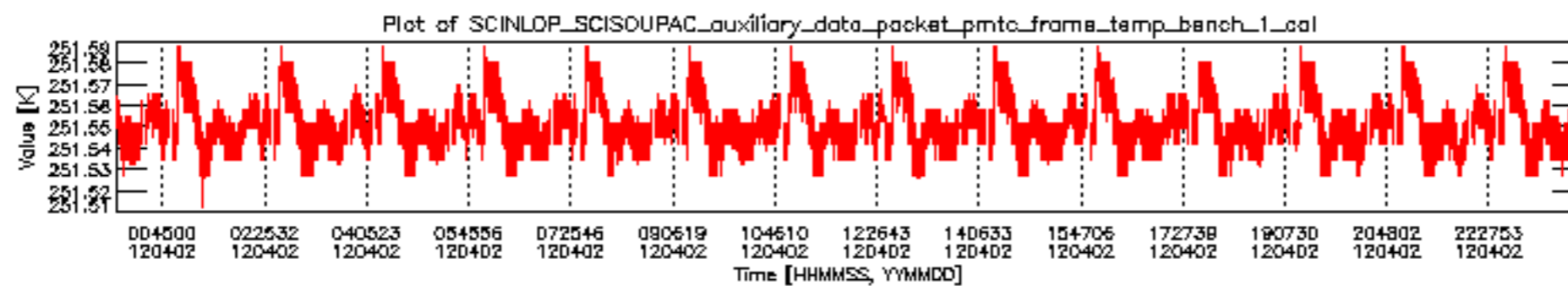
| Number | ADF |
|--------|---|
| | CNO (LEVEL_0_CONFIGURATION_FILE) |
| 0 | AUX_CNO_AXVPDS20020123_121901_20020101_000000_20200101_000000 |
| | FPO (ORBIT_STATE_VECTOR_FILE) |
| 1 | AUX_FPO_AXVPDS20120401_102114_20120331_184051_20120410_205429 |
| 2 | AUX_FPO_AXVPDS20120402_102124_20120401_194420_20120411_201744 |

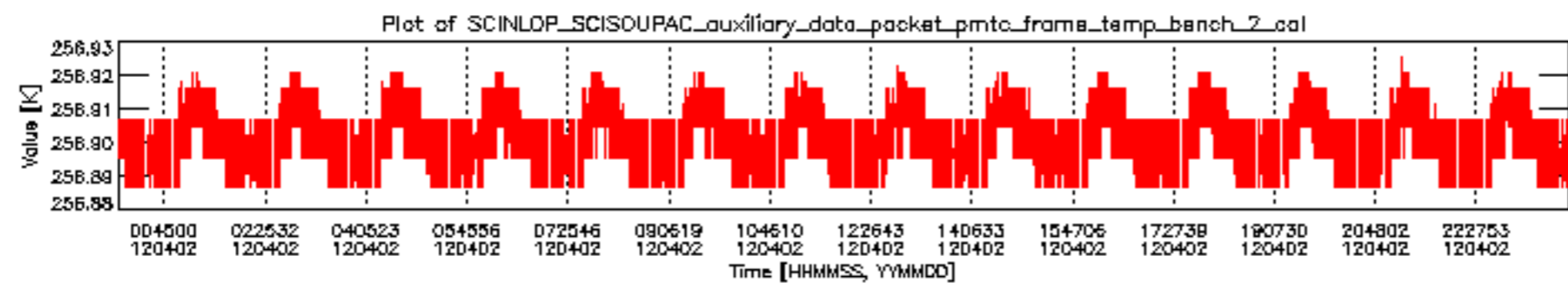


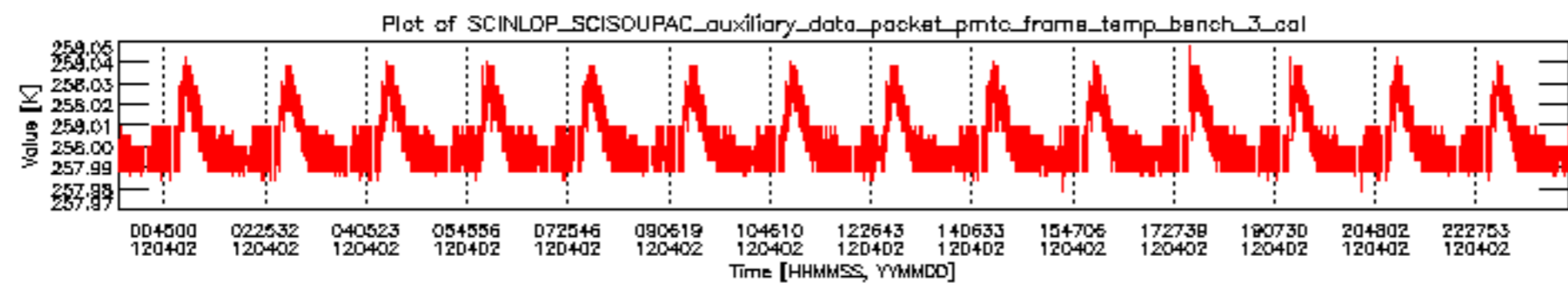
sciamachy_daily_report_level0_KSPT_L0_4504_N_20120402_6.PNG

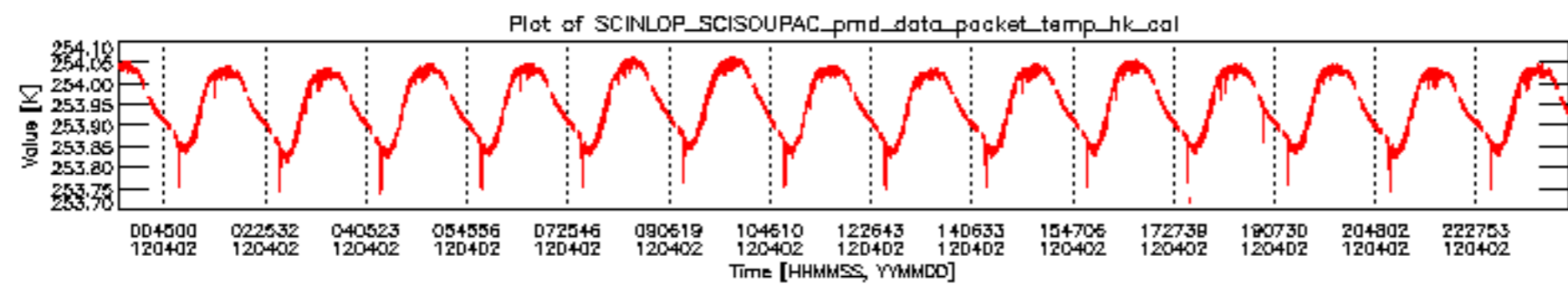


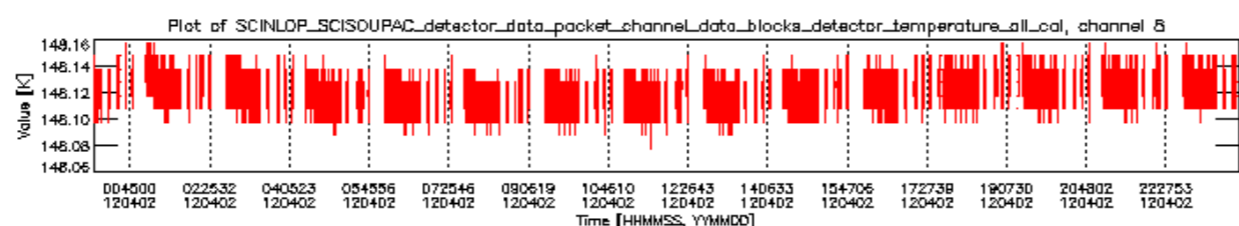
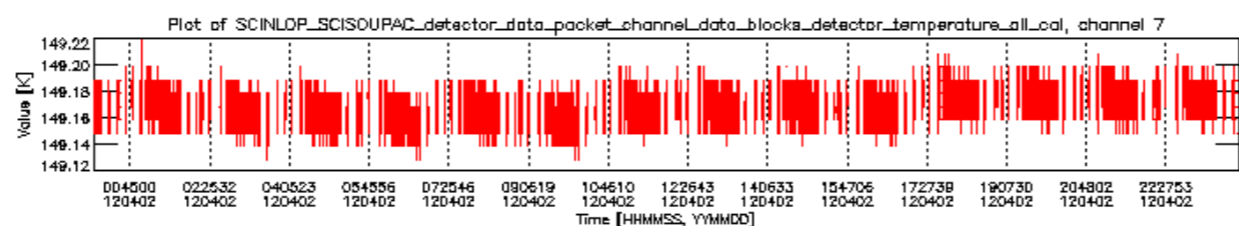
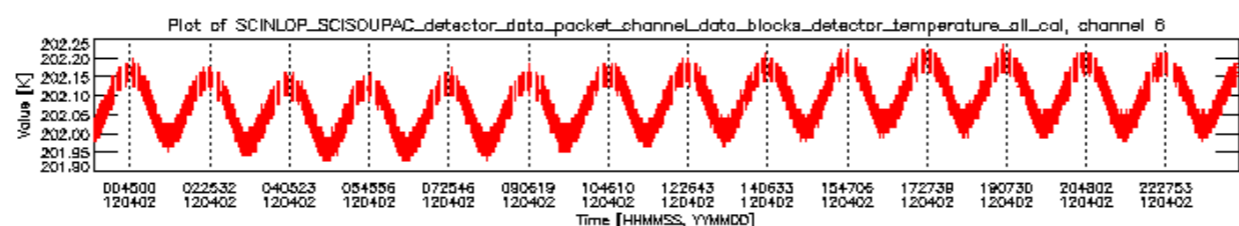
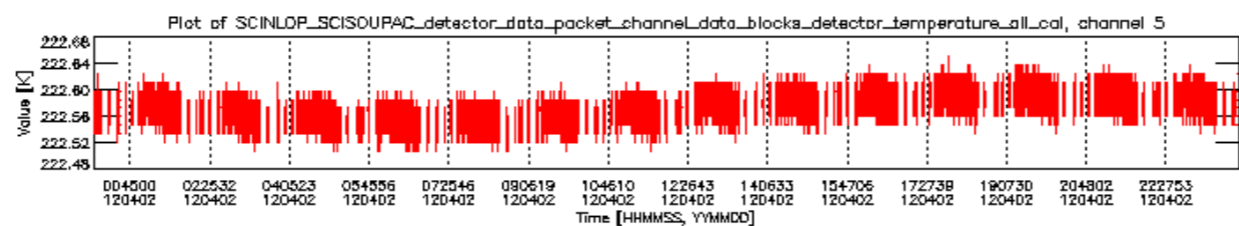
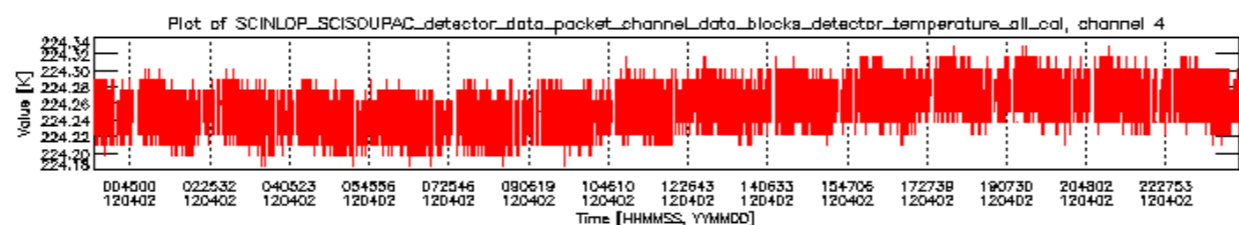
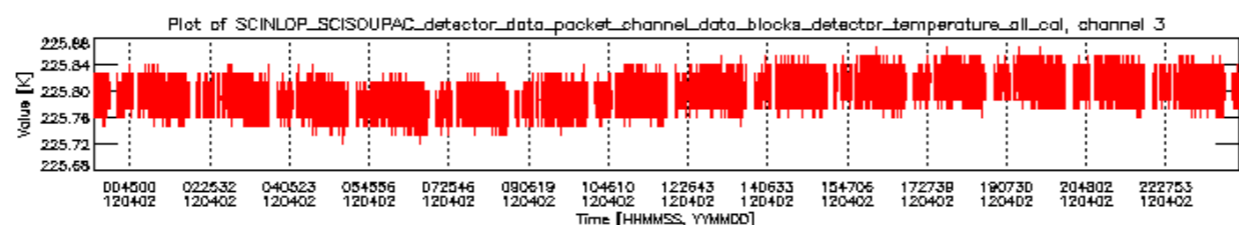
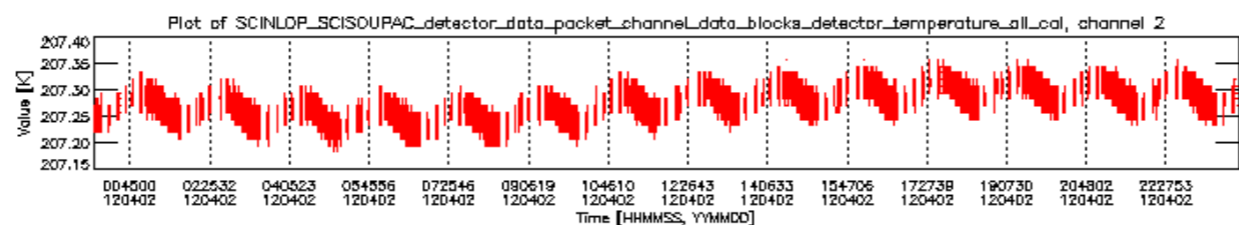
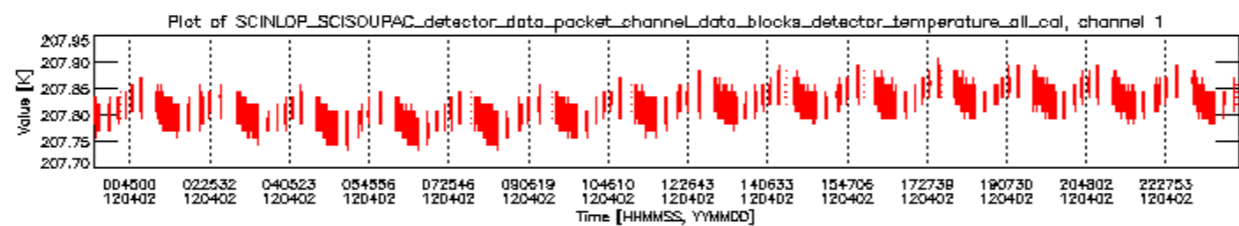
sciamachy_daily_report_level0_KSPT_L0_4504_N_20120402_7.PNG











Bar plot of planned DMOP activities and new calibration data for SCIAMACHY.
 Each row indicates an orbit. A light gray colour indicates the time span of 02APR2012.
 A medium gray color indicates the time span of available SCI_NL_1P products for this day.
 The remaining colours indicate planned activities and/or special measurements.
 Planned activities are shown on the top half of each row, special measurements on the bottom half.

