

0. SCIAMACHY Daily Report for Level 0 products

[0.1 General Info](#)

[0.2 Product Quality Indicators](#)

[0.3 State monitoring](#)

[0.4 ADF monitoring](#)

0.1 General Info

This report contains a daily analysis on parameters extracted from SCIAMACHY Level 0 data (the SCI_NL__0P product).

0.1.1 Report summary

The table below shows general characteristics of the data that are included into this report.

Item	Value
Report version	v1.4 20100407
Time of report generation	08APR2012 03:07:02
Data source version	KSPT_L0/4504-N
Processing scope for products	01APR2012 00:00:00 to 02APR2012 00:00:00
Start time of first product within scope	01APR2012 01:09:55
Stop time of last product within scope	02APR2012 00:33:47
Total number of Level 0 products	13
Number of Level 0 products with errors	0

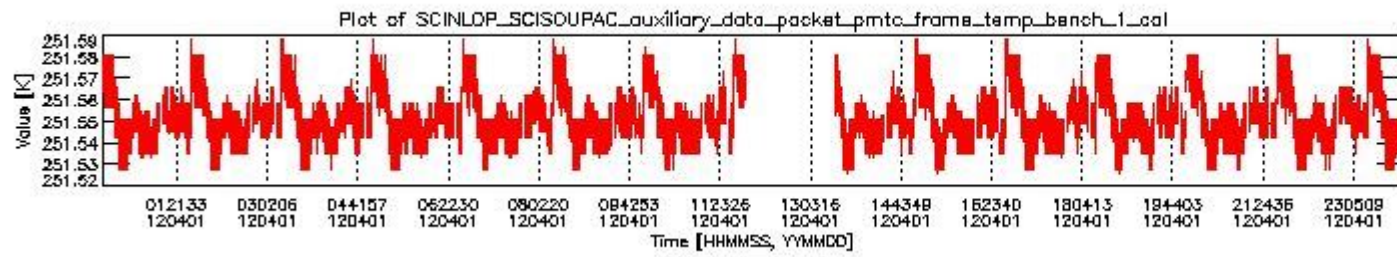
0.1.2 Summary per product

The following table shows a summary for each product used in this report.

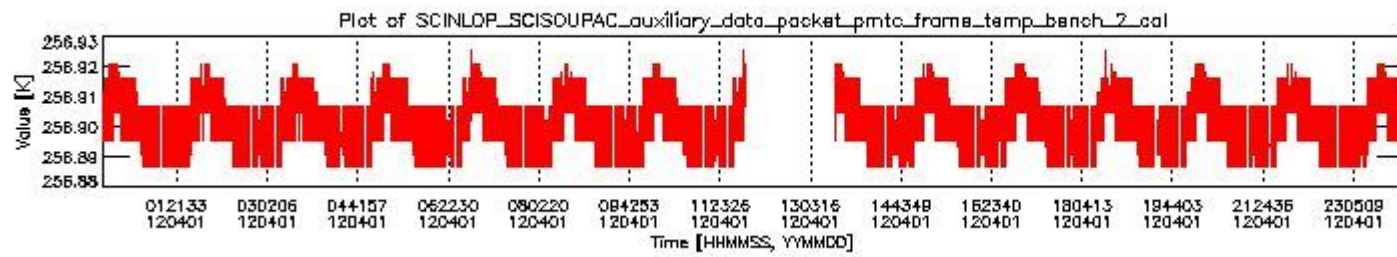
#	Product name	Start time	Stop time	Prod err	ISP err sign	ISP miss sign	ISP disc sign	rs sign
0	SCI_NL__OPNPDE20120401_010955_000102073113_00160_52760_8590.N1	01APR2012 01:09:55	01APR2012 04:00:02	0	0	0	0	0
1	SCI_NL__OPNPDE20120401_040002_000061363113_00162_52762_8591.N1	01APR2012 04:00:02	01APR2012 05:42:18	0	0	0	0	0
2	SCI_NL__OPNPDE20120401_054218_000060823113_00163_52763_8592.N1	01APR2012 05:42:18	01APR2012 07:23:41	0	0	0	0	0
3	SCI_NL__OPNPDK20120401_072341_000039813113_00164_52764_7757.N1	01APR2012 07:23:41	01APR2012 08:30:02	0	0	0	0	0
4	SCI_NL__OPNPDK20120401_083002_000061363113_00165_52765_7758.N1	01APR2012 08:30:02	01APR2012 10:12:18	0	0	0	0	0
5	SCI_NL__OPNPDK20120401_101218_000058913113_00166_52766_7759.N1	01APR2012 10:12:18	01APR2012 11:50:28	0	0	0	0	0
6	SCI_NL__OPNPDK20120401_132948_000058223113_00168_52768_7761.N1	01APR2012 13:29:48	01APR2012 15:06:50	0	0	0	0	0
7	SCI_NL__OPNPDK20120401_150447_000060143113_00169_52769_7762.N1	01APR2012 15:04:47	01APR2012 16:45:01	0	0	0	0	0
8	SCI_NL__OPNPDK20120401_164407_000058913113_00170_52770_7763.N1	01APR2012 16:44:07	01APR2012 18:22:18	0	0	0	0	0
9	SCI_NL__OPNPDK20120401_182123_000059733113_00171_52771_7764.N1	01APR2012 18:21:23	01APR2012 20:00:57	0	0	0	0	0
10	SCI_NL__OPNPDE20120401_195922_000038753113_00172_52772_8593.N1	01APR2012 19:59:22	01APR2012 21:03:57	0	0	0	0	0
11	SCI_NL__OPNPDE20120401_210825_000063133113_00172_52772_8594.N1	01APR2012 21:08:25	01APR2012 22:53:38	0	0	0	0	0
12	SCI_NL__OPNPDE20120401_225338_000060093113_00173_52773_8595.N1	01APR2012 22:53:38	02APR2012 00:33:47	0	0	0	0	0

0.2 Product Quality Indicators

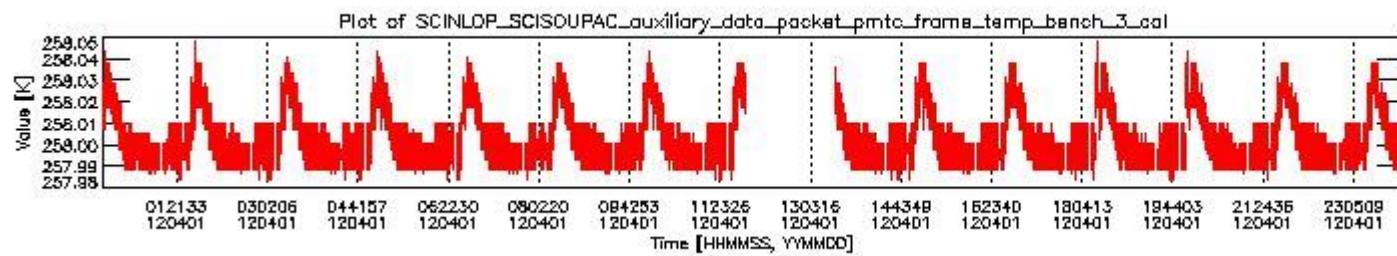
This section shows information about product quality, currently temperatures.



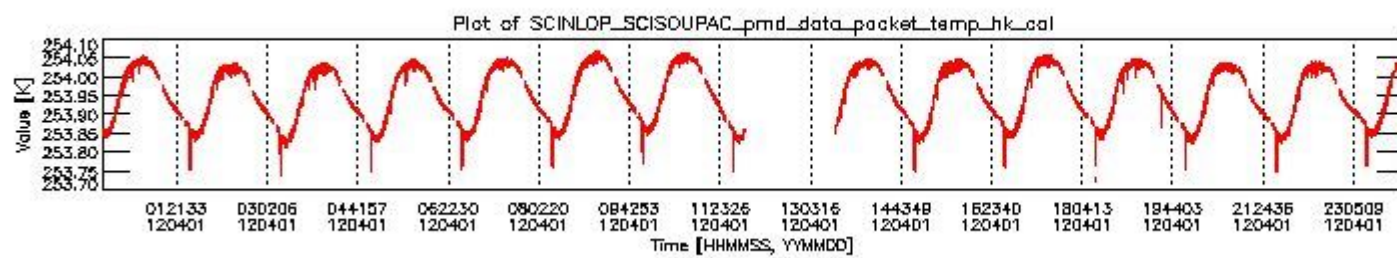
sciamachy_daily_report_level0_KSPT_L0_4504_N_20120401_0.PNG



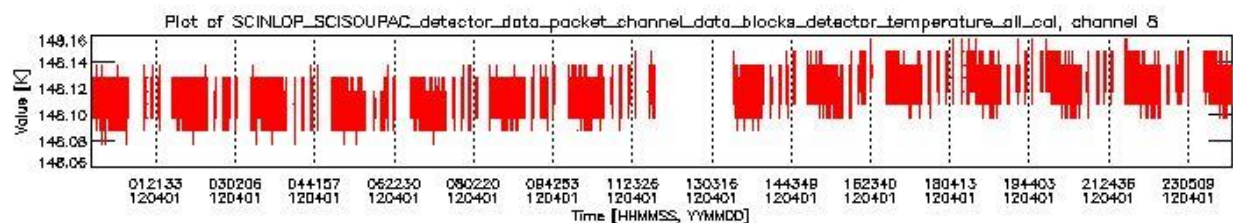
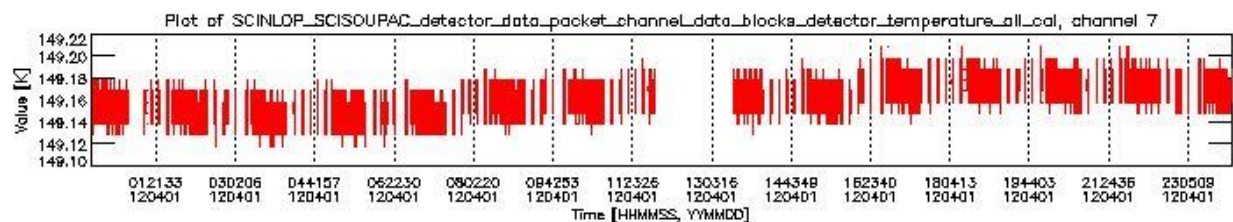
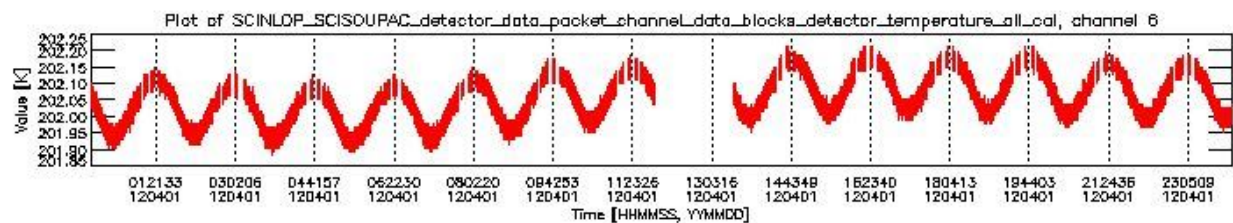
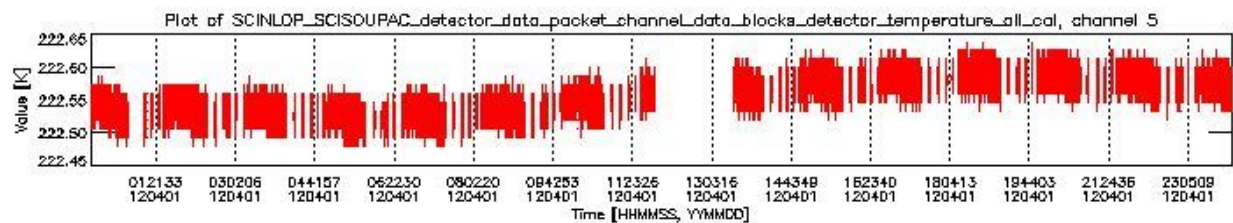
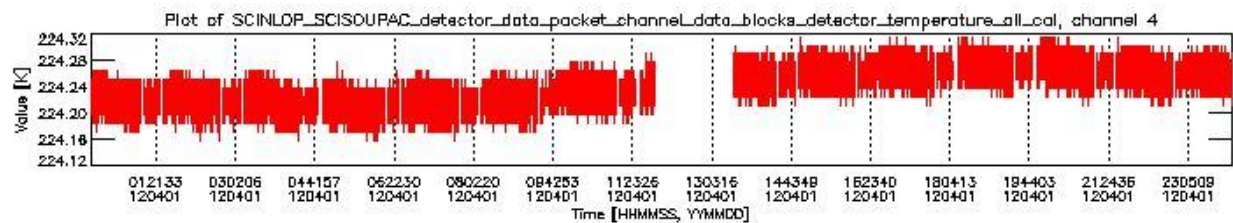
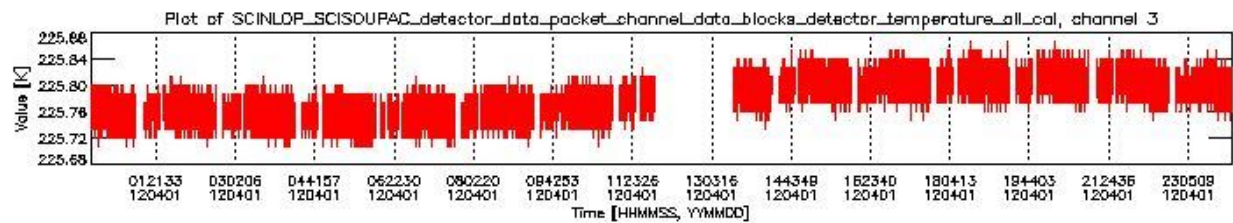
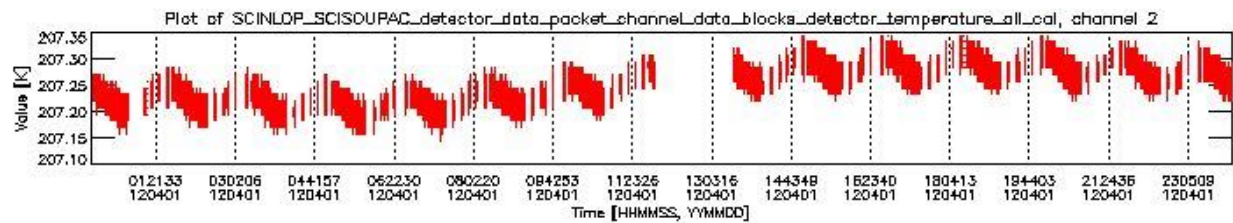
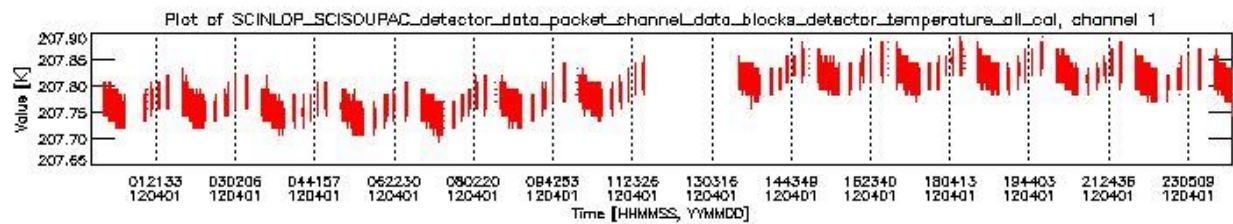
sciamachy_daily_report_level0_KSPT_L0_4504_N_20120401_1.PNG



sciamachy_daily_report_level0_KSPT_L0_4504_N_20120401_2.PNG



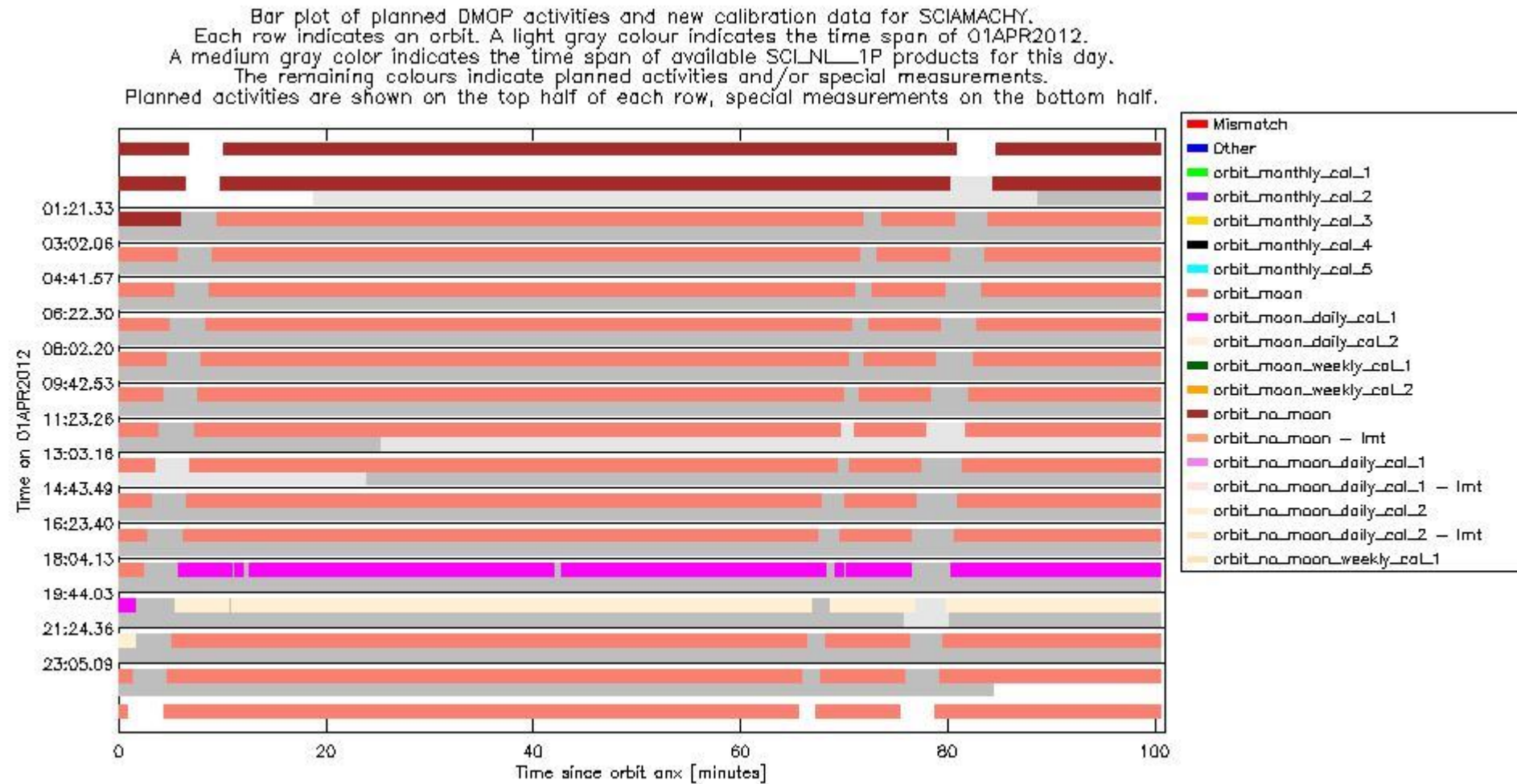
sciamachy_daily_report_level0_KSPT_L0_4504_N_20120401_3.PNG



0.3 State monitoring

No instrument tracking information available. This section gives an analysis of the DMOP execution. The execution is monitored by assigning various activities to timeline sequences found in the DMOP file, and by checking where "NEW" datasets are available in SCI_NL__1P products.

The following plot gives an overview of planned activities and actual state IDs in the Level 0 products. The planning is taken from the DMOP files, and interpreted using information from OSDF files.



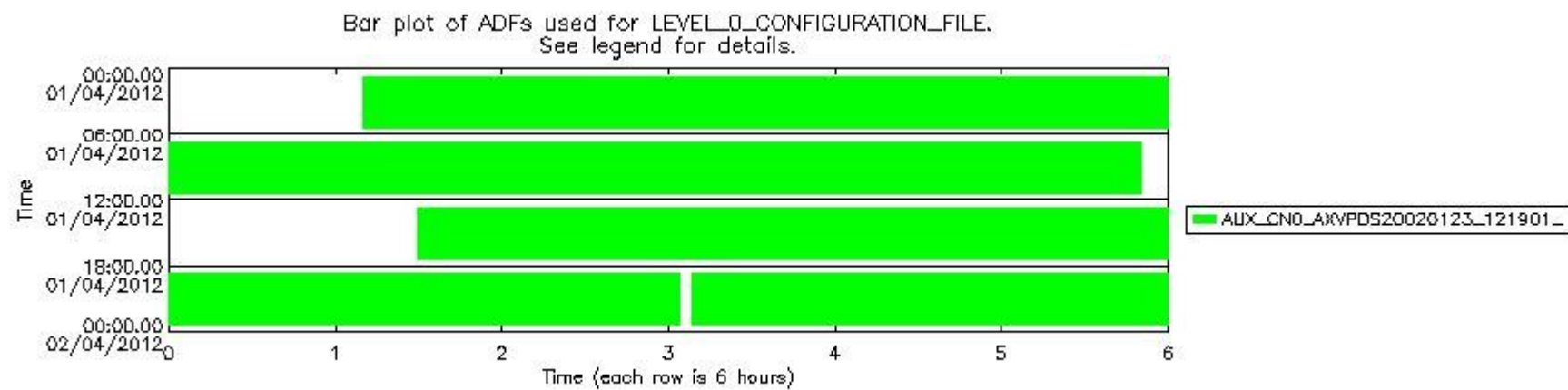
0.4 ADF monitoring

This section shows the (variation in) ADFs used for each of the products. It consists of:

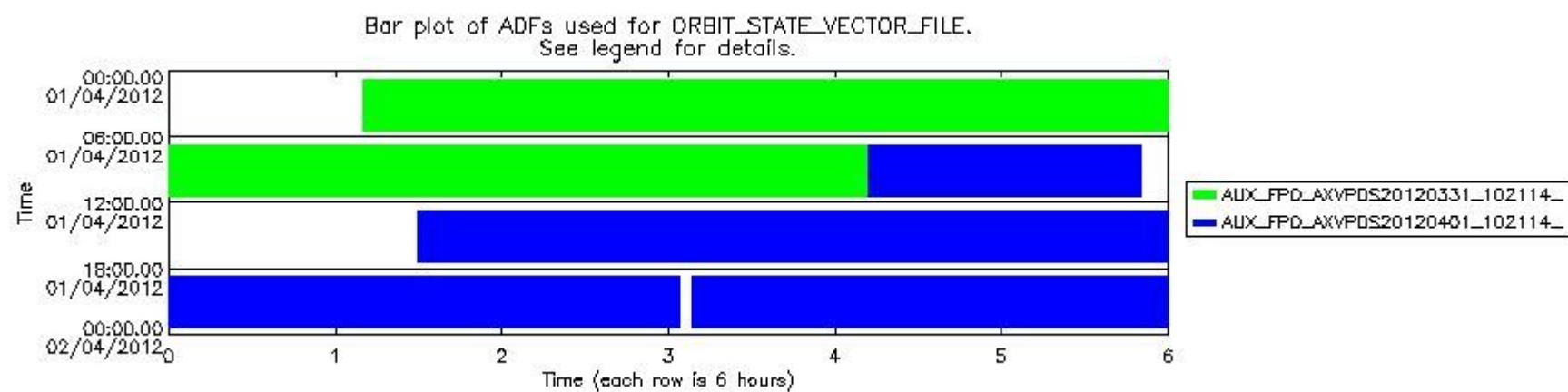
- A table showing which ADFs were used for processing (red values indicate that multiple ADFs of the same type were used)
- Various time line plots, one for each ADF, showing when and which ADF was used.

If multiple ADFs of a single type were used, these are marked **red** in the table.

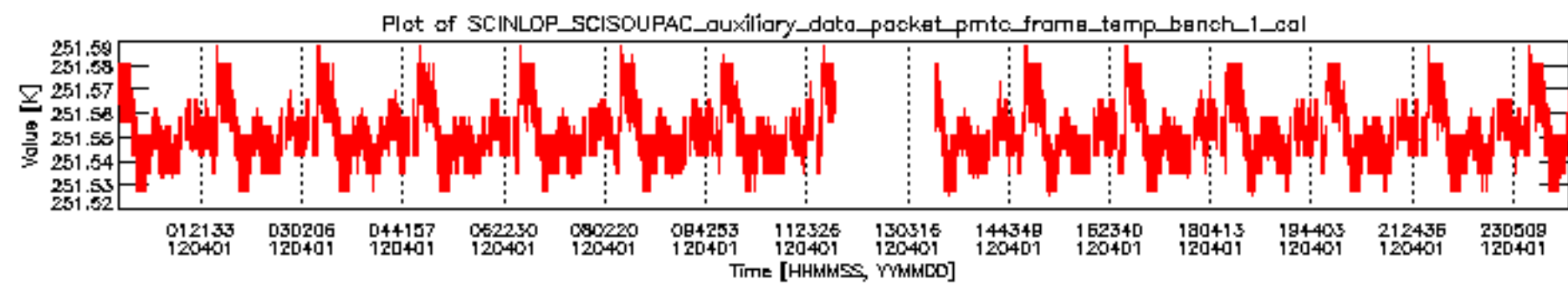
Number	ADF
	CNO (LEVEL_0_CONFIGURATION_FILE)
0	AUX_CNO_AXVPDS20020123_121901_20020101_000000_20200101_000000
	FPO (ORBIT_STATE_VECTOR_FILE)
1	AUX_FPO_AXVPDS20120331_102114_20120330_191736_20120409_213115
2	AUX_FPO_AXVPDS20120401_102114_20120331_184051_20120410_205429

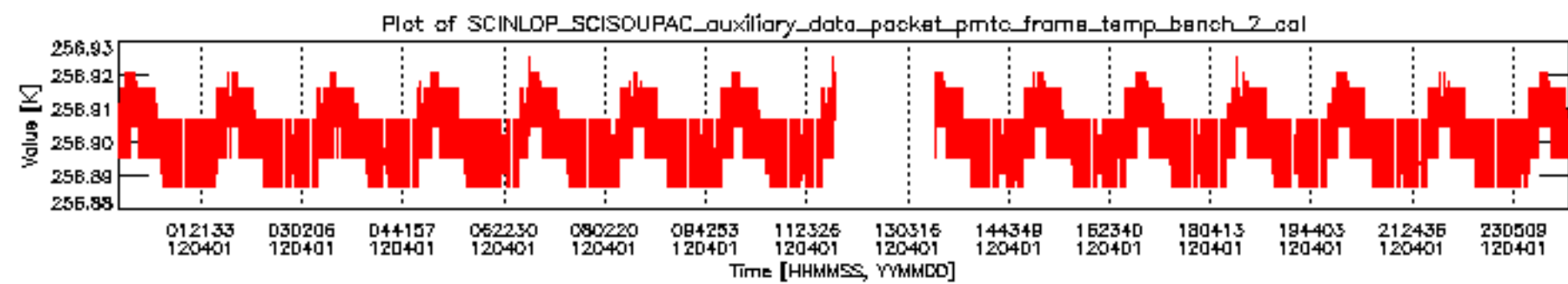


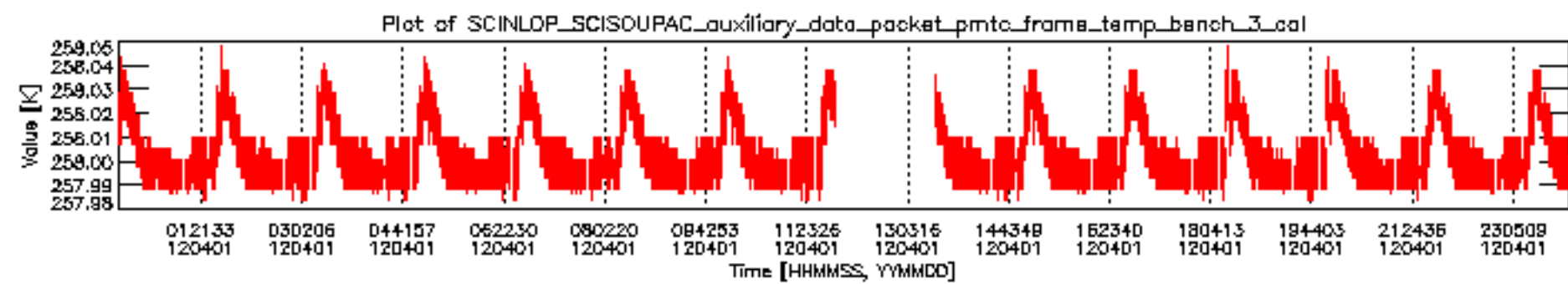
sciamachy_daily_report_level0_KSPT_L0_4504_N_20120401_6.PNG

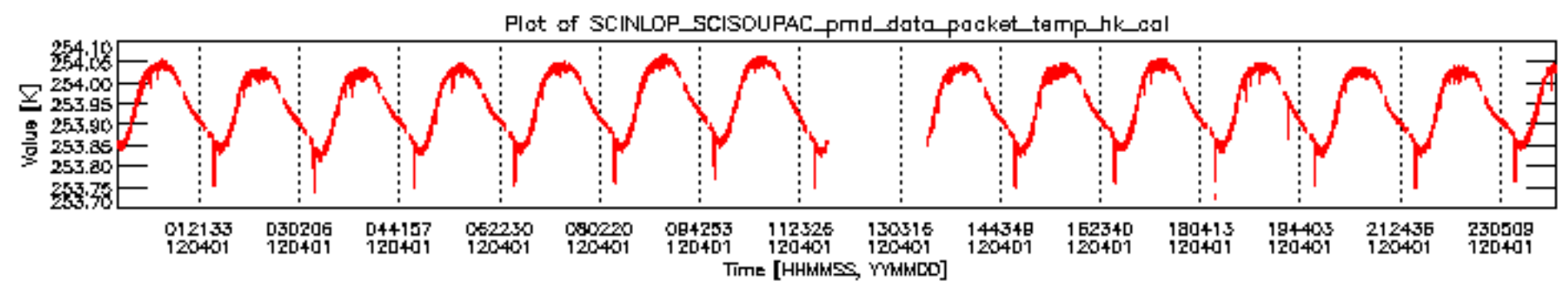


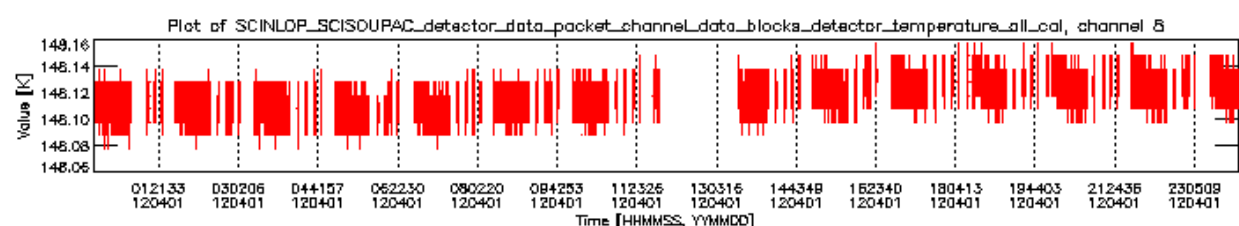
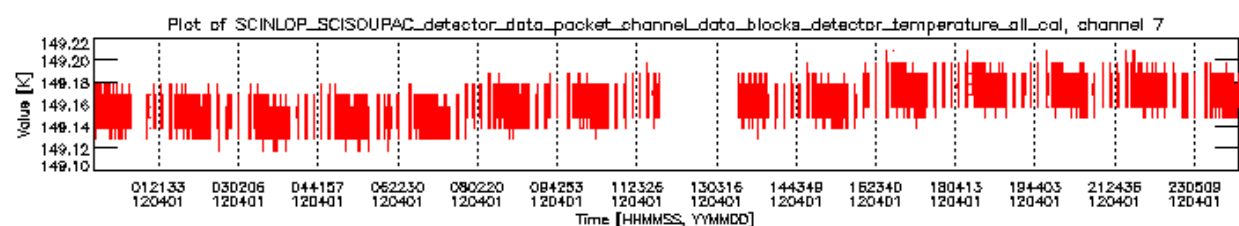
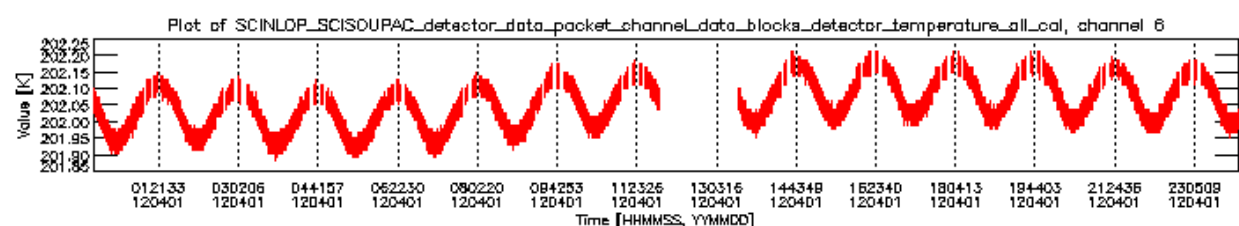
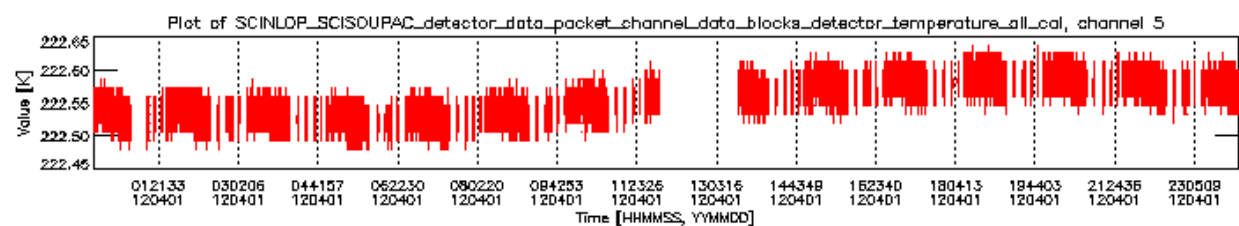
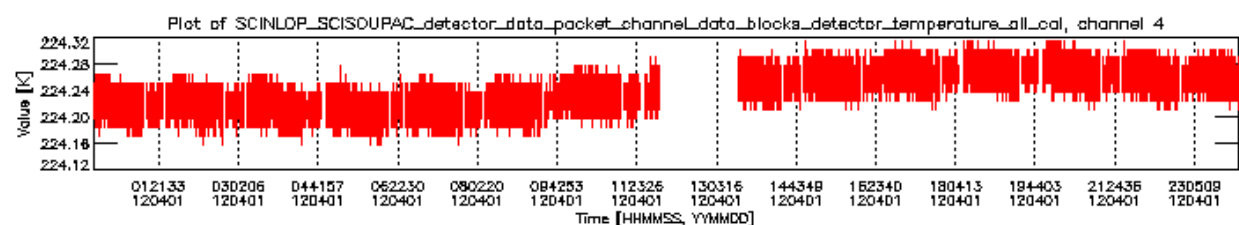
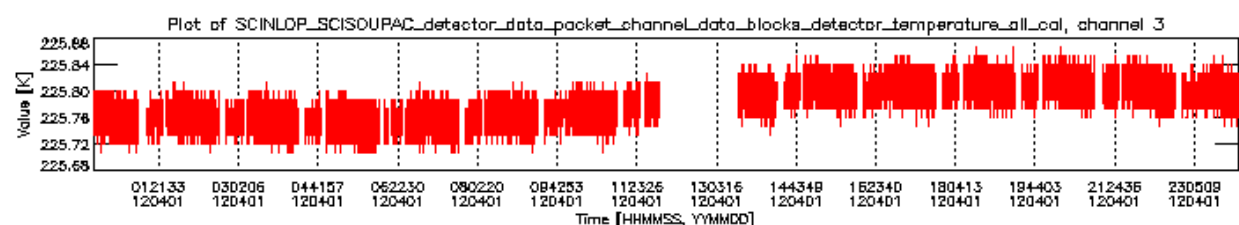
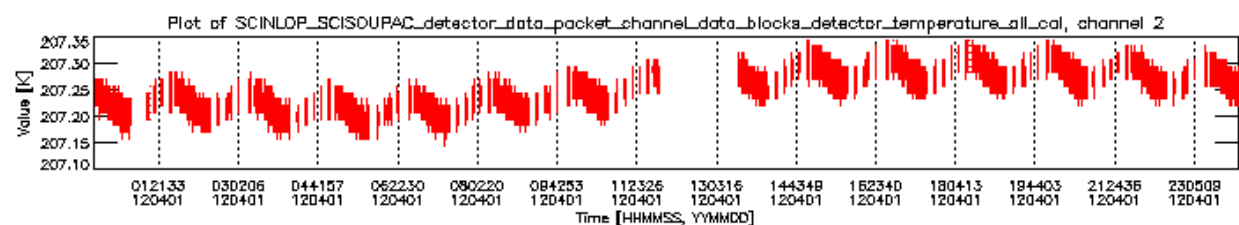
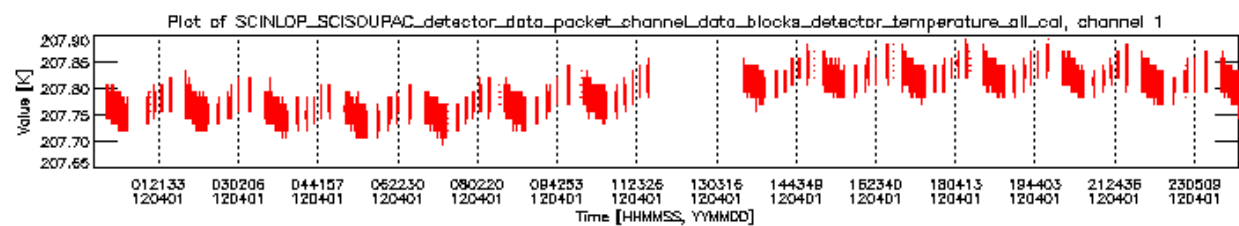
sciamachy_daily_report_level0_KSPT_L0_4504_N_20120401_7.PNG



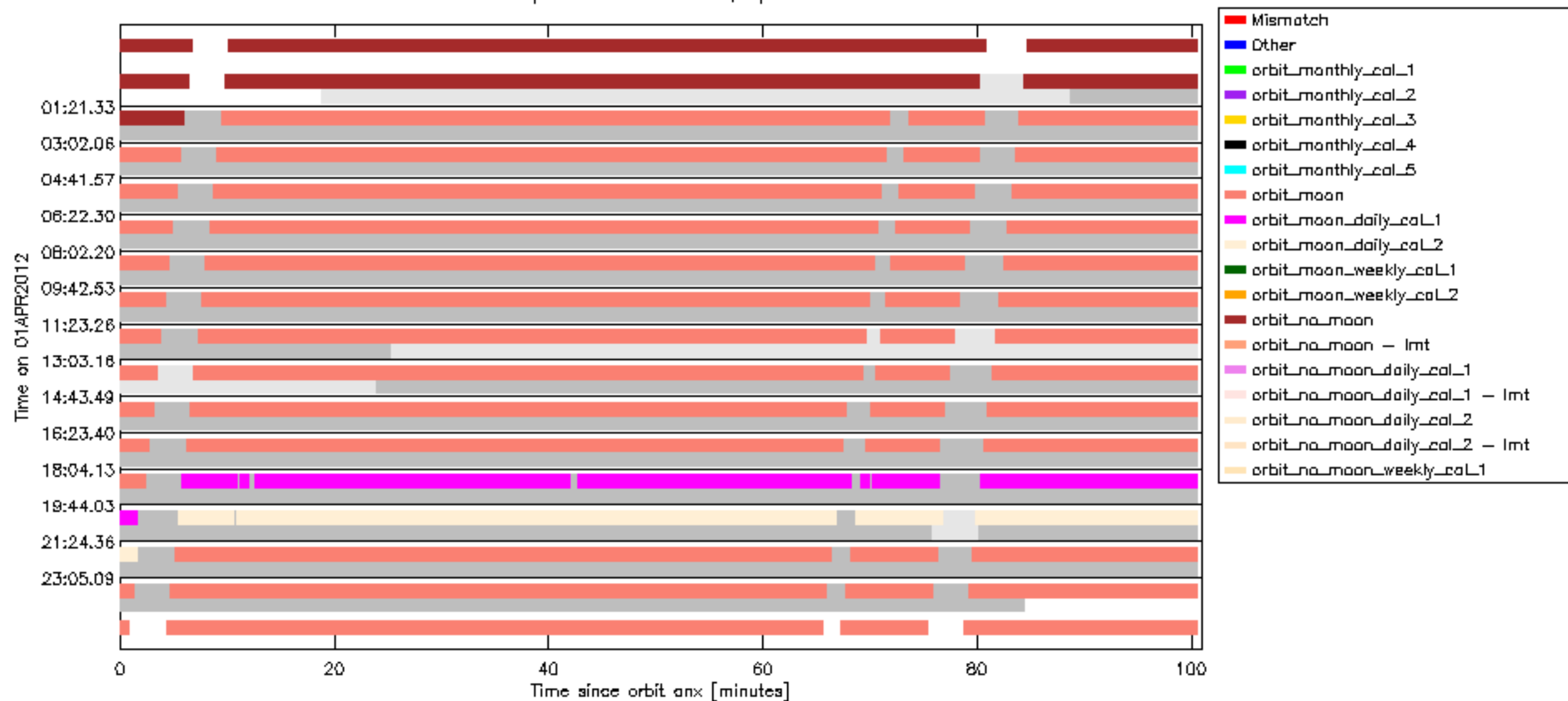


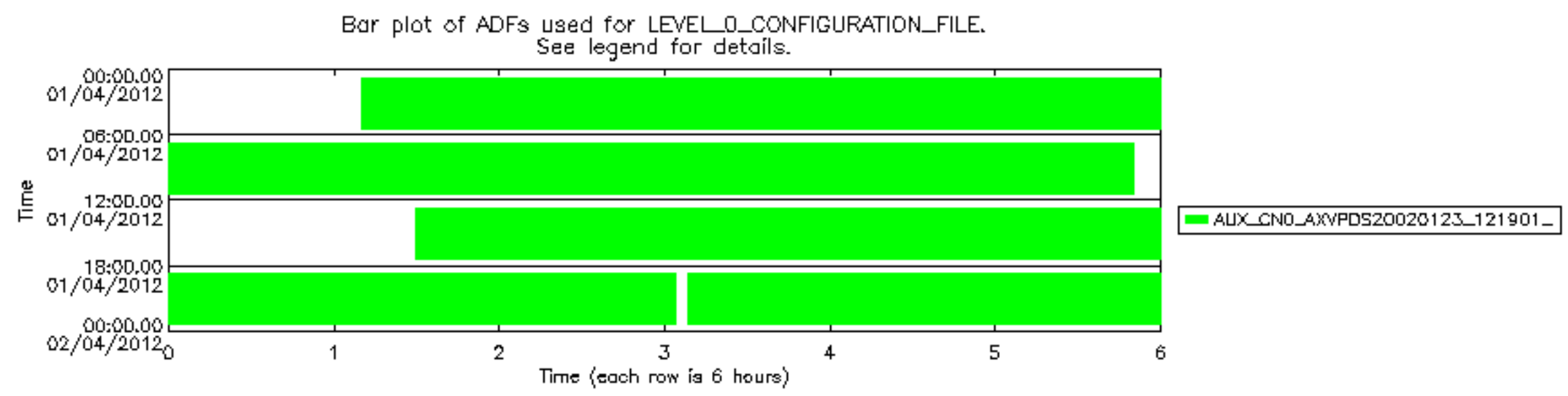






Bar plot of planned DMOP activities and new calibration data for SCIAMACHY.
 Each row indicates an orbit. A light gray colour indicates the time span of 01APR2012.
 A medium gray color indicates the time span of available SCI_NL_1P products for this day.
 The remaining colours indicate planned activities and/or special measurements.
 Planned activities are shown on the top half of each row, special measurements on the bottom half.





Bar plot of ADFs used for ORBIT_STATE_VECTOR_FILE.
See legend for details.

