

## 0. SCIAMACHY Daily Report for Level 0 products

### [0.1 General Info](#)

### [0.2 Product Quality Indicators](#)

### [0.3 State monitoring](#)

### [0.4 ADF monitoring](#)

## 0.1 General Info

This report contains a daily analysis on parameters extracted from SCIAMACHY Level 0 data (the SCI\_NL\_\_0P product).

### 0.1.1 Report summary

The table below shows general characteristics of the data that are included into this report.

| Item                                     | Value                                    |
|--|--|
| Report version                           | v1.4 20100407                            |
| Time of report generation                | 27DEC2011 03:04:39                       |
| Data source version                      | KSPT_L0/4504-N                           |
| Processing scope for products            | 20DEC2011 00:00:00 to 21DEC2011 00:00:00 |
| Start time of first product within scope | 20DEC2011 00:45:44                       |
| Stop time of last product within scope   | 21DEC2011 00:08:59                       |
| Total number of Level 0 products         | 15                                       |
| Number of Level 0 products with errors   | 0  |

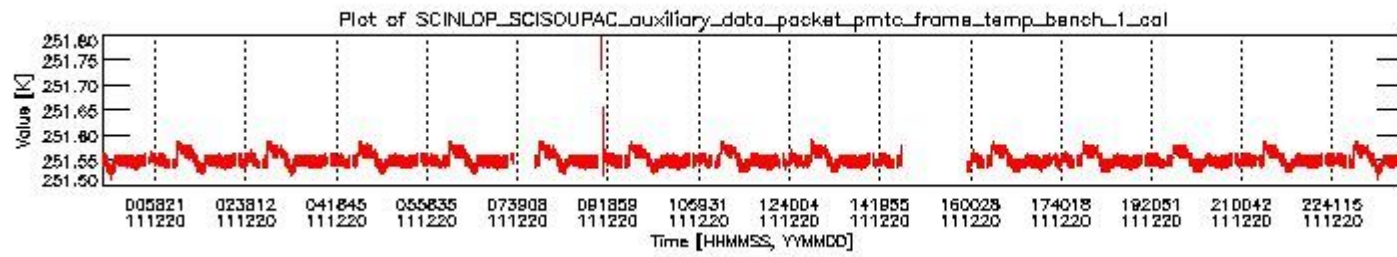
### 0.1.2 Summary per product

The following table shows a summary for each product used in this report.

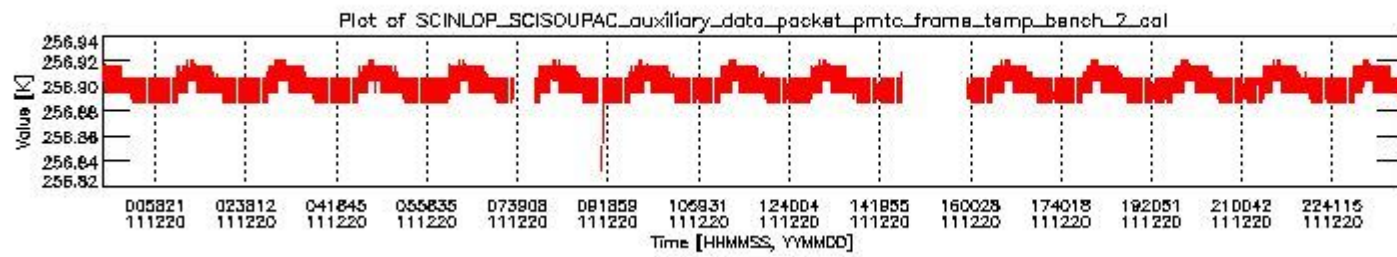
| #  | Product name   | Start time         | Stop time          | Prod err | ISP err sign | ISP miss sign | ISP disc sign | rs sign |
|----|--|--------------------|--------------------|----------|--------------|---------------|---------------|---------|
| 0  | SCI_NL__OPNPDE20111220_004544_000058623109_00404_51280_4537.N1 | 20DEC2011 00:45:44 | 20DEC2011 02:23:26 | 0        | 0            | 0             | 0             | 0       |
| 1  | SCI_NL__OPNPDE20111220_022218_000044983109_00405_51281_4538.N1 | 20DEC2011 02:22:18 | 20DEC2011 03:37:15 | 0        | 0            | 0             | 0             | 0       |
| 2  | SCI_NL__OPNPDE20111220_033715_000061223109_00406_51282_4539.N1 | 20DEC2011 03:37:15 | 20DEC2011 05:19:18 | 0        | 0            | 0             | 0             | 0       |
| 3  | SCI_NL__OPNPDE20111220_051918_000060283109_00407_51283_4540.N1 | 20DEC2011 05:19:18 | 20DEC2011 06:59:46 | 0        | 0            | 0             | 0             | 0       |
| 4  | SCI_NL__OPNPDK20111220_065838_000041043109_00408_51284_6697.N1 | 20DEC2011 06:58:38 | 20DEC2011 08:07:02 | 0        | 0            | 0             | 0             | 0       |
| 5  | SCI_NL__OPNPDK20111220_080702_000059603109_00409_51285_6698.N1 | 20DEC2011 08:07:02 | 20DEC2011 09:46:21 | 0        | 0            | 0             | 0             | 0       |
| 6  | SCI_NL__OPNPDK20111220_094527_000059603109_00410_51286_6699.N1 | 20DEC2011 09:45:27 | 20DEC2011 11:24:47 | 0        | 0            | 0             | 0             | 0       |
| 7  | SCI_NL__OPNPDK20111220_112135_000062603109_00411_51287_6700.N1 | 20DEC2011 11:21:35 | 20DEC2011 13:05:55 | 0        | 0            | 0             | 0             | 0       |
| 8  | SCI_NL__OPNPDK20111220_130501_000058223109_00412_51288_6701.N1 | 20DEC2011 13:05:01 | 20DEC2011 14:42:03 | 0        | 0            | 0             | 0             | 0       |
| 9  | SCI_NL__OPNPDK20111220_155556_000015253109_00413_51289_6703.N1 | 20DEC2011 15:55:56 | 20DEC2011 16:21:21 | 0        | 0            | 0             | 0             | 0       |
| 10 | SCI_NL__OPNPDK20111220_161933_000059603109_00414_51290_6704.N1 | 20DEC2011 16:19:33 | 20DEC2011 17:58:53 | 0        | 0            | 0             | 0             | 0       |
| 11 | SCI_NL__OPNPDK20111220_175853_000057283109_00415_51291_6705.N1 | 20DEC2011 17:58:53 | 20DEC2011 19:34:21 | 0        | 0            | 0             | 0             | 0       |
| 12 | SCI_NL__OPNPDK20111220_193907_000057683109_00416_51292_6706.N1 | 20DEC2011 19:39:07 | 20DEC2011 21:15:14 | 0        | 0            | 0             | 0             | 0       |
| 13 | SCI_NL__OPNPDE20111220_211514_000043963109_00417_51293_7931.N1 | 20DEC2011 21:15:14 | 20DEC2011 22:28:30 | 0        | 0            | 0             | 0             | 0       |
| 14 | SCI_NL__OPNPDE20111220_222830_000060283109_00417_51293_4542.N1 | 20DEC2011 22:28:30 | 21DEC2011 00:08:59 | 0        | 0            | 0             | 0             | 0       |

## 0.2 Product Quality Indicators

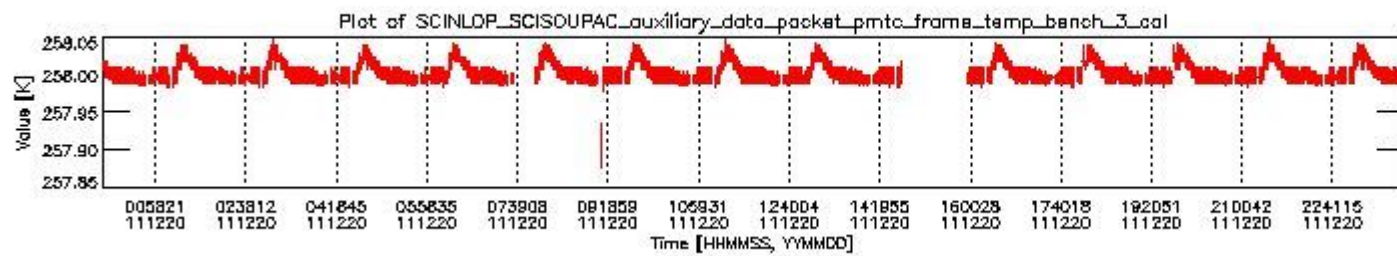
This section shows information about product quality, currently temperatures.



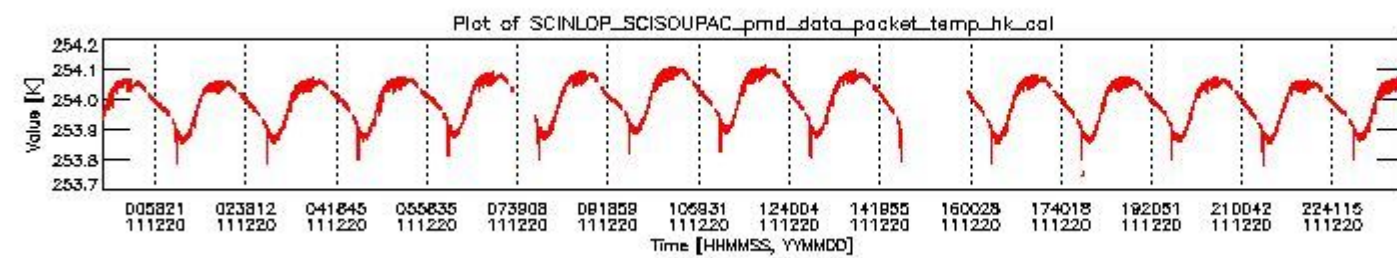
sciamachy\_daily\_report\_level0\_KSPT\_L0\_4504\_N\_20111220\_0.PNG



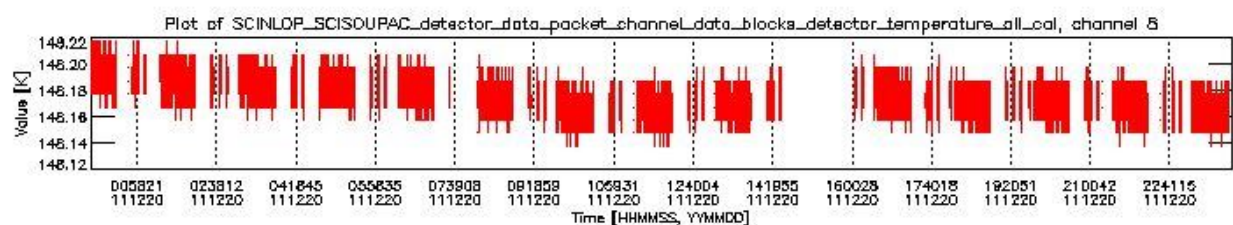
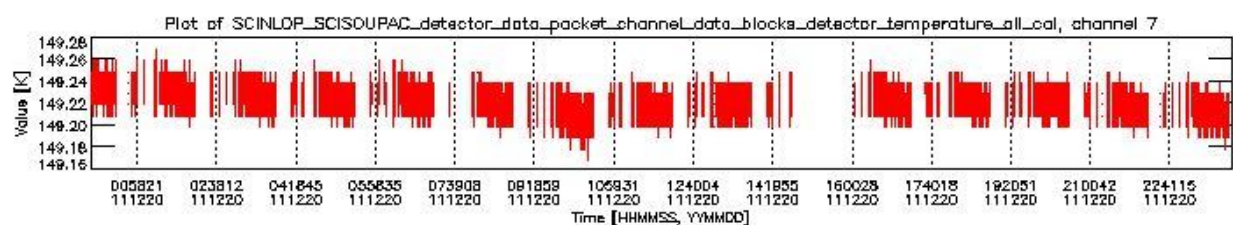
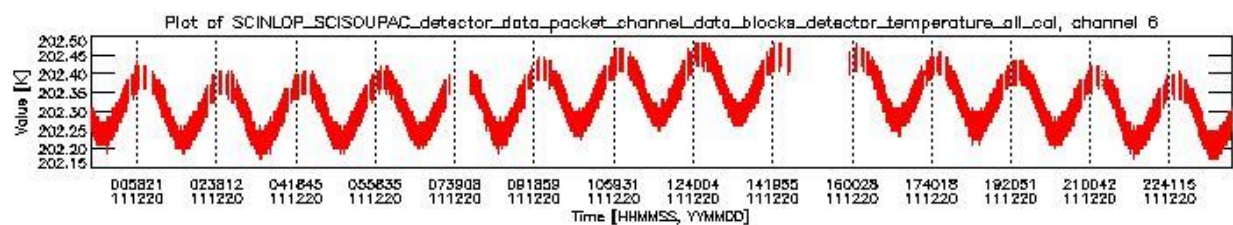
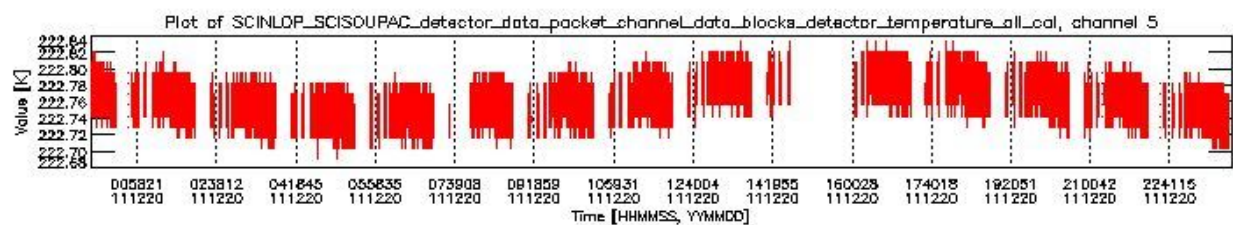
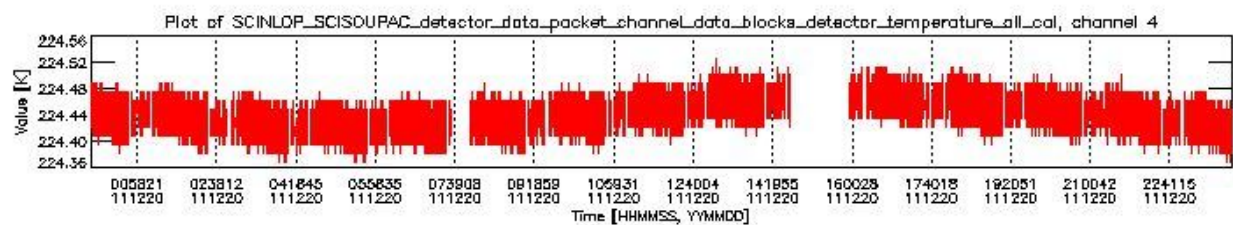
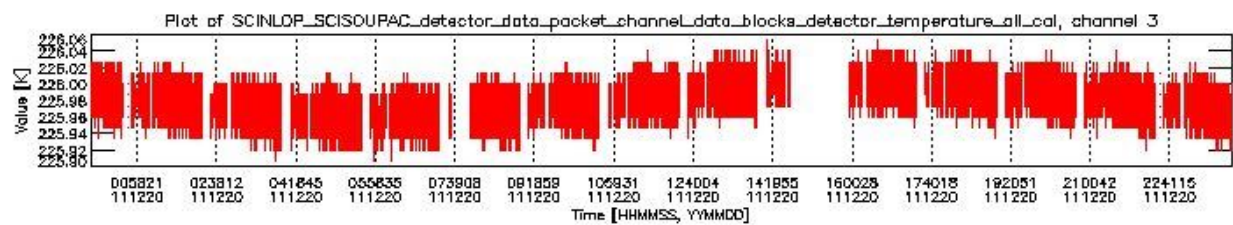
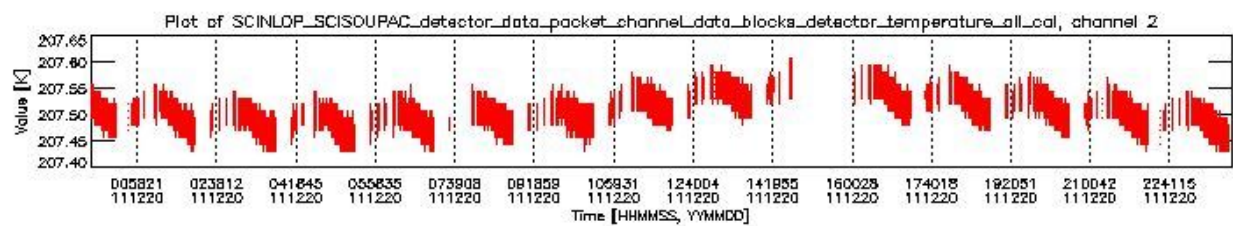
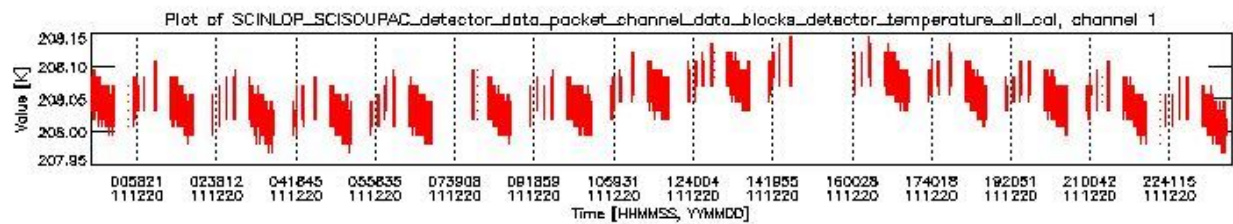
sciamachy\_daily\_report\_level0\_KSPT\_L0\_4504\_N\_20111220\_1.PNG



sciamachy\_daily\_report\_level0\_KSPT\_L0\_4504\_N\_20111220\_2.PNG



sciamachy\_daily\_report\_level0\_KSPT\_L0\_4504\_N\_20111220\_3.PNG



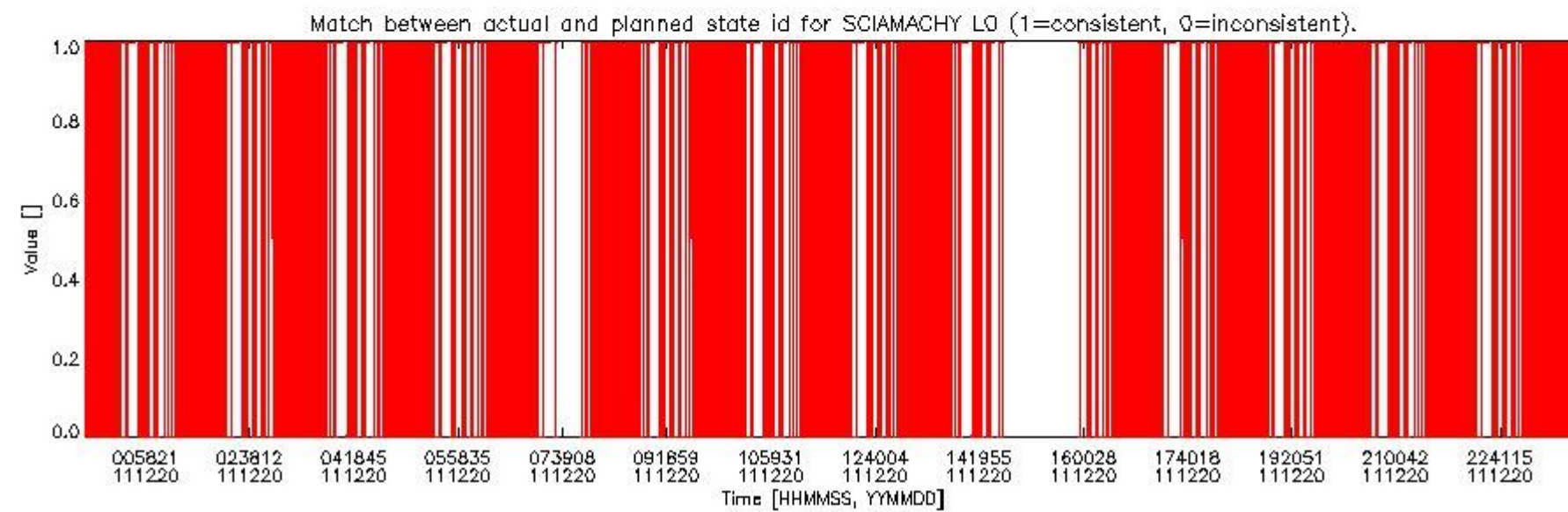
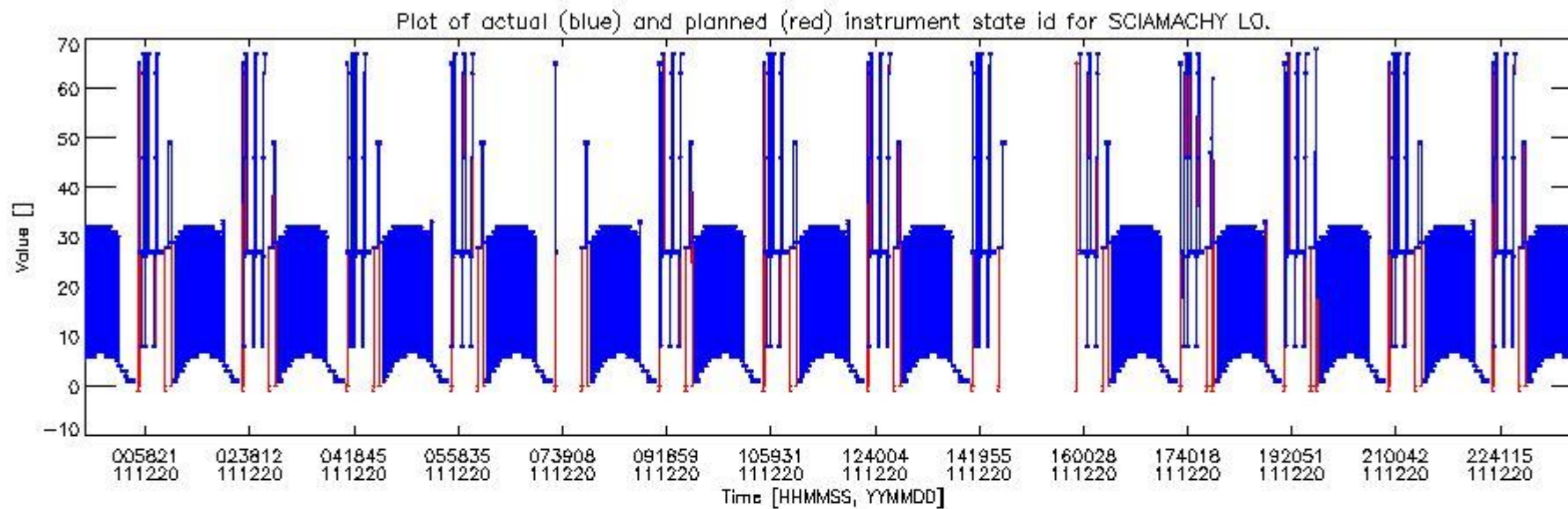


### 0.3 State monitoring

The following section shows a comparison of modelled instrument state (as calculated by the DMOP planning files and using CTI tables to derive state) and the measured state variables from the L0 product (the SCINL0P\_SCISOUPAC\_state\_id variable).

Total number of faults: **44144**

| #   | Actual time               | Actual value | Planned time              | Planned value |
|-----|---------------------------|--------------|---------------------------|---------------|
| 0   | 20DEC2011 00:00:26.244913 | 32           | 20DEC2011 00:00:26.244913 | 6             |
| 1   | 20DEC2011 00:00:26.869913 | 32           | 20DEC2011 00:00:26.869913 | 6             |
| 2   | 20DEC2011 00:00:27.244913 | 32           | 20DEC2011 00:00:27.244913 | 6             |
| 3   | 20DEC2011 00:00:27.619913 | 32           | 20DEC2011 00:00:27.619913 | 6             |
| 4   | 20DEC2011 00:00:28.182413 | 32           | 20DEC2011 00:00:28.182413 | 6             |
| 5   | 20DEC2011 00:00:28.557413 | 32           | 20DEC2011 00:00:28.557413 | 6             |
| 6   | 20DEC2011 00:00:28.932413 | 32           | 20DEC2011 00:00:28.932413 | 6             |
| 7   | 20DEC2011 00:00:29.307413 | 32           | 20DEC2011 00:00:29.307413 | 6             |
| 8   | 20DEC2011 00:00:29.869913 | 32           | 20DEC2011 00:00:29.869913 | 6             |
| 9   | 20DEC2011 00:00:30.244913 | 32           | 20DEC2011 00:00:30.244913 | 6             |
| 10  | 20DEC2011 00:00:30.619913 | 32           | 20DEC2011 00:00:30.619913 | 6             |
| 11  | 20DEC2011 00:00:30.994913 | 32           | 20DEC2011 00:00:30.994913 | 6             |
| 12  | 20DEC2011 00:00:31.244913 | 32           | 20DEC2011 00:00:31.244913 | 6             |
| 13  | 20DEC2011 00:00:31.557413 | 32           | 20DEC2011 00:00:31.557413 | 6             |
| 14  | 20DEC2011 00:00:31.932413 | 32           | 20DEC2011 00:00:31.932413 | 6             |
| 15  | 20DEC2011 00:00:32.307413 | 32           | 20DEC2011 00:00:32.307413 | 6             |
| 16  | 20DEC2011 00:00:32.682413 | 32           | 20DEC2011 00:00:32.682413 | 6             |
| 17  | 20DEC2011 00:00:33.244913 | 32           | 20DEC2011 00:00:33.244913 | 6             |
| 18  | 20DEC2011 00:00:33.619913 | 32           | 20DEC2011 00:00:33.619913 | 6             |
| 19  | 20DEC2011 00:00:33.994913 | 32           | 20DEC2011 00:00:33.994913 | 6             |
| ... | ...                       | ...          | ...                       | ...           |

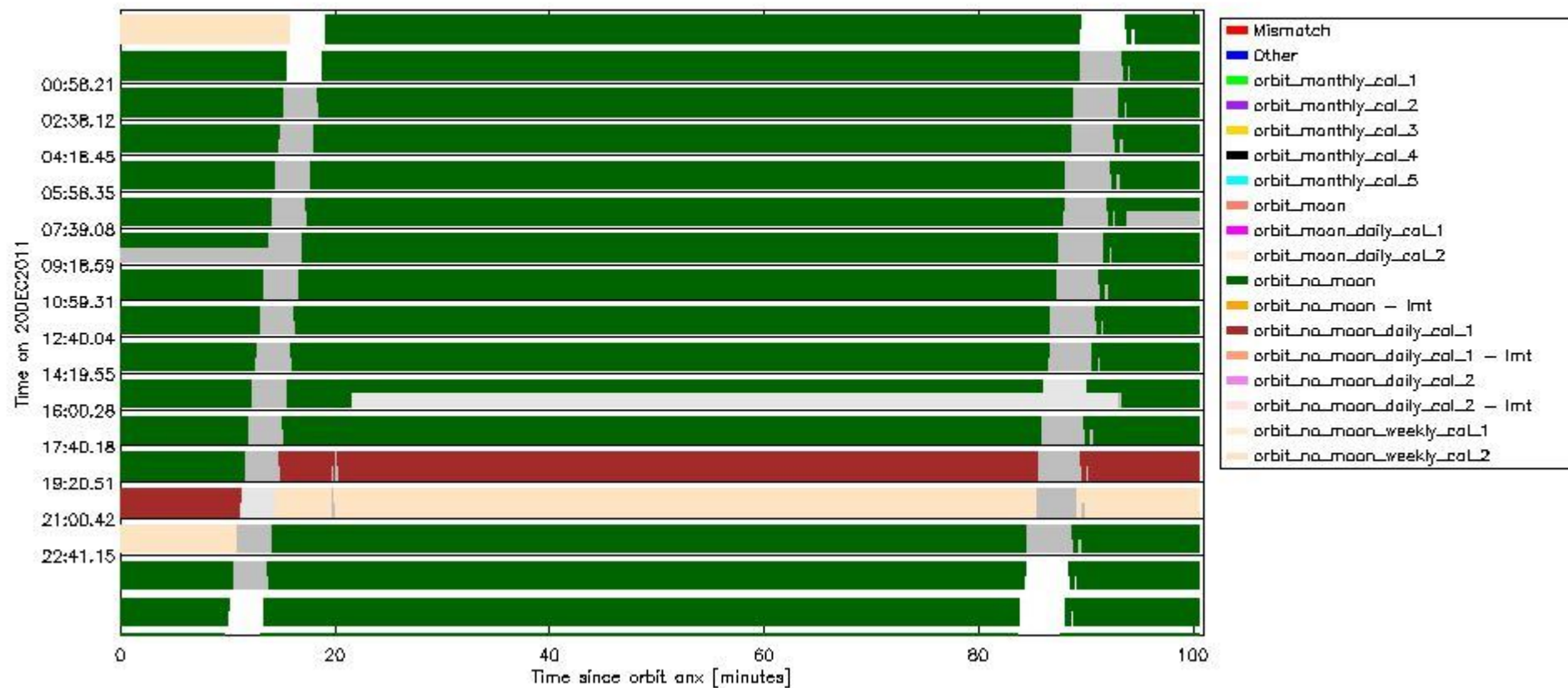


sciamachy\_daily\_report\_level0\_KSPT\_L0\_4504\_N\_20111220\_5.PNG

This section gives an analysis of the DMOP execution. The execution is monitored by assigning various activities to timeline sequences found in the DMOP file, and by checking where "NEW" datasets are available in SCI\_NL\_\_1P products.

The following plot gives an overview of planned activities and actual state IDs in the Level 0 products. The planning is taken from the DMOP files, and interpreted using information from OSDF files.

Bar plot of planned DMOP activities and new calibration data for SCIAMACHY.  
 Each row indicates an orbit. A light gray colour indicates the time span of 20DEC2011.  
 A medium gray color indicates the time span of available SCI\_NL\_1P products for this day.  
 The remaining colours indicate planned activities and/or special measurements.  
 Planned activities are shown on the top half of each row, special measurements on the bottom half.



sciamachy\_daily\_report\_level0\_KSPT\_L0\_4504\_N\_20111220\_6.PNG

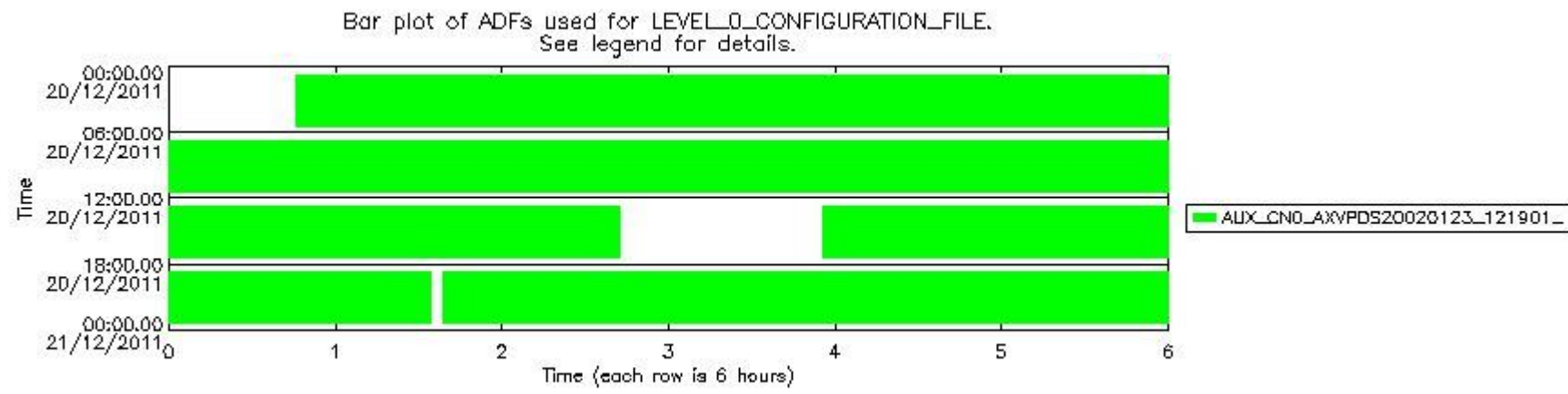
## 0.4 ADF monitoring

This section shows the (variation in) ADFs used for each of the products. It consists of:

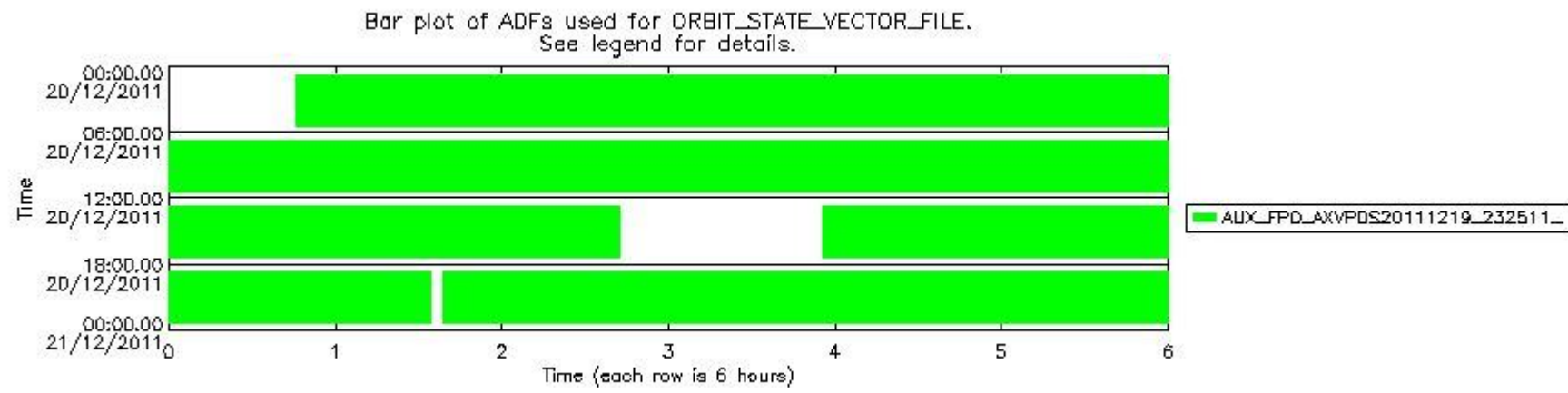
- A table showing which ADFs were used for processing (red values indicate that multiple ADFs of the same type were used)
- Various time line plots, one for each ADF, showing when and which ADF was used.

If multiple ADFs of a single type were used, these are marked **red** in the table.

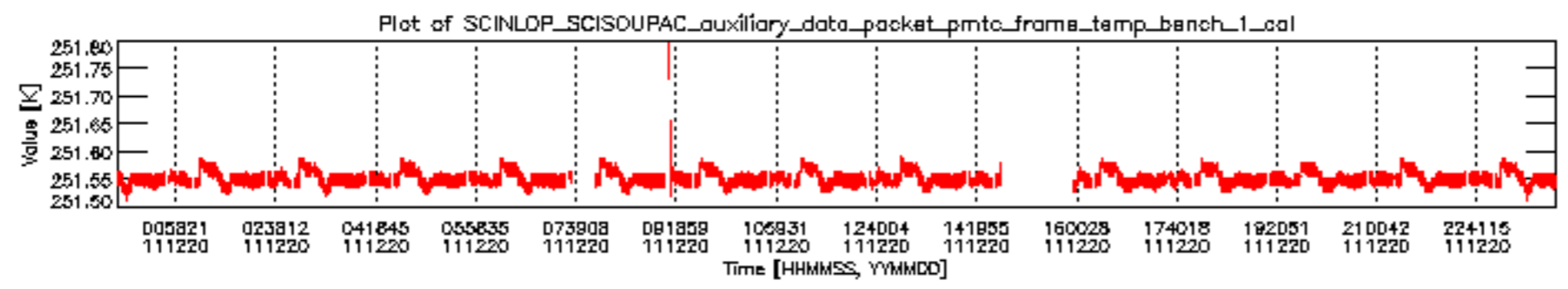
| Number | ADF   |
|--------|---|
|        | <b>CN0 (LEVEL_0_CONFIGURATION_FILE)</b>                       |
| 0      | AUX_CN0_AXVPDS20020123_121901_20020101_000000_20200101_000000 |
|        | <b>FPO (ORBIT_STATE_VECTOR_FILE)</b>                          |
| 1      | AUX_FPO_AXVPDS20111219_232511_20111219_195725_20111229_203052 |



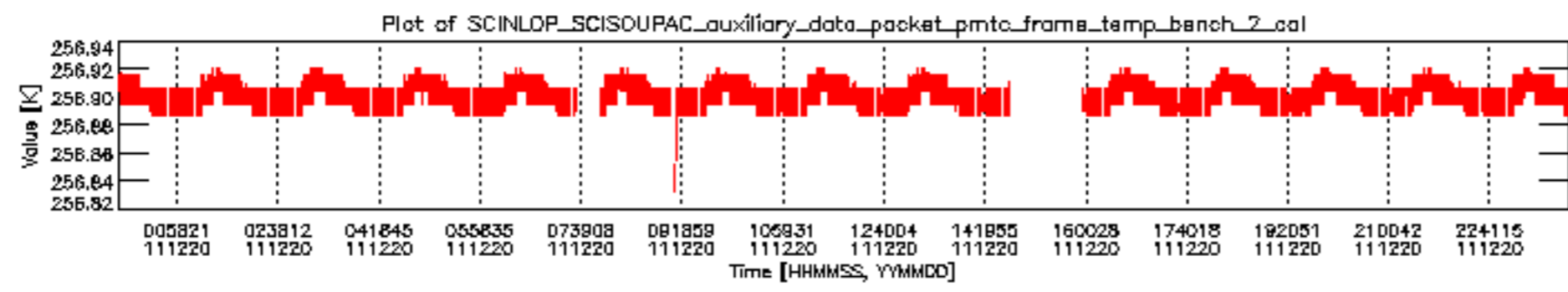
sciamachy\_daily\_report\_level0\_KSPT\_L0\_4504\_N\_20111220\_7.PNG

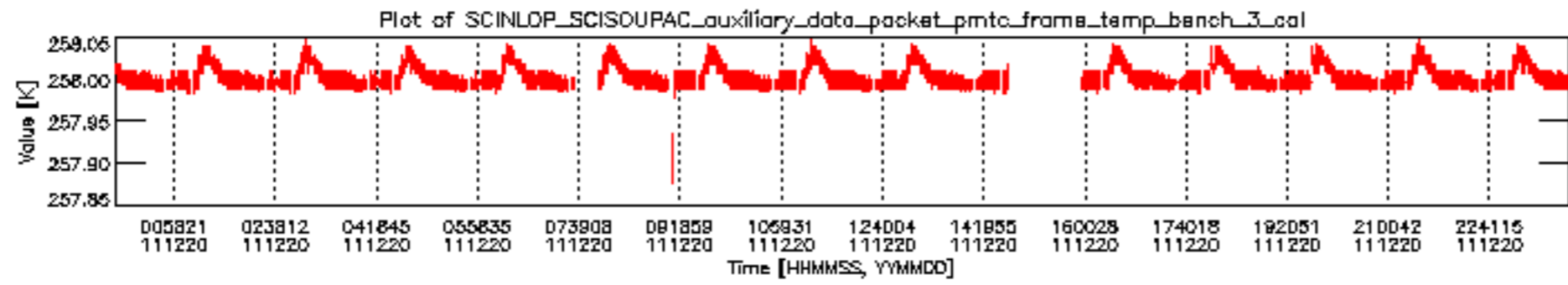


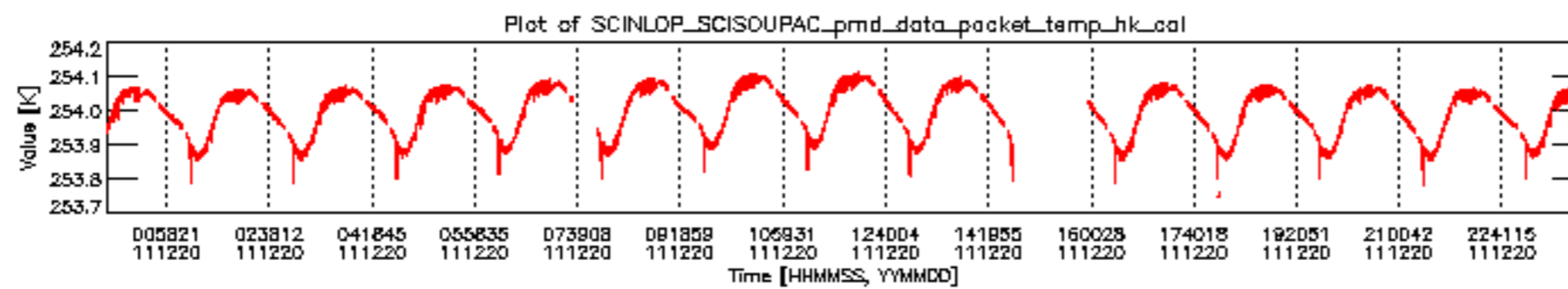
sciamachy\_daily\_report\_level0\_KSPT\_L0\_4504\_N\_20111220\_8.PNG

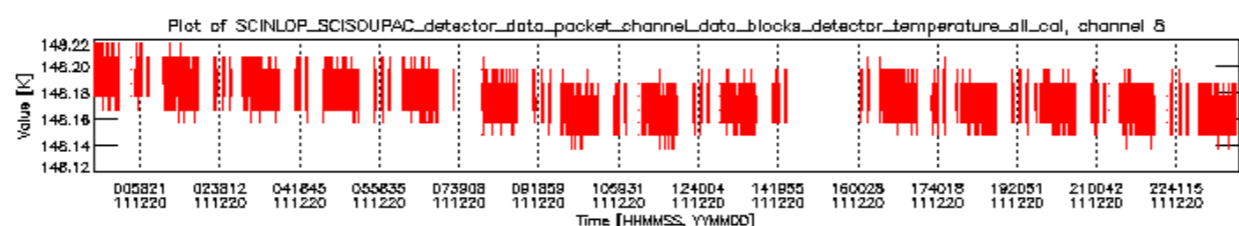
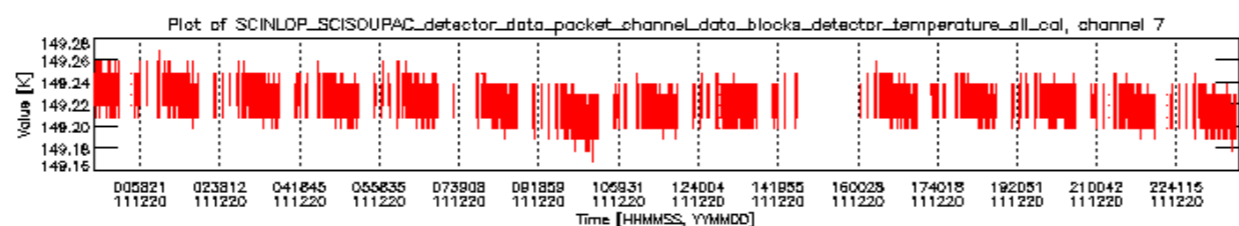
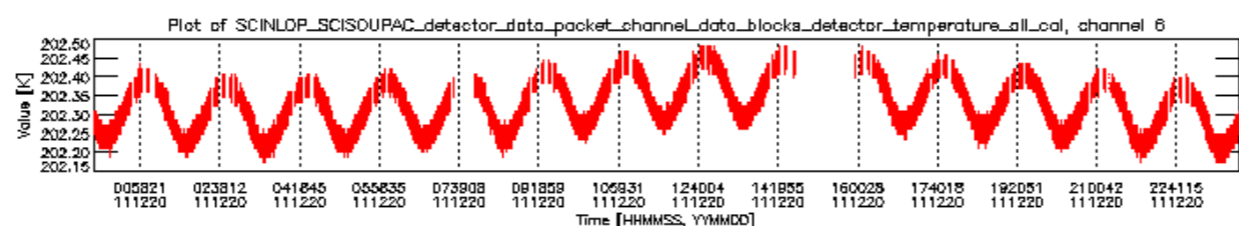
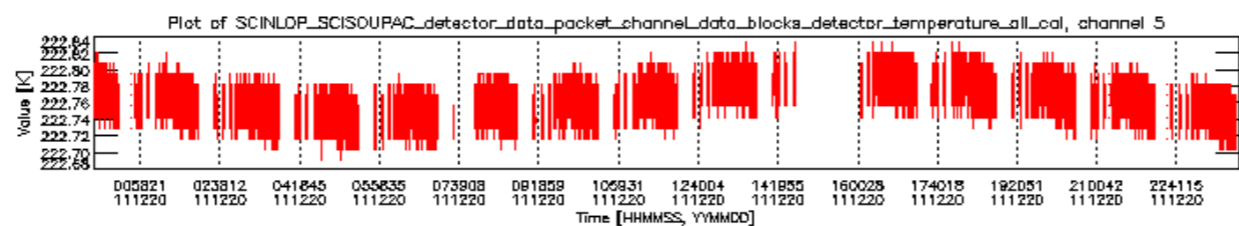
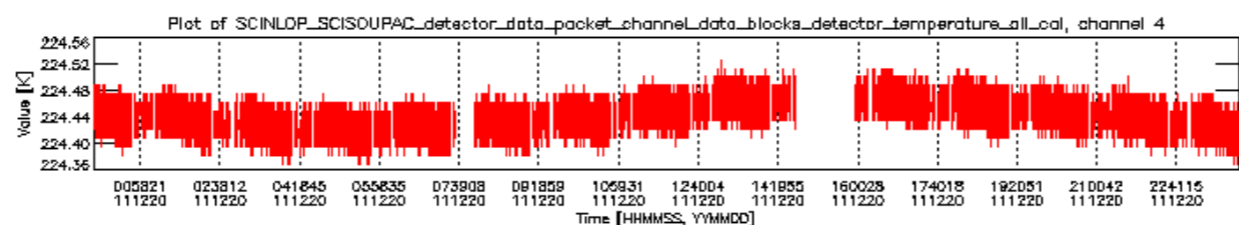
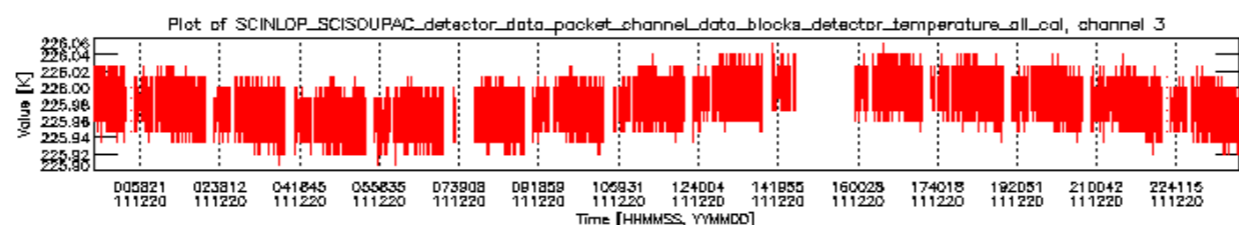
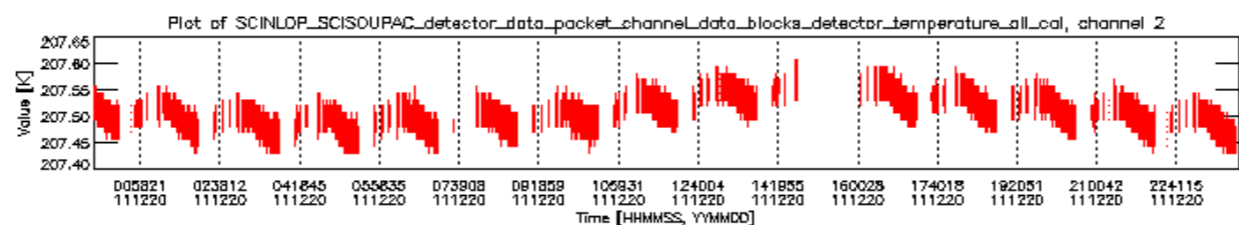
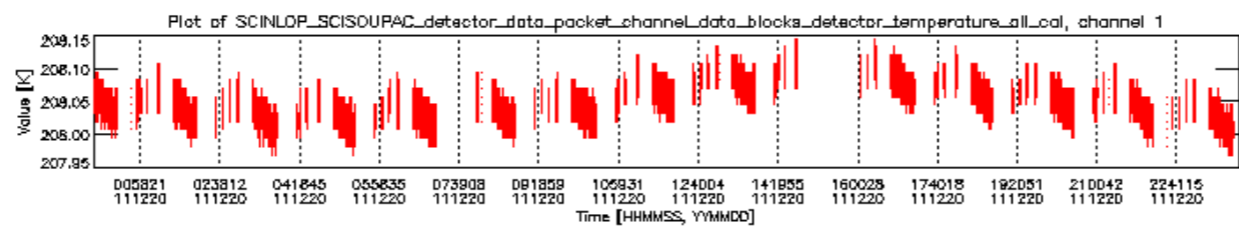




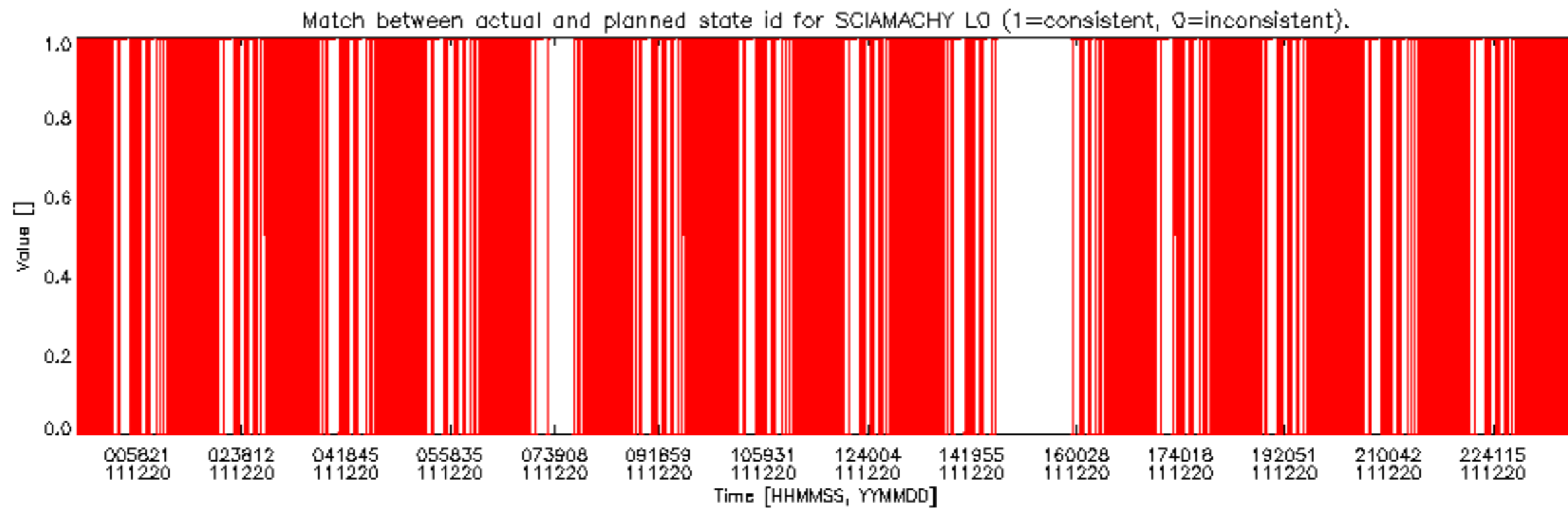
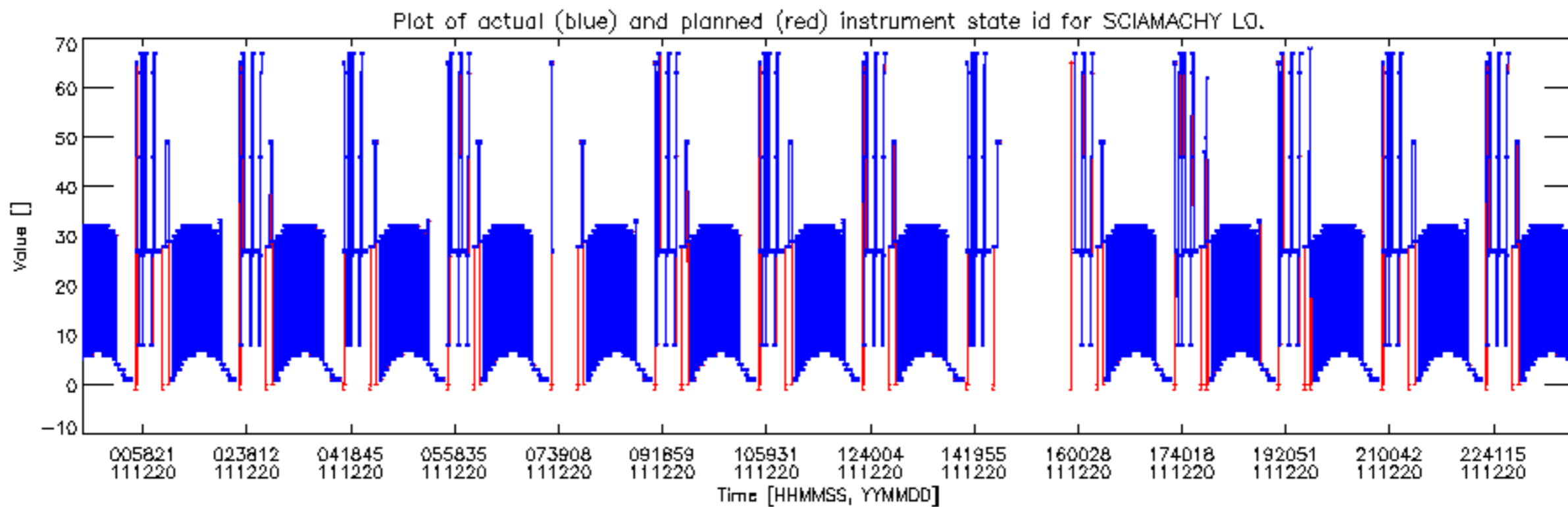












Bar plot of planned DMOP activities and new calibration data for SCIAMACHY.  
 Each row indicates an orbit. A light gray colour indicates the time span of 20DEC2011.  
 A medium gray color indicates the time span of available SCI\_NL\_1P products for this day.  
 The remaining colours indicate planned activities and/or special measurements.  
 Planned activities are shown on the top half of each row, special measurements on the bottom half.

