

0. SCIAMACHY Daily Report for Level 0 products

[0.1 General Info](#)

[0.2 Product Quality Indicators](#)

[0.3 State monitoring](#)

[0.4 ADF monitoring](#)

0.1 General Info

This report contains a daily analysis on parameters extracted from SCIAMACHY Level 0 data (the SCI_NL__0P product).

0.1.1 Report summary

The table below shows general characteristics of the data that are included into this report.

Item	Value
Report version	v1.4 20100407
Time of report generation	22DEC2011 14:55:36
Data source version	KSPT_L0/4504-N
Processing scope for products	06DEC2011 00:00:00 to 07DEC2011 00:00:00
Start time of first product within scope	06DEC2011 00:58:34
Stop time of last product within scope	07DEC2011 00:21:51
Total number of Level 0 products	14
Number of Level 0 products with errors	1

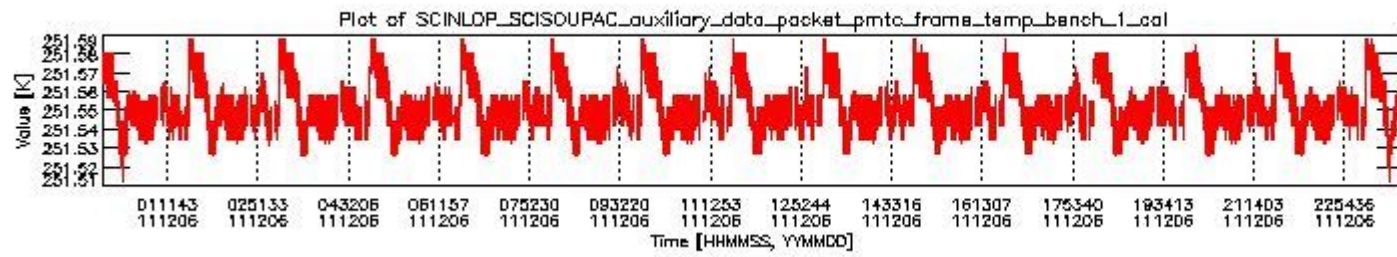
0.1.2 Summary per product

The following table shows a summary for each product used in this report.

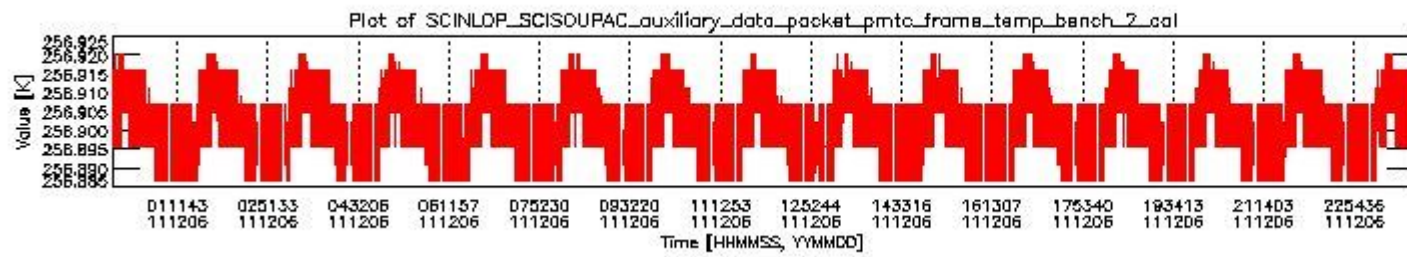
#	Product name	Start time	Stop time	Prod err	ISP err sign	ISP miss sign	ISP disc sign	rs sign
0	SCI_NL__OPNPDE20111206_005834_000102383109_00203_51079_7705.N1	06DEC2011 00:58:34	06DEC2011 03:49:12	0	0	0	0	0
1	SCI_NL__OPNPDE20111206_034912_000062603109_00205_51081_7706.N1	06DEC2011 03:49:12	06DEC2011 05:33:31	0	0	0	0	0
2	SCI_NL__OPNPDE20111206_053237_000060003109_00206_51082_7707.N1	06DEC2011 05:32:37	06DEC2011 07:12:37	0	0	0	0	0
3	SCI_NL__OPNPDK20111206_071237_000040653109_00207_51083_6577.N1	06DEC2011 07:12:37	06DEC2011 08:20:21	0	0	0	0	0
4	SCI_NL__OPNPDK20111206_081913_000060143109_00208_51084_6578.N1	06DEC2011 08:19:13	06DEC2011 09:59:27	0	0	0	0	0
5	SCI_NL__OPNPDK20111206_095738_000061223109_00209_51085_6579.N1	06DEC2011 09:57:38	06DEC2011 11:39:41	0	0	0	0	0
6	SCI_NL__OPNPDK20111206_113752_000060683109_00210_51086_6580.N1	06DEC2011 11:37:52	06DEC2011 13:19:01	0	0	0	0	0
7	SCI_NL__OPNPDK20111206_131807_000058223109_00211_51087_6581.N1	06DEC2011 13:18:07	06DEC2011 14:55:09	0	0	0	0	0
8	SCI_NL__OPNPDK20111206_145509_000059593109_00212_51088_6582.N1	06DEC2011 14:55:09	06DEC2011 16:34:27	0	0	0	0	0
9	SCI_NL__OPNPDK20111206_163333_000056043109_00213_51089_6583.N1	06DEC2011 16:33:33	06DEC2011 18:06:57	0	0	0	0	0
10	SCI_NL__OPNPDK20111206_181159_000057523109_00214_51090_6584.N1	06DEC2011 18:11:59	06DEC2011 19:47:51	1	1	0	0	0
11	SCI_NL__OPNPDE20111206_195213_000039593109_00215_51091_7708.N1	06DEC2011 19:52:13	06DEC2011 20:58:12	0	0	0	0	0
12	SCI_NL__OPNPDE20111206_205703_000062883109_00215_51091_7709.N1	06DEC2011 20:57:03	06DEC2011 22:41:51	0	0	0	0	0
13	SCI_NL__OPNPDE20111206_224043_000060683109_00216_51092_7710.N1	06DEC2011 22:40:43	07DEC2011 00:21:51	0	0	0	0	0

0.2 Product Quality Indicators

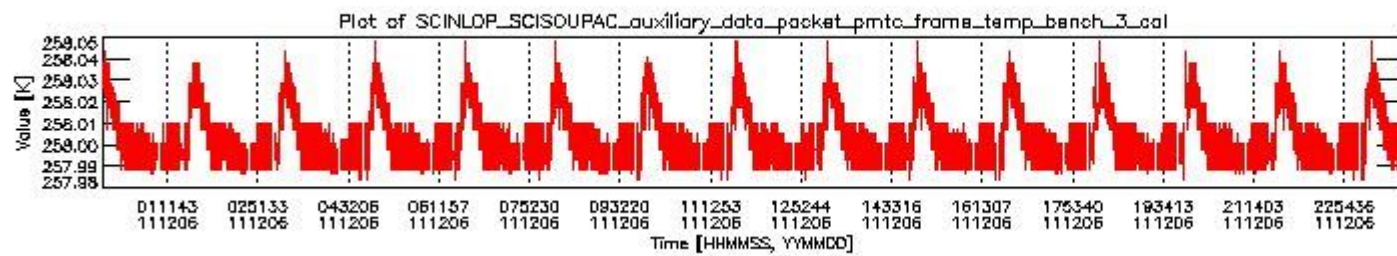
This section shows information about product quality, currently temperatures.



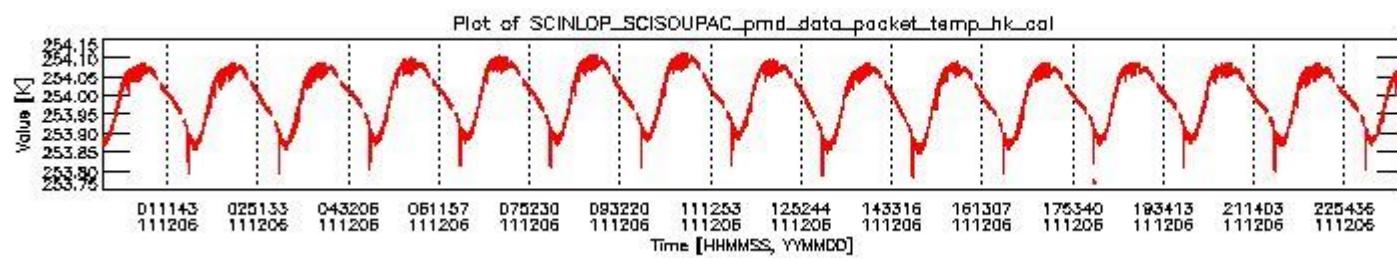
sciamachy_daily_report_level0_KSPT_L0_4504_N_20111206_0.PNG



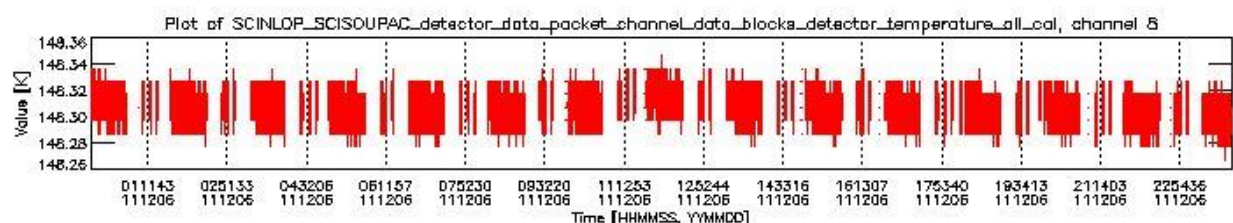
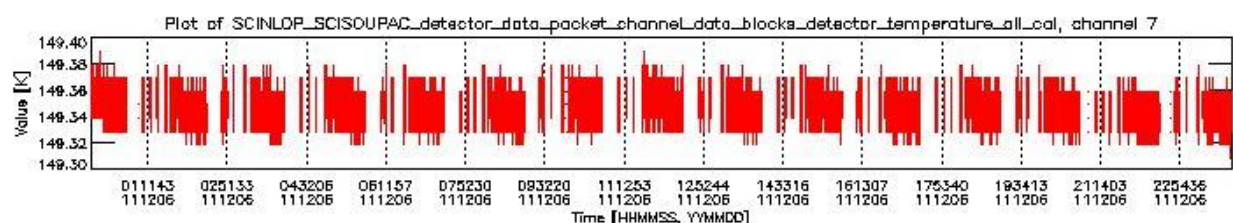
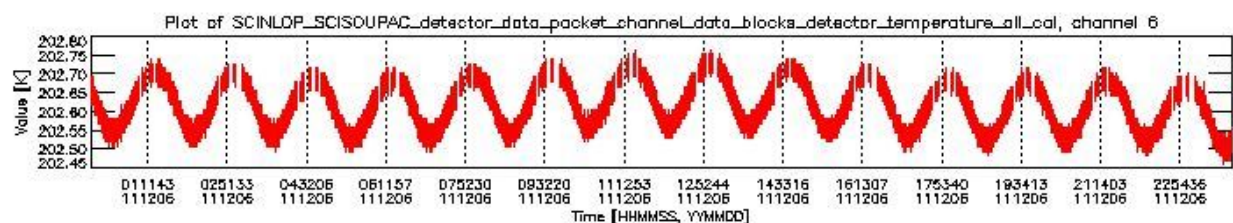
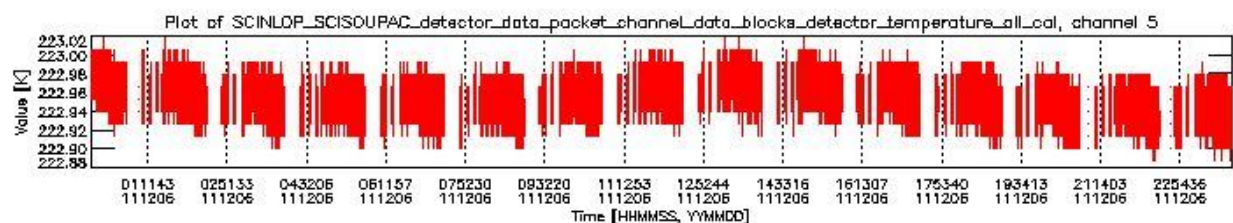
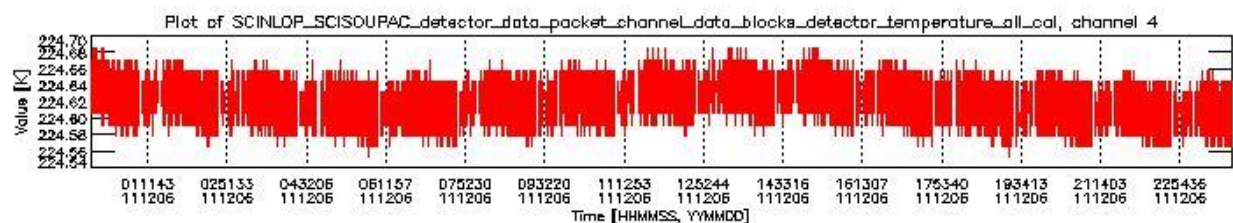
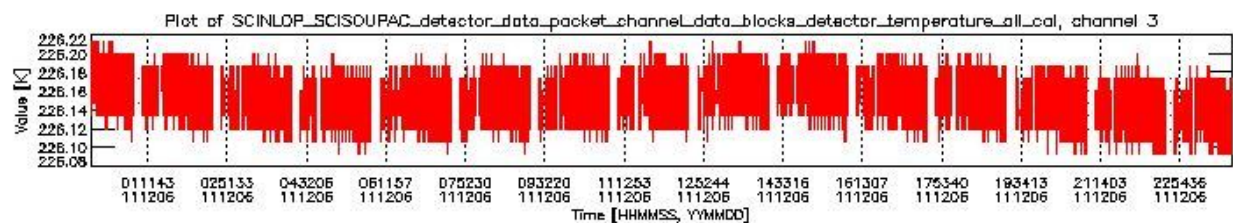
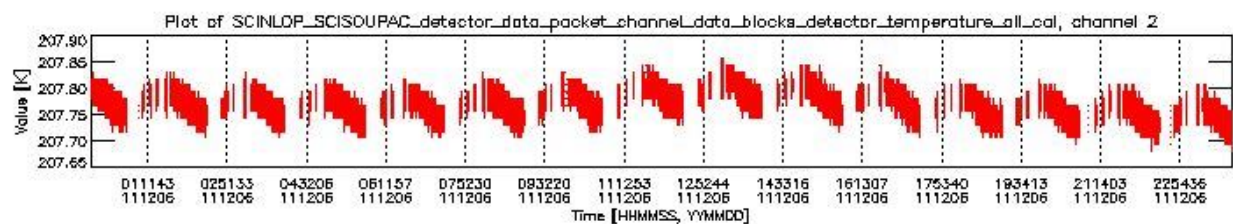
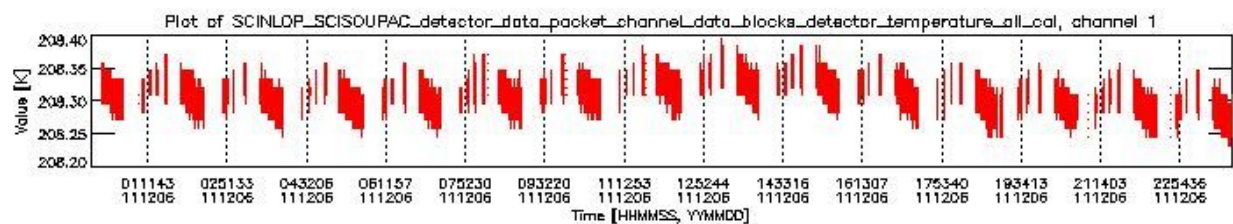
sciamachy_daily_report_level0_KSPT_L0_4504_N_20111206_1.PNG



sciamachy_daily_report_level0_KSPT_L0_4504_N_20111206_2.PNG



sciamachy_daily_report_level0_KSPT_L0_4504_N_20111206_3.PNG

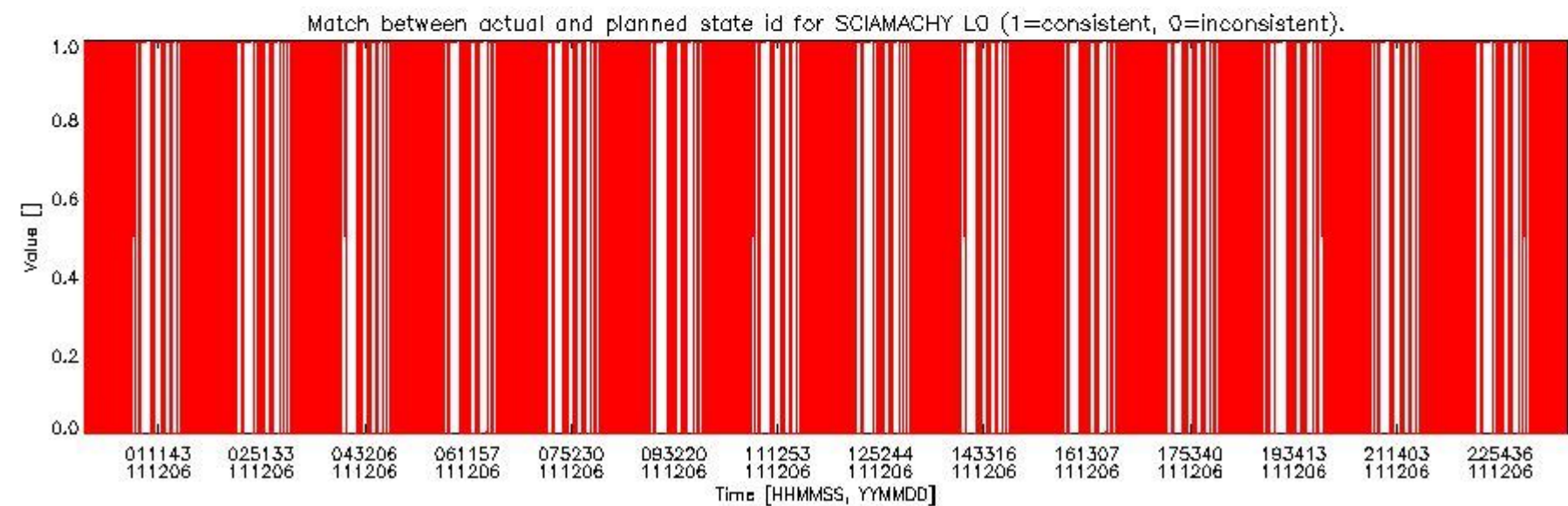
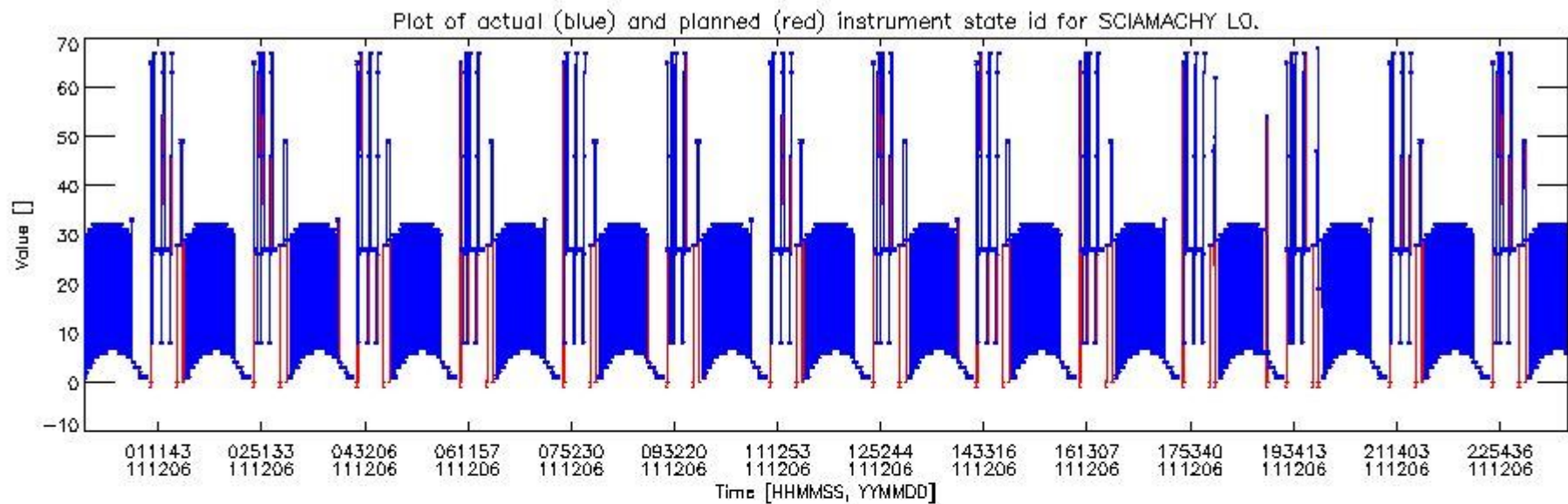


0.3 State monitoring

The following section shows a comparison of modelled instrument state (as calculated by the DMOP planning files and using CTI tables to derive state) and the measured state variables from the L0 product (the SCINL0P_SCISOUPAC_state_id variable).

Total number of faults: **48808**

#	Actual time	Actual value	Planned time	Planned value
0	06DEC2011 00:00:05.759004	30	06DEC2011 00:00:05.759004	1
1	06DEC2011 00:00:06.384004	30	06DEC2011 00:00:06.384004	1
2	06DEC2011 00:00:06.759004	30	06DEC2011 00:00:06.759004	1
3	06DEC2011 00:00:07.134004	30	06DEC2011 00:00:07.134004	1
4	06DEC2011 00:00:07.696504	30	06DEC2011 00:00:07.696504	1
5	06DEC2011 00:00:08.071504	30	06DEC2011 00:00:08.071504	1
6	06DEC2011 00:00:08.446504	30	06DEC2011 00:00:08.446504	1
7	06DEC2011 00:00:08.821504	30	06DEC2011 00:00:08.821504	1
8	06DEC2011 00:00:09.384004	30	06DEC2011 00:00:09.384004	1
9	06DEC2011 00:00:09.759004	30	06DEC2011 00:00:09.759004	1
10	06DEC2011 00:00:10.134004	30	06DEC2011 00:00:10.134004	1
11	06DEC2011 00:00:10.509004	30	06DEC2011 00:00:10.509004	1
12	06DEC2011 00:00:10.759004	30	06DEC2011 00:00:10.759004	1
13	06DEC2011 00:00:11.071504	30	06DEC2011 00:00:11.071504	1
14	06DEC2011 00:00:11.446504	30	06DEC2011 00:00:11.446504	1
15	06DEC2011 00:00:11.821504	30	06DEC2011 00:00:11.821504	1
16	06DEC2011 00:00:12.196504	30	06DEC2011 00:00:12.196504	1
17	06DEC2011 00:00:12.759004	30	06DEC2011 00:00:12.759004	1
18	06DEC2011 00:00:13.134004	30	06DEC2011 00:00:13.134004	1
19	06DEC2011 00:00:13.509004	30	06DEC2011 00:00:13.509004	1

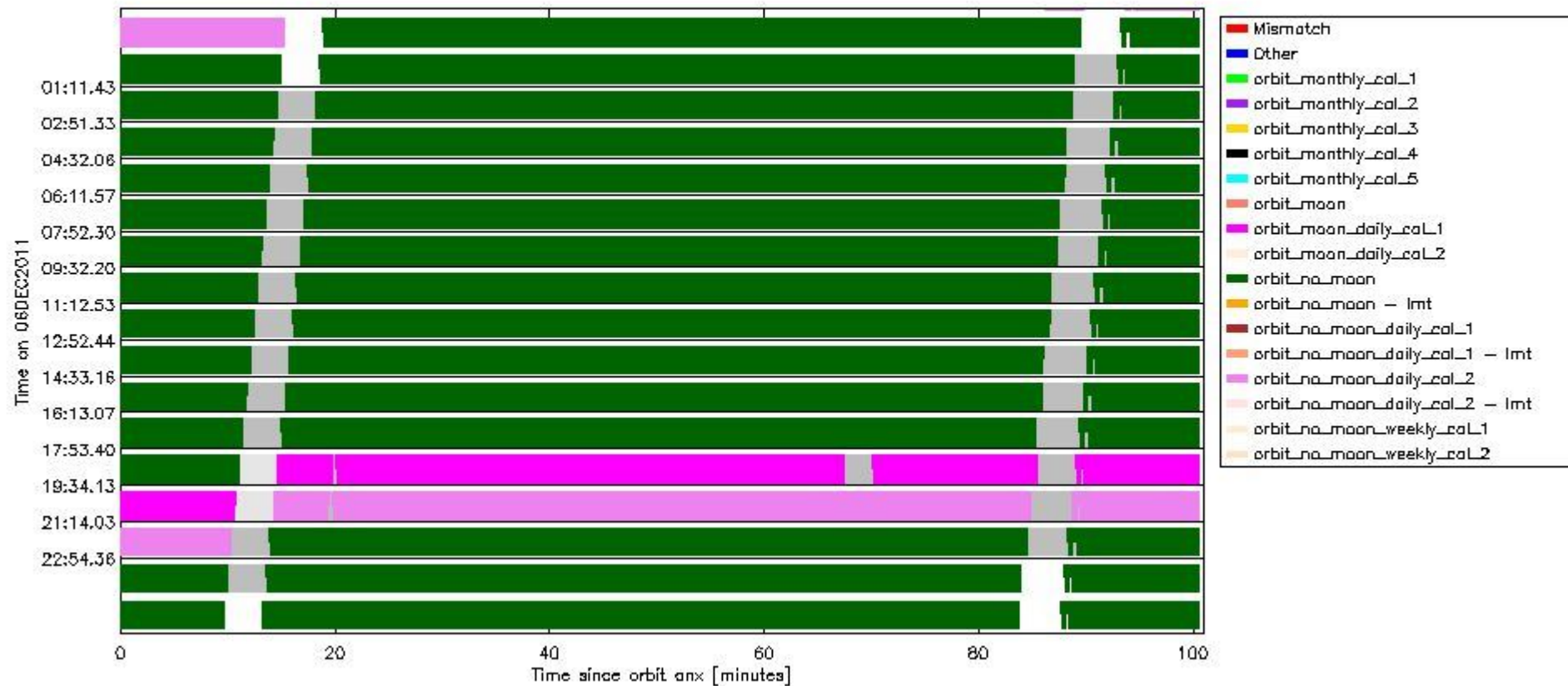


sciamachy_daily_report_level0_KSPT_L0_4504_N_20111206_5.PNG

This section gives an analysis of the DMOP execution. The execution is monitored by assigning various activities to timeline sequences found in the DMOP file, and by checking where "NEW" datasets are available in SCI_NL__1P products.

The following plot gives an overview of planned activities and actual state IDs in the Level 0 products. The planning is taken from the DMOP files, and interpreted using information from OSDF files.

Bar plot of planned DMOP activities and new calibration data for SCIAMACHY.
 Each row indicates an orbit. A light gray colour indicates the time span of 06DEC2011.
 A medium gray color indicates the time span of available SCI_NL_1P products for this day.
 The remaining colours indicate planned activities and/or special measurements.
 Planned activities are shown on the top half of each row, special measurements on the bottom half.



sciamachy_daily_report_level0_KSPT_L0_4504_N_20111206_6.PNG

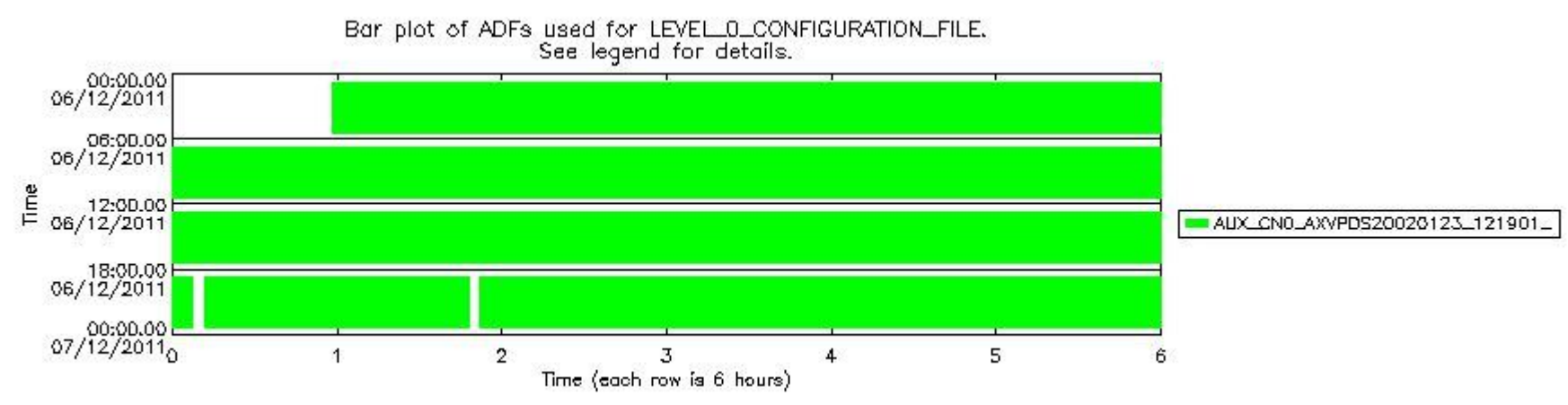
0.4 ADF monitoring

This section shows the (variation in) ADFs used for each of the products. It consists of:

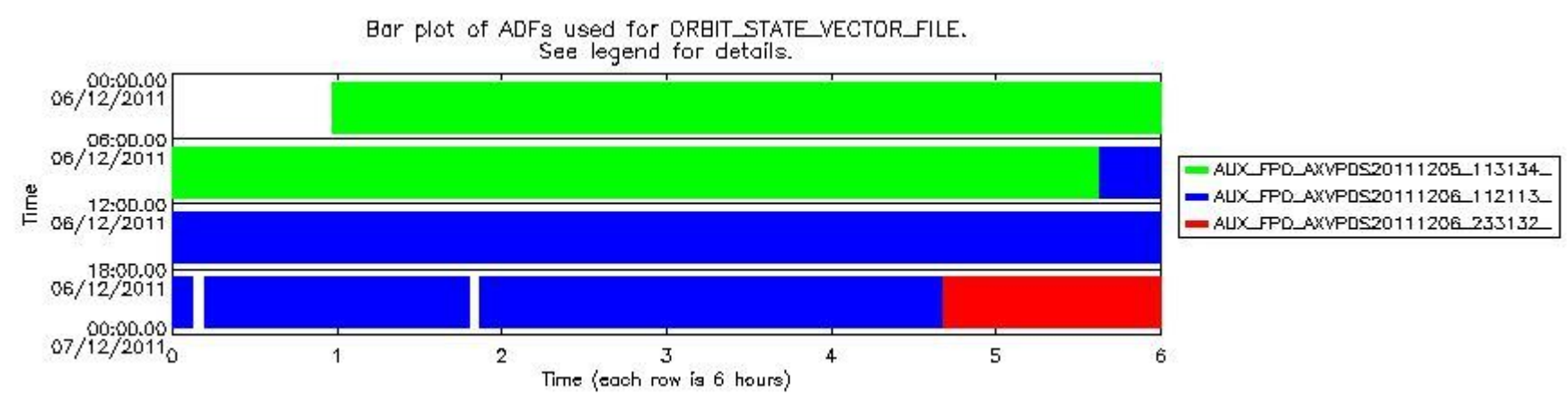
- A table showing which ADFs were used for processing (red values indicate that multiple ADFs of the same type were used)
- Various time line plots, one for each ADF, showing when and which ADF was used.

If multiple ADFs of a single type were used, these are marked **red** in the table.

Number	ADF
	CN0 (LEVEL_0_CONFIGURATION_FILE)
0	AUX_CN0_AXVPDS20020123_121901_20020101_000000_20200101_000000
	FPO (ORBIT_STATE_VECTOR_FILE)
1	AUX_FPO_AXVPDS20111205_113134_20111204_190714_20111214_212055
2	AUX_FPO_AXVPDS20111206_112113_20111205_183029_20111215_204410
3	AUX_FPO_AXVPDS20111206_233132_20111206_193358_20111216_200726



sciamachy_daily_report_level0_KSPT_L0_4504_N_20111206_7.PNG



sciamachy_daily_report_level0_KSPT_L0_4504_N_20111206_8.PNG

