

0. SCIAMACHY Daily Report for Level 0 products

[0.1 General Info](#)

[0.2 Product Quality Indicators](#)

[0.3 State monitoring](#)

[0.4 ADF monitoring](#)

0.1 General Info

This report contains a daily analysis on parameters extracted from SCIAMACHY Level 0 data (the SCI_NL__0P product).

0.1.1 Report summary

The table below shows general characteristics of the data that are included into this report.

| Item | Value |
|--|--|
| Report version | v1.4 20100407 |
| Time of report generation | 04NOV2011 03:11:26 |
| Data source version | KSPT_L0/4504-N |
| Processing scope for products | 28OCT2011 00:00:00 to 29OCT2011 00:00:00 |
| Start time of first product within scope | 28OCT2011 01:30:34 |
| Stop time of last product within scope | 29OCT2011 00:48:55 |
| Total number of Level 0 products | 14 |
| Number of Level 0 products with errors | 0 |

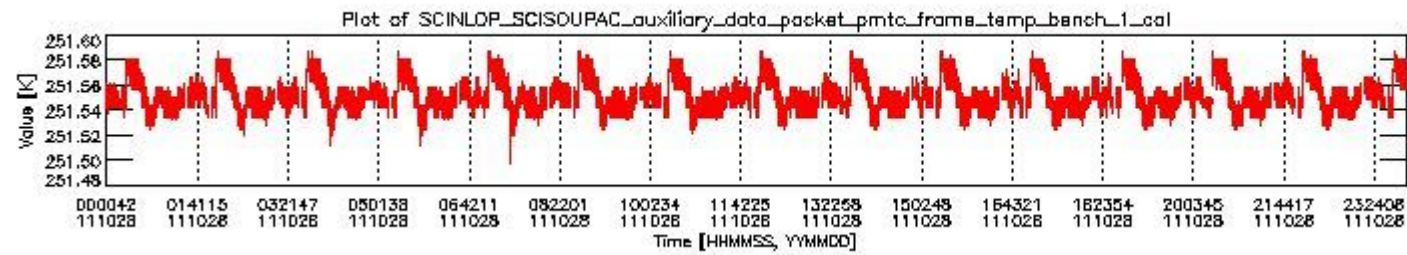
0.1.2 Summary per product

The following table shows a summary for each product used in this report.

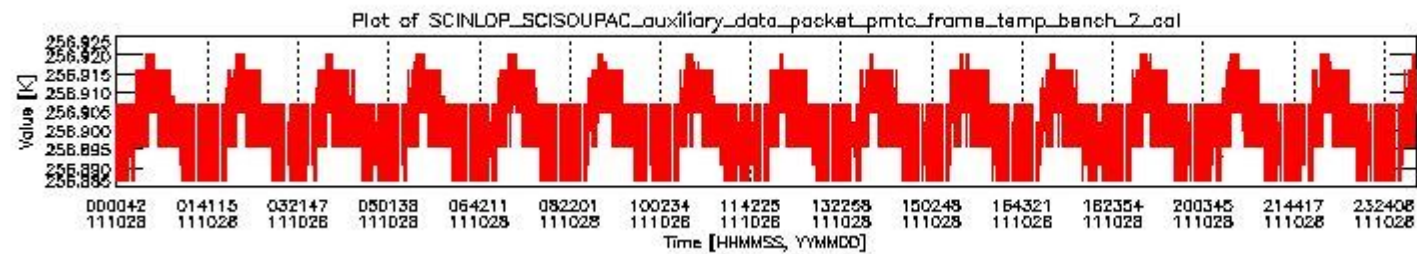
| # | Product name | Start time | Stop time | Prod err | ISP err sign | ISP miss sign | ISP disc sign | rs sign |
|----|--|--------------------|--------------------|----------|--------------|---------------|---------------|---------|
| 0 | SCI_NL__OPNPDE20111028_013034_000101153108_00074_50519_7415.N1 | 28OCT2011 01:30:34 | 28OCT2011 04:19:09 | 0 | 0 | 0 | 0 | 0 |
| 1 | SCI_NL__OPNPDE20111028_041909_000062063108_00076_50521_7416.N1 | 28OCT2011 04:19:09 | 28OCT2011 06:02:34 | 0 | 0 | 0 | 0 | 0 |
| 2 | SCI_NL__OPNPDK20111028_060140_000041593108_00077_50522_6238.N1 | 28OCT2011 06:01:40 | 28OCT2011 07:10:59 | 0 | 0 | 0 | 0 | 0 |
| 3 | SCI_NL__OPNPDK20111028_071005_000060833108_00078_50523_6239.N1 | 28OCT2011 07:10:05 | 28OCT2011 08:51:28 | 0 | 0 | 0 | 0 | 0 |
| 4 | SCI_NL__OPNPDK20111028_085019_000060693108_00079_50524_6240.N1 | 28OCT2011 08:50:19 | 28OCT2011 10:31:28 | 0 | 0 | 0 | 0 | 0 |
| 5 | SCI_NL__OPNPDK20111028_102925_000060833108_00080_50525_6241.N1 | 28OCT2011 10:29:25 | 28OCT2011 12:10:48 | 0 | 0 | 0 | 0 | 0 |
| 6 | SCI_NL__OPNPDK20111028_120845_000058923108_00081_50526_6242.N1 | 28OCT2011 12:08:45 | 28OCT2011 13:46:57 | 0 | 0 | 0 | 0 | 0 |
| 7 | SCI_NL__OPNPDK20111028_134509_000060143108_00082_50527_6243.N1 | 28OCT2011 13:45:09 | 28OCT2011 15:25:23 | 0 | 0 | 0 | 0 | 0 |
| 8 | SCI_NL__OPNPDK20111028_152211_000061523108_00083_50528_6244.N1 | 28OCT2011 15:22:11 | 28OCT2011 17:04:43 | 0 | 0 | 0 | 0 | 0 |
| 9 | SCI_NL__OPNPDK20111028_170225_000059053108_00084_50529_6245.N1 | 28OCT2011 17:02:25 | 28OCT2011 18:40:50 | 0 | 0 | 0 | 0 | 0 |
| 10 | SCI_NL__OPNPDK20111028_183956_000060693108_00085_50530_6246.N1 | 28OCT2011 18:39:56 | 28OCT2011 20:21:05 | 0 | 0 | 0 | 0 | 0 |
| 11 | SCI_NL__OPNPDE20111028_202011_000041093108_00086_50531_7417.N1 | 28OCT2011 20:20:11 | 28OCT2011 21:28:39 | 0 | 0 | 0 | 0 | 0 |
| 12 | SCI_NL__OPNPDE20111028_213327_000057283108_00086_50531_7418.N1 | 28OCT2011 21:33:27 | 28OCT2011 23:08:55 | 0 | 0 | 0 | 0 | 0 |
| 13 | SCI_NL__OPNPDE20111028_231341_000057143108_00087_50532_7419.N1 | 28OCT2011 23:13:41 | 29OCT2011 00:48:55 | 0 | 0 | 0 | 0 | 0 |

0.2 Product Quality Indicators

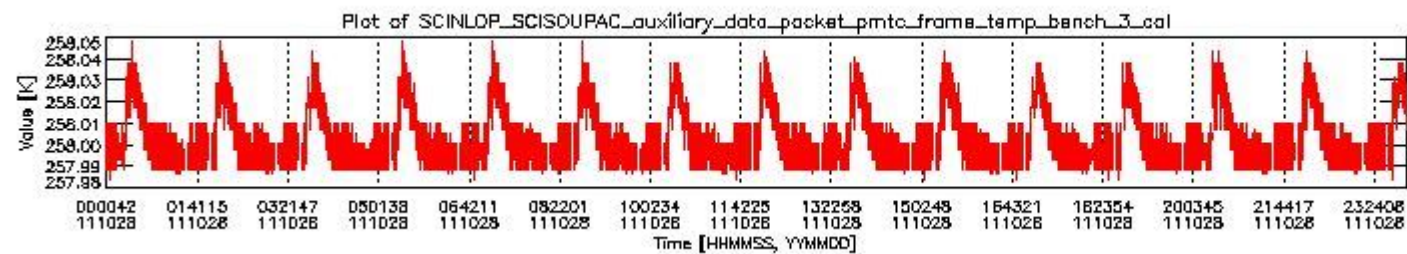
This section shows information about product quality, currently temperatures.



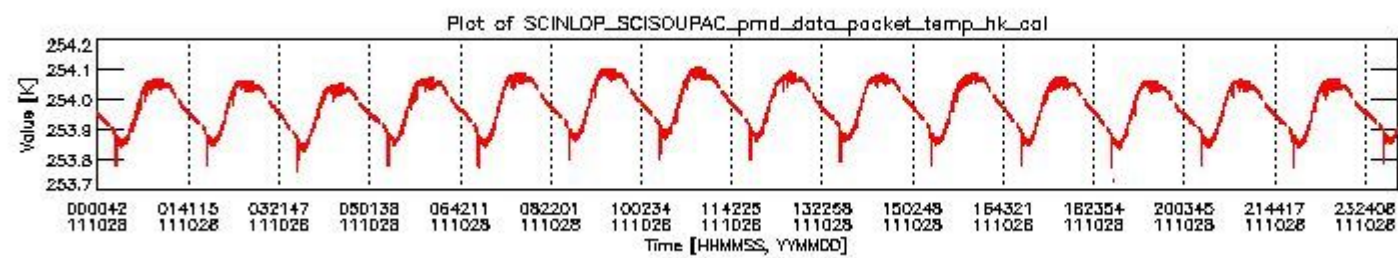
sciamachy_daily_report_level0_KSPT_L0_4504_N_20111028_0.PNG



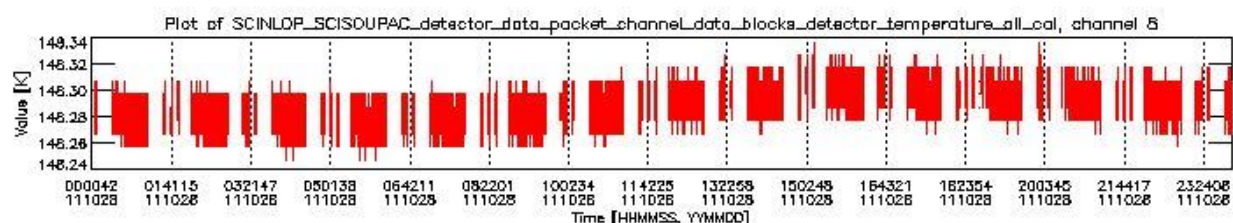
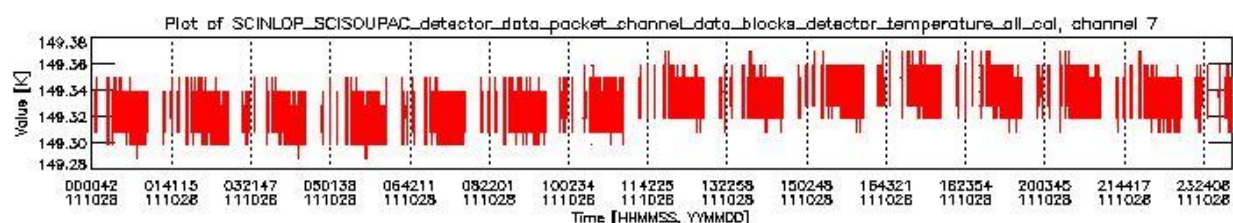
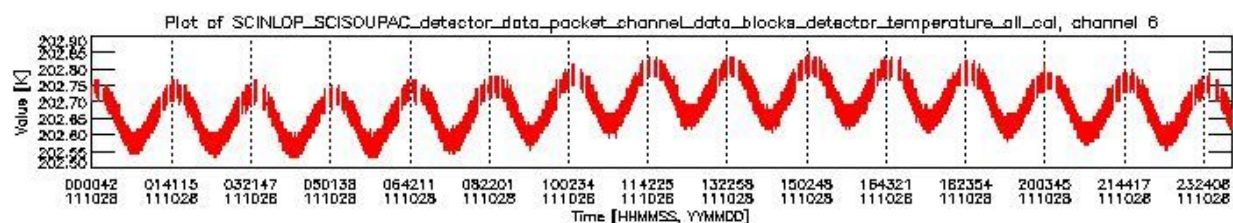
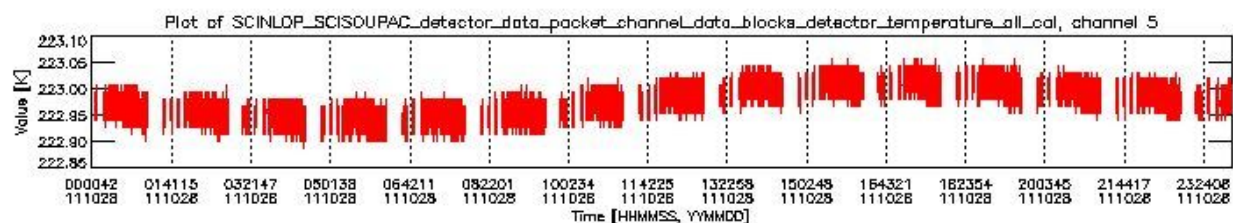
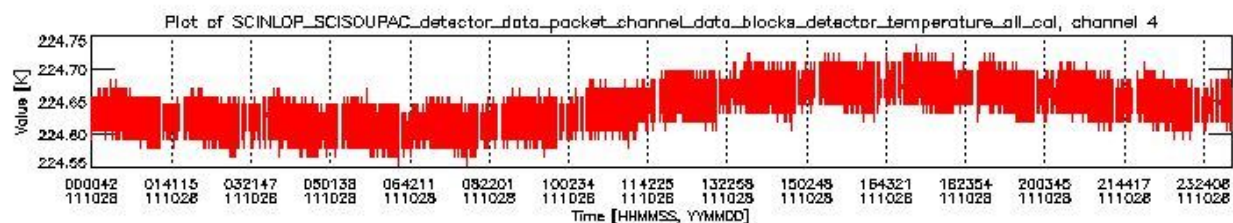
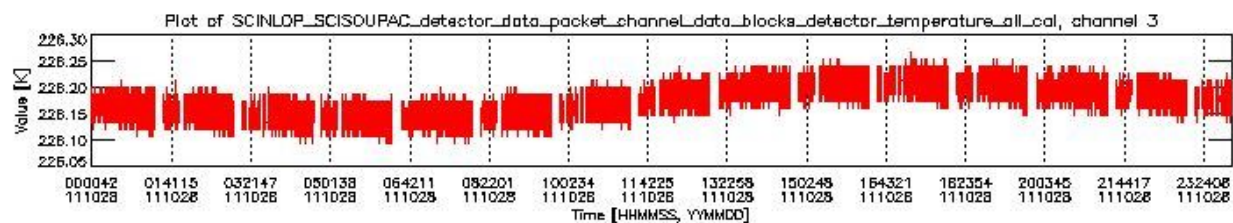
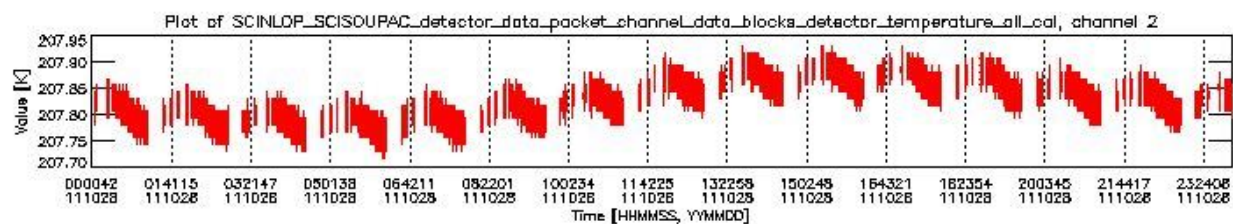
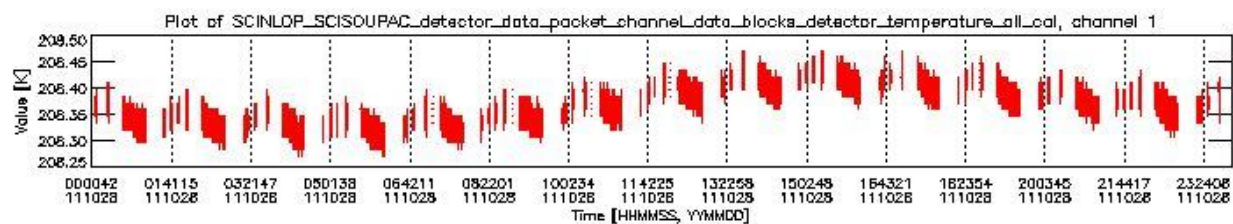
sciamachy_daily_report_level0_KSPT_L0_4504_N_20111028_1.PNG



sciamachy_daily_report_level0_KSPT_L0_4504_N_20111028_2.PNG



sciamachy_daily_report_level0_KSPT_L0_4504_N_20111028_3.PNG

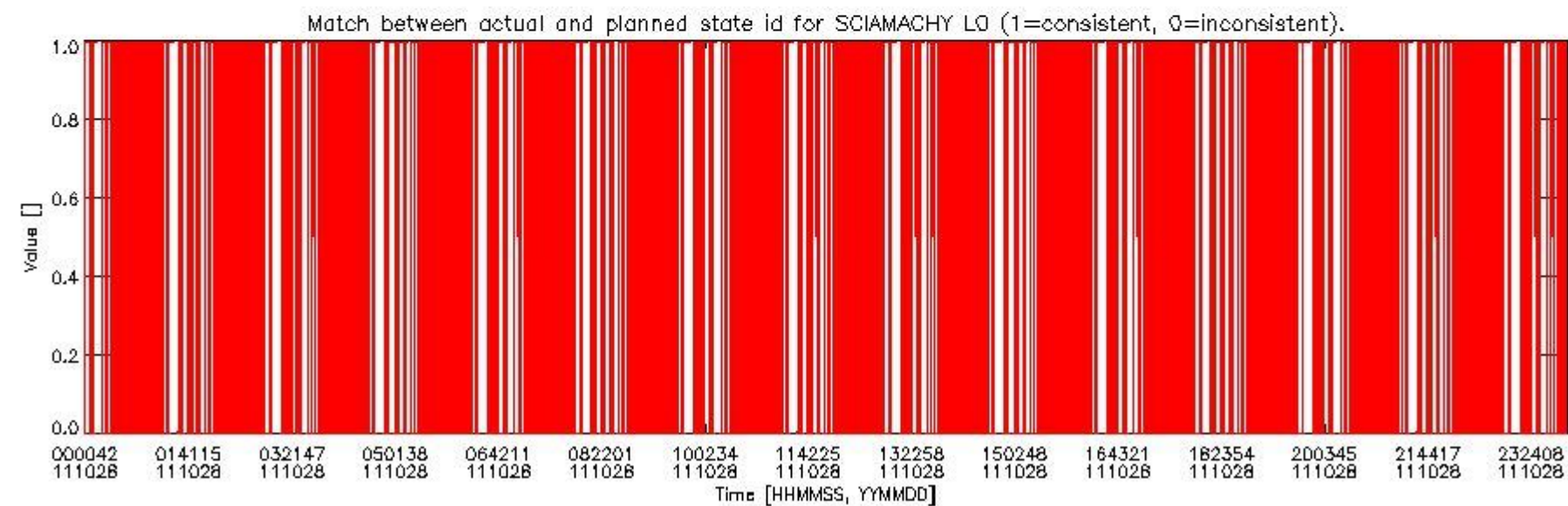
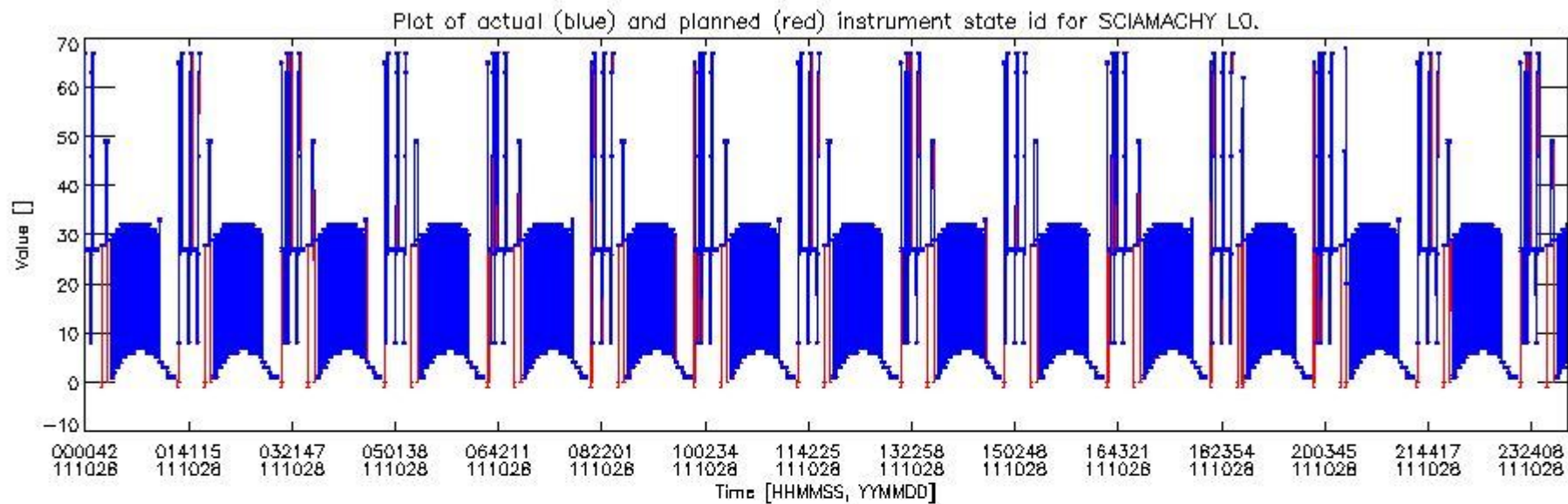


0.3 State monitoring

The following section shows a comparison of modelled instrument state (as calculated by the DMOP planning files and using CTI tables to derive state) and the measured state variables from the L0 product (the SCINL0P_SCISOUPAC_state_id variable).

Total number of faults: **54782**

| # | Actual time | Actual value | Planned time | Planned value |
|----|---------------------------|--------------|---------------------------|---------------|
| 0 | 28OCT2011 00:00:11.738184 | 27 | 28OCT2011 00:00:11.738184 | 67 |
| 1 | 28OCT2011 00:00:12.738184 | 27 | 28OCT2011 00:00:12.738184 | 67 |
| 2 | 28OCT2011 00:00:13.675684 | 27 | 28OCT2011 00:00:13.675684 | 67 |
| 3 | 28OCT2011 00:00:14.425684 | 27 | 28OCT2011 00:00:14.425684 | 67 |
| 4 | 28OCT2011 00:00:15.363184 | 27 | 28OCT2011 00:00:15.363184 | 67 |
| 5 | 28OCT2011 00:00:16.113184 | 27 | 28OCT2011 00:00:16.113184 | 67 |
| 6 | 28OCT2011 00:00:16.738184 | 27 | 28OCT2011 00:00:16.738184 | 67 |
| 7 | 28OCT2011 00:00:17.050684 | 27 | 28OCT2011 00:00:17.050684 | 67 |
| 8 | 28OCT2011 00:00:17.800684 | 27 | 28OCT2011 00:00:17.800684 | 67 |
| 9 | 28OCT2011 00:00:18.738184 | 27 | 28OCT2011 00:00:18.738184 | 67 |
| 10 | 28OCT2011 00:00:19.488184 | 27 | 28OCT2011 00:00:19.488184 | 67 |
| 11 | 28OCT2011 00:00:20.425684 | 27 | 28OCT2011 00:00:20.425684 | 67 |
| 12 | 28OCT2011 00:00:21.175684 | 27 | 28OCT2011 00:00:21.175684 | 67 |
| 13 | 28OCT2011 00:00:21.738184 | 27 | 28OCT2011 00:00:21.738184 | 67 |
| 14 | 28OCT2011 00:00:22.113184 | 27 | 28OCT2011 00:00:22.113184 | 67 |
| 15 | 28OCT2011 00:00:22.863184 | 27 | 28OCT2011 00:00:22.863184 | 67 |
| 16 | 28OCT2011 00:00:23.800684 | 27 | 28OCT2011 00:00:23.800684 | 67 |
| 17 | 28OCT2011 00:05:20.148380 | 8 | 28OCT2011 00:05:20.148380 | 27 |
| 18 | 28OCT2011 00:05:20.773380 | 8 | 28OCT2011 00:05:20.773380 | 27 |
| 19 | 28OCT2011 00:05:21.273380 | 8 | 28OCT2011 00:05:21.273380 | 27 |
| | ... | ... | ... | ... |

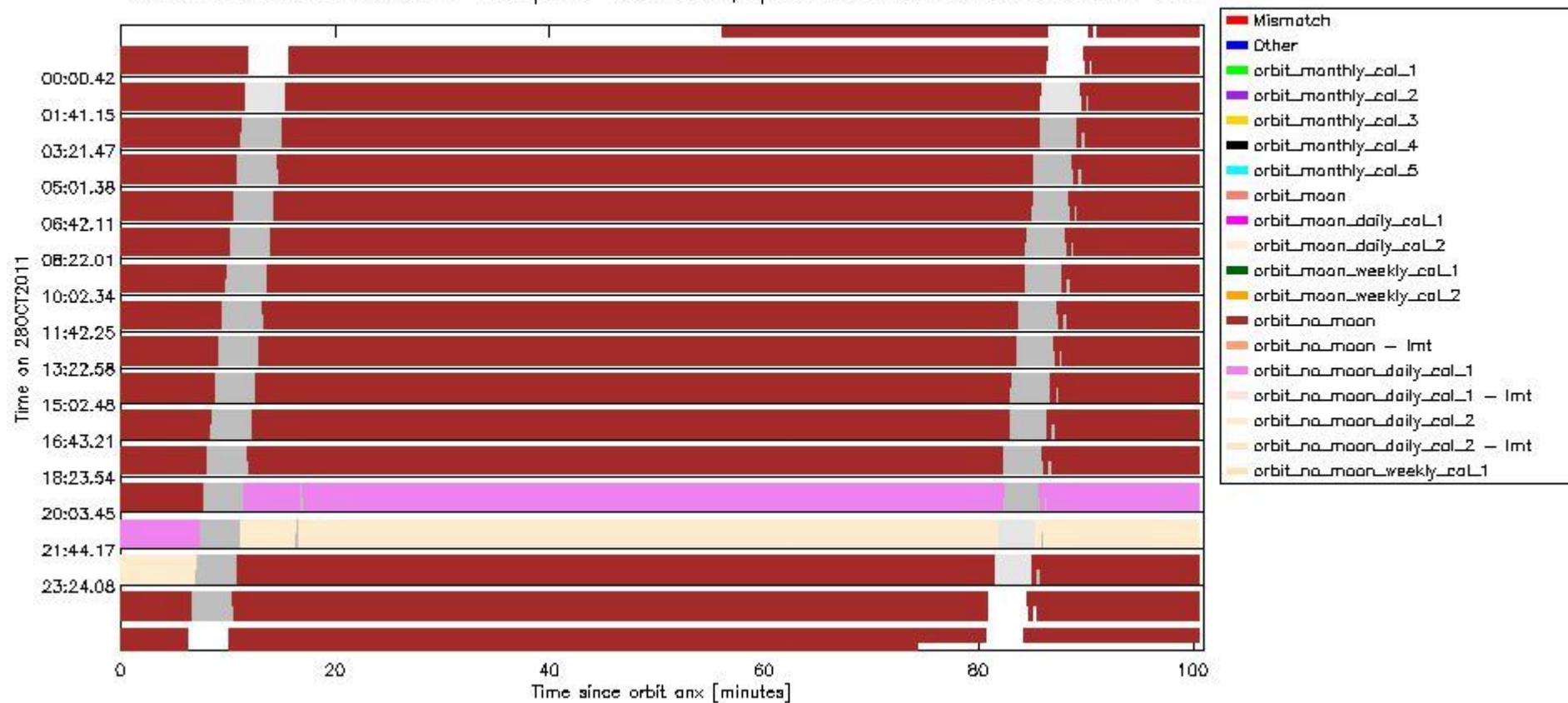


sciamachy_daily_report_level0_KSPT_L0_4504_N_20111028_5.PNG

This section gives an analysis of the DMOP execution. The execution is monitored by assigning various activities to timeline sequences found in the DMOP file, and by checking where "NEW" datasets are available in SCI_NL__1P products.

The following plot gives an overview of planned activities and actual state IDs in the Level 0 products. The planning is taken from the DMOP files, and interpreted using information from OSDF files.

Bar plot of planned DMOP activities and new calibration data for SCIAMACHY.
 Each row indicates an orbit. A light gray colour indicates the time span of 28OCT2011.
 A medium gray color indicates the time span of available SCI_NL_1P products for this day.
 The remaining colours indicate planned activities and/or special measurements.
 Planned activities are shown on the top half of each row, special measurements on the bottom half.



sciamachy_daily_report_level0_KSPT_L0_4504_N_20111028_6.PNG

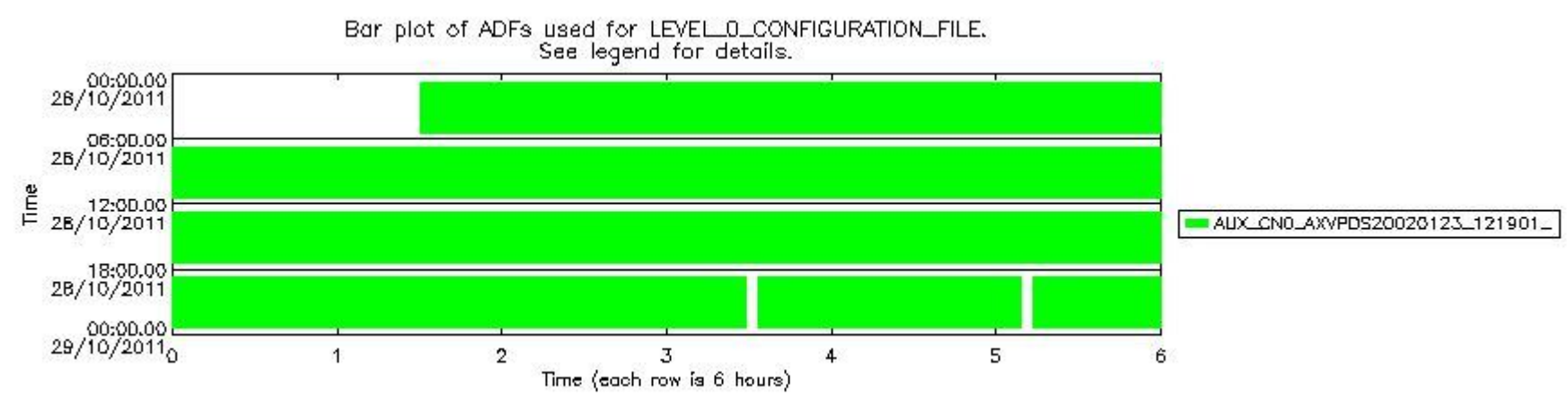
0.4 ADF monitoring

This section shows the (variation in) ADFs used for each of the products. It consists of:

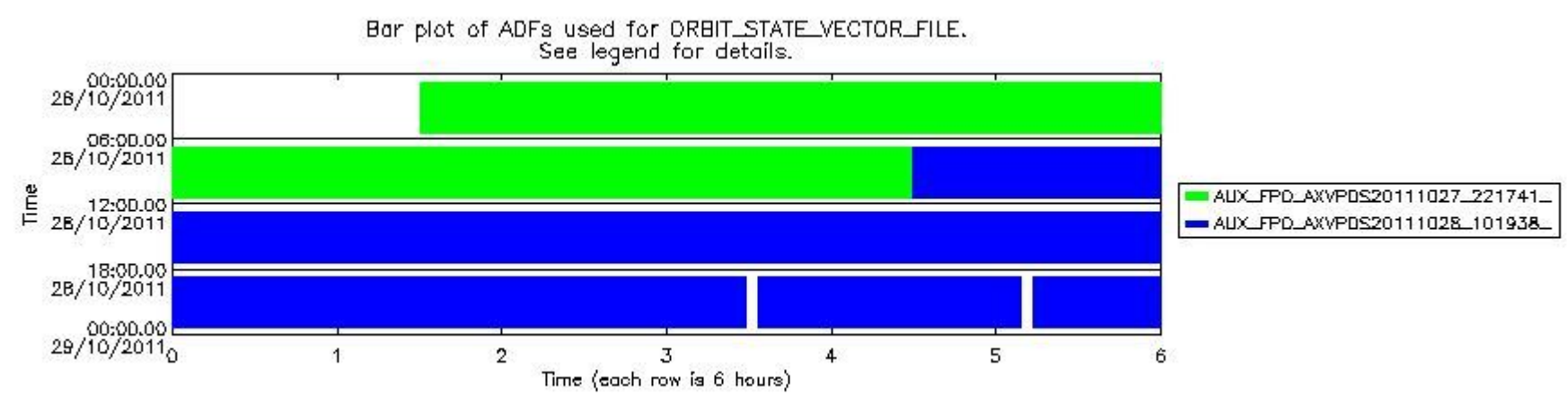
- A table showing which ADFs were used for processing (red values indicate that multiple ADFs of the same type were used)
- Various time line plots, one for each ADF, showing when and which ADF was used.

If multiple ADFs of a single type were used, these are marked **red** in the table.

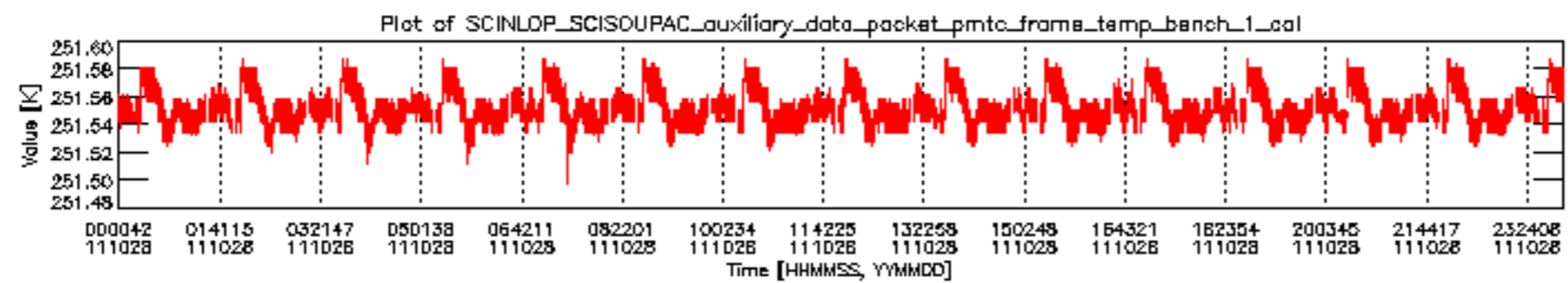
| Number | ADF |
|----------|--|
| | CN0 (LEVEL_0_CONFIGURATION_FILE) |
| 0 | AUX_CN0_AXVPDS20020123_121901_20020101_000000_20200101_000000 |
| | FPO (ORBIT_STATE_VECTOR_FILE) |
| 1 | AUX_FPO_AXVPDS20111027_221741_20111027_085854_20111106_111237 |
| 2 | AUX_FPO_AXVPDS20111028_101938_20111027_190017_20111106_211401 |

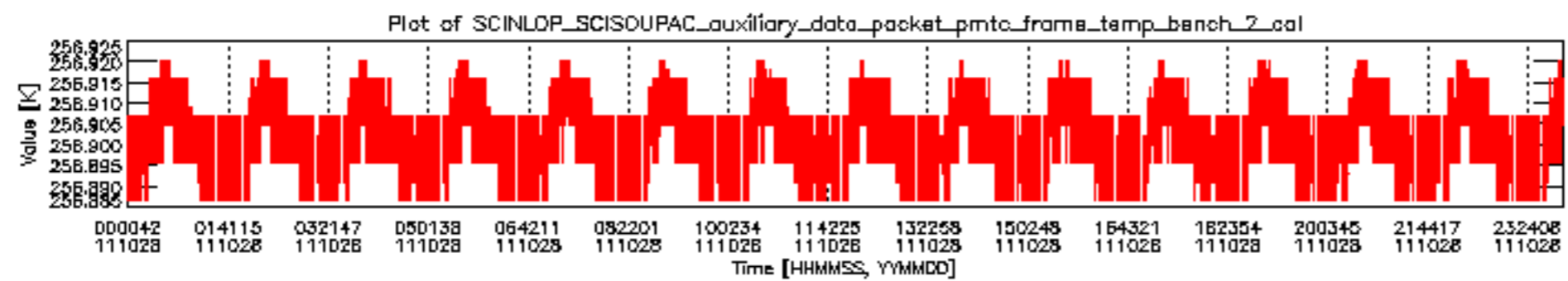


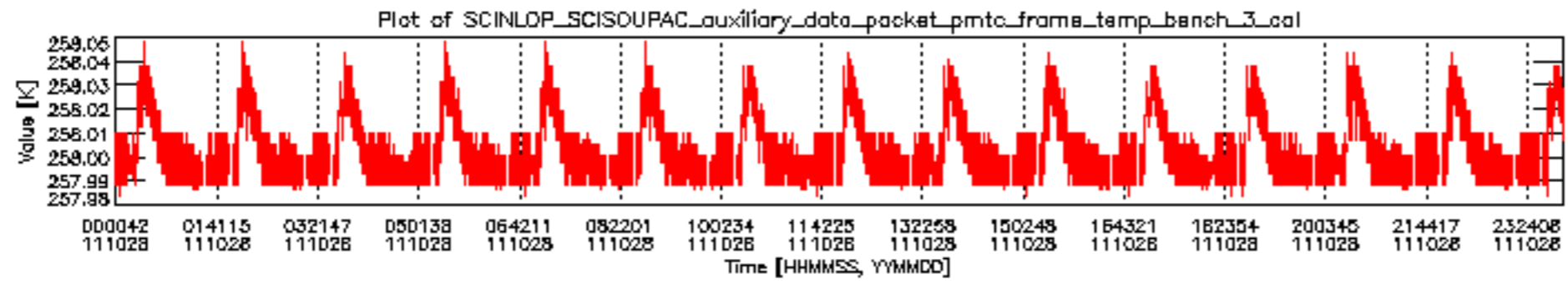
sciamachy_daily_report_level0_KSPT_L0_4504_N_20111028_7.PNG

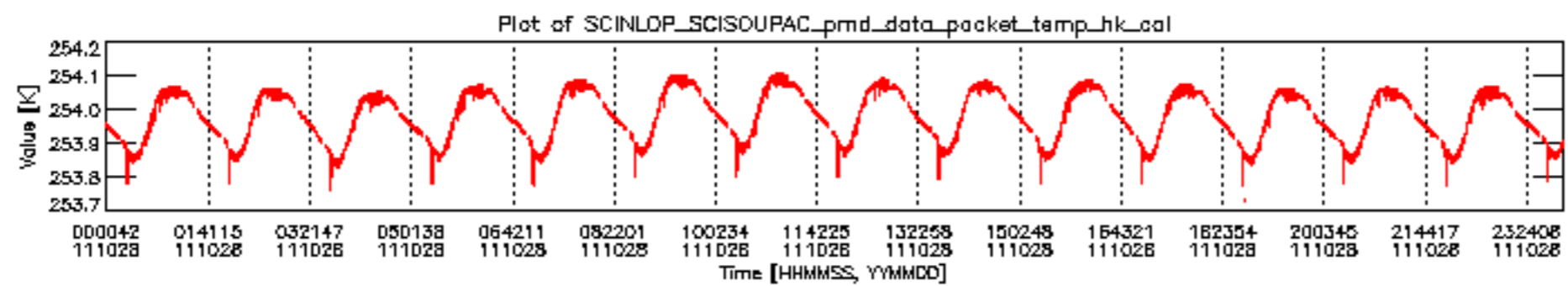


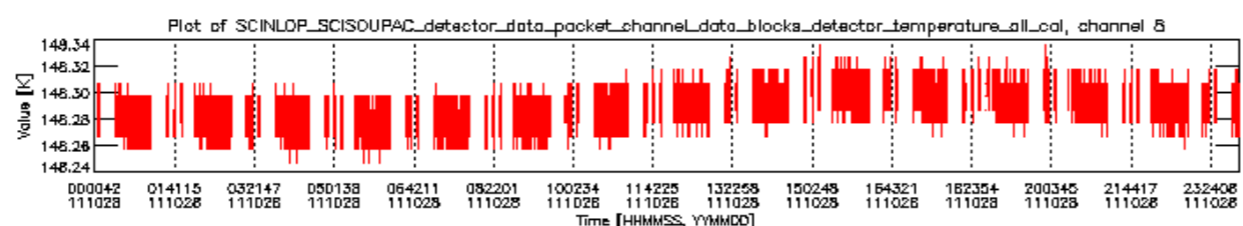
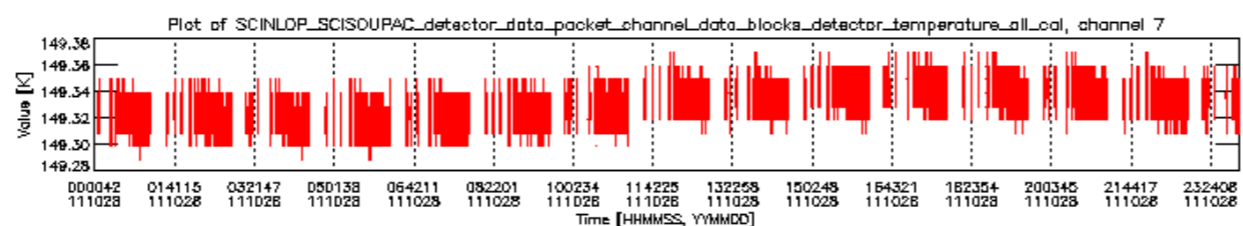
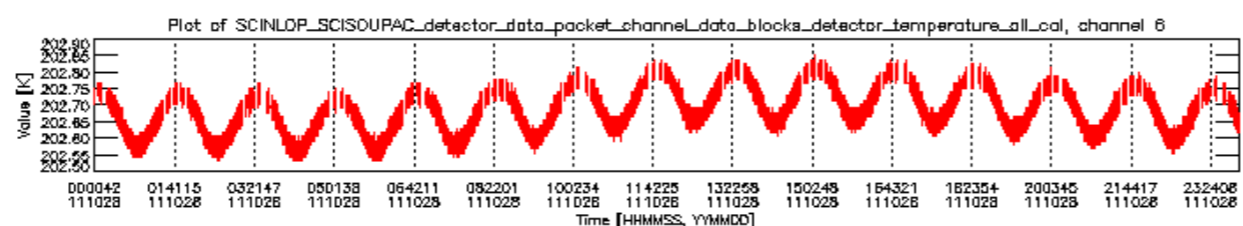
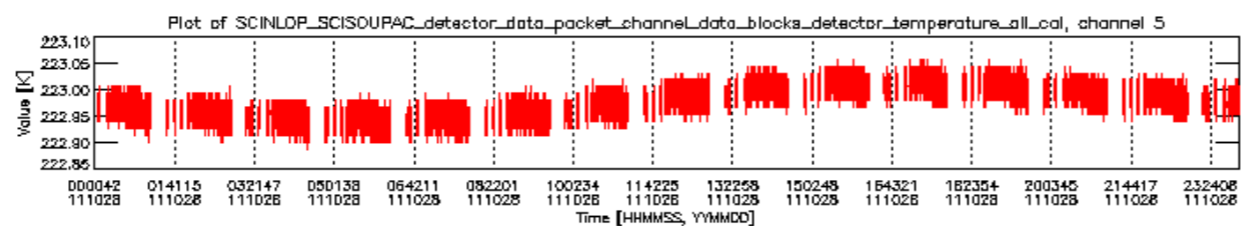
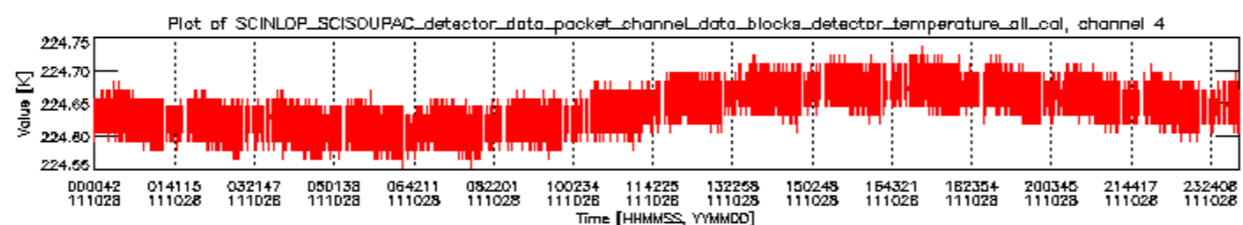
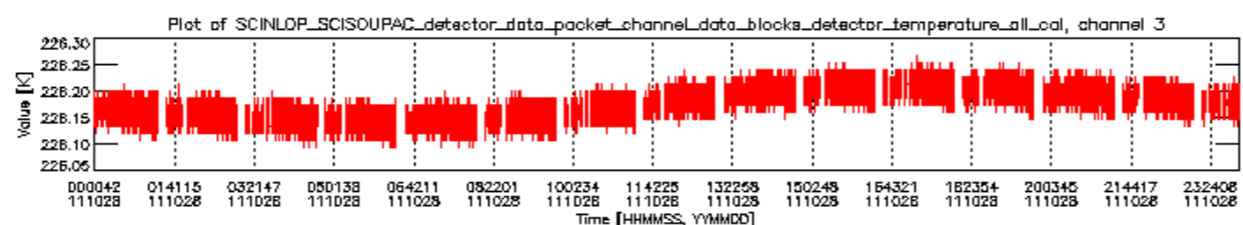
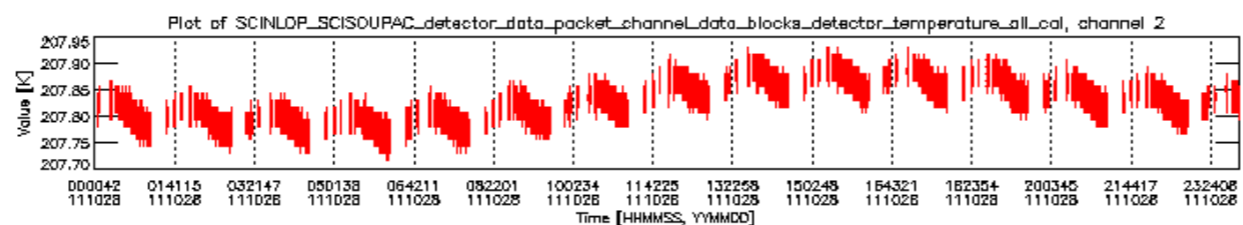
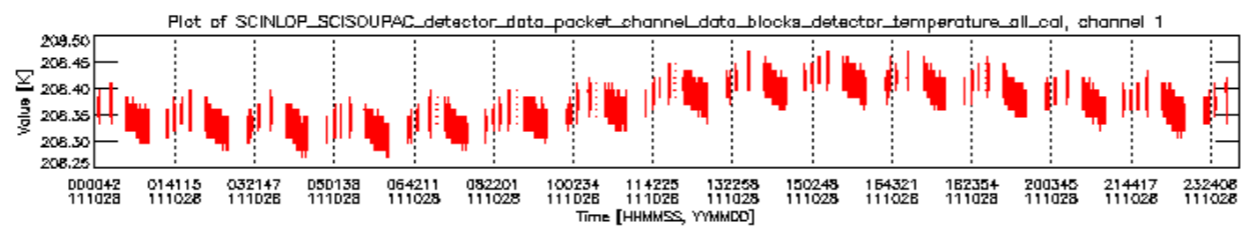
sciamachy_daily_report_level0_KSPT_L0_4504_N_20111028_8.PNG

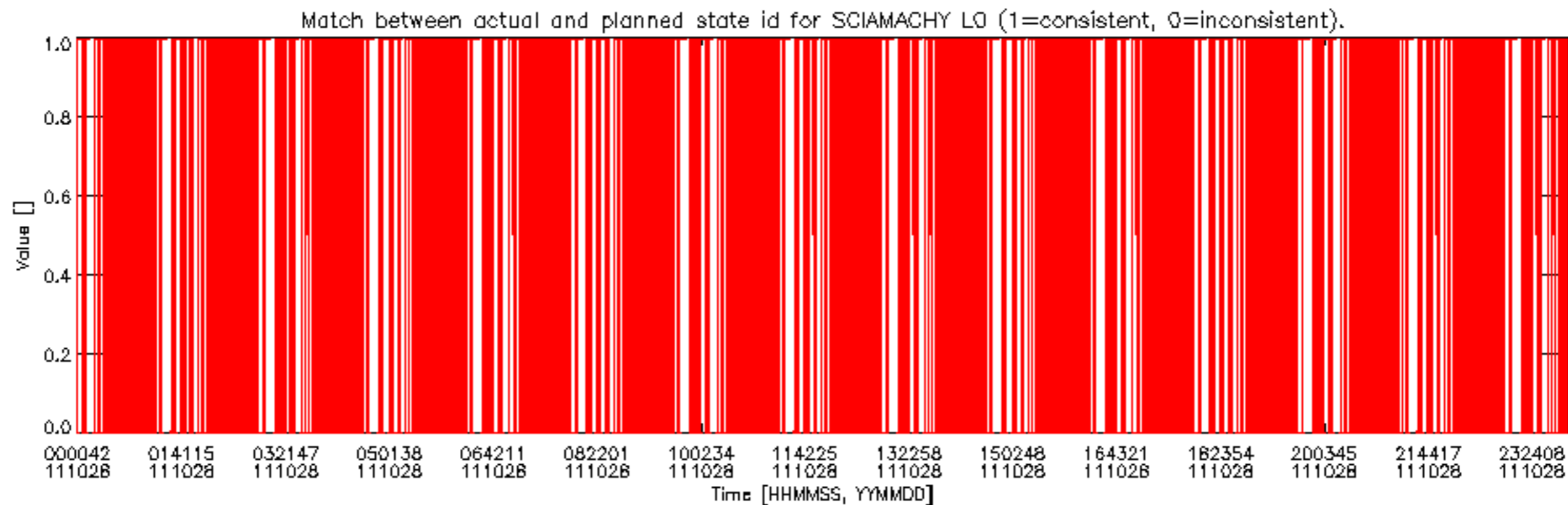
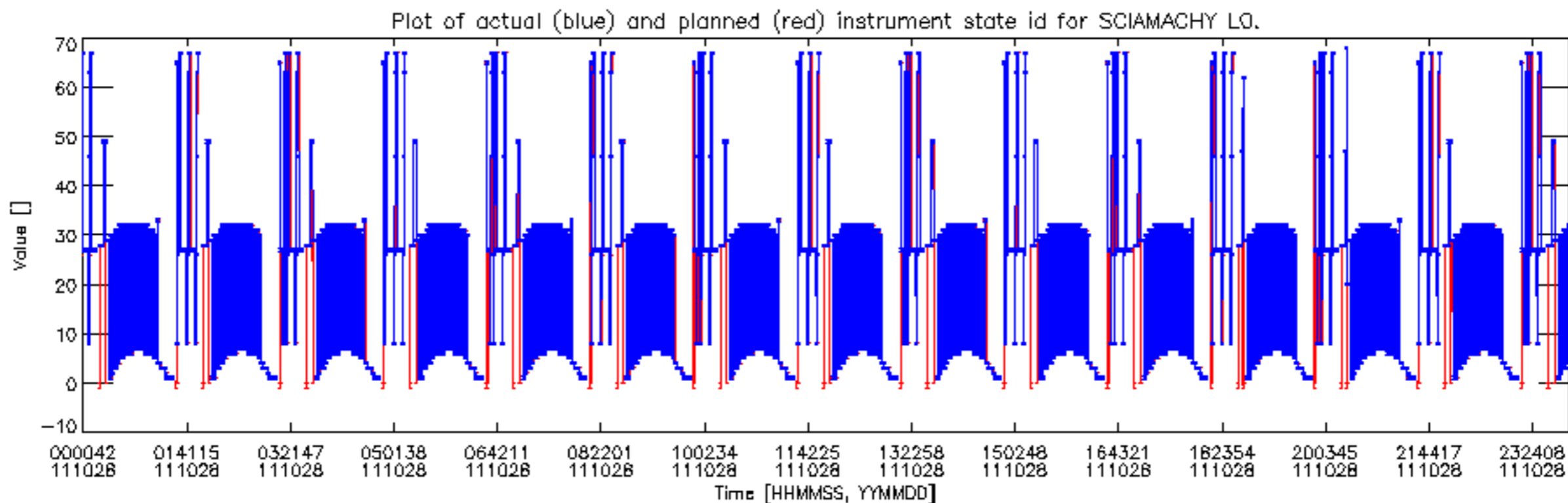












Bar plot of planned DMOP activities and new calibration data for SCIAMACHY.
 Each row indicates an orbit. A light gray colour indicates the time span of 28OCT2011.
 A medium gray color indicates the time span of available SCI_NL_1P products for this day.
 The remaining colours indicate planned activities and/or special measurements.
 Planned activities are shown on the top half of each row, special measurements on the bottom half.

