

## 0. SCIAMACHY Daily Report for Level 0 products

### [0.1 General Info](#)

### [0.2 Product Quality Indicators](#)

### [0.3 State monitoring](#)

### [0.4 ADF monitoring](#)

## 0.1 General Info

This report contains a daily analysis on parameters extracted from SCIAMACHY Level 0 data (the SCI\_NL\_\_0P product).

### 0.1.1 Report summary

The table below shows general characteristics of the data that are included into this report.

Item	Value
Report version	v1.4 20100407
Time of report generation	24OCT2011 03:47:52
Data source version	KSPT_L0/4504-N
Processing scope for products	19OCT2011 00:00:00 to 20OCT2011 00:00:00
Start time of first product within scope	19OCT2011 00:19:22
Stop time of last product within scope	19OCT2011 23:44:11
Total number of Level 0 products	12
Number of Level 0 products with errors	1

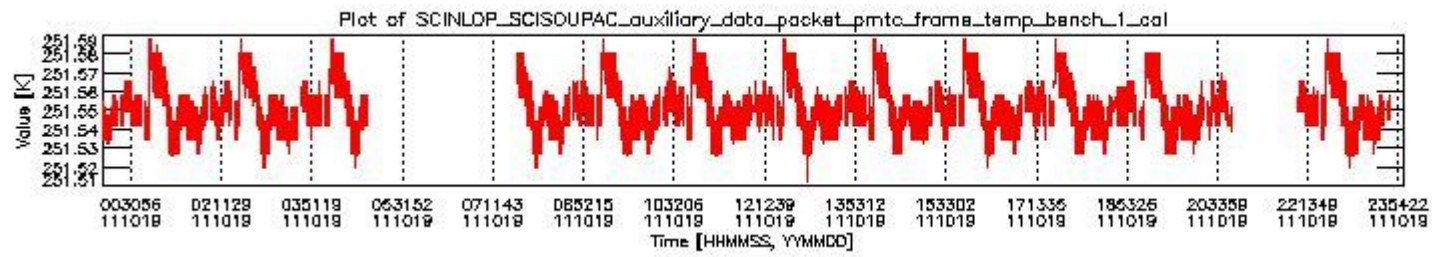
### 0.1.2 Summary per product

The following table shows a summary for each product used in this report.

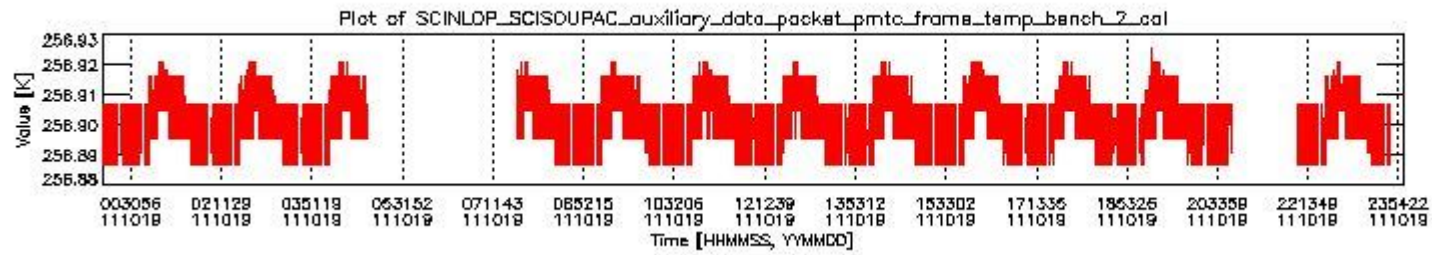
#	Product name	Start time	Stop time	Prod err	ISP err sign	ISP miss sign	ISP disc sign	rs sign
0	SCI_NL__OPNPDE20111019_001922_000057273107_00375_50389_7356.N1	19OCT2011 00:19:22	19OCT2011 01:54:49	0	0	0	0	0
1	SCI_NL__OPNPDE20111019_015937_000042223107_00376_50390_7357.N1	19OCT2011 01:59:37	19OCT2011 03:09:59	0	0	0	0	0
2	SCI_NL__OPNPDE20111019_030959_000060833107_00377_50391_7358.N1	19OCT2011 03:09:59	19OCT2011 04:51:22	0	0	0	0	0
3	SCI_NL__OPNPDK20111019_073813_000060693107_00380_50394_6155.N1	19OCT2011 07:38:13	19OCT2011 09:19:21	0	0	0	0	0
4	SCI_NL__OPNPDK20111019_091813_000060833107_00381_50395_6159.N1	19OCT2011 09:18:13	19OCT2011 10:59:36	1	1	0	0	0
5	SCI_NL__OPNPDK20111019_105841_000060003107_00382_50396_6162.N1	19OCT2011 10:58:41	19OCT2011 12:38:41	0	0	0	0	0
6	SCI_NL__OPNPDK20111019_123747_000060143107_00383_50397_6163.N1	19OCT2011 12:37:47	19OCT2011 14:18:02	0	0	0	0	0
7	SCI_NL__OPNPDK20111019_141802_000057833107_00384_50398_6167.N1	19OCT2011 14:18:02	19OCT2011 15:54:25	0	0	0	0	0
8	SCI_NL__OPNPDK20111019_155331_000059563107_00385_50399_6164.N1	19OCT2011 15:53:31	19OCT2011 17:32:46	0	0	0	0	0
9	SCI_NL__OPNPDK20111019_173127_000060153107_00386_50400_6165.N1	19OCT2011 17:31:27	19OCT2011 19:11:42	0	0	0	0	0
10	SCI_NL__OPNPDK20111019_191047_000059063107_00387_50401_6166.N1	19OCT2011 19:10:47	19OCT2011 20:49:13	0	0	0	0	0
11	SCI_NL__OPNPDE20111019_220230_000061023107_00388_50402_7361.N1	19OCT2011 22:02:30	19OCT2011 23:44:11	0	0	0	0	0

## 0.2 Product Quality Indicators

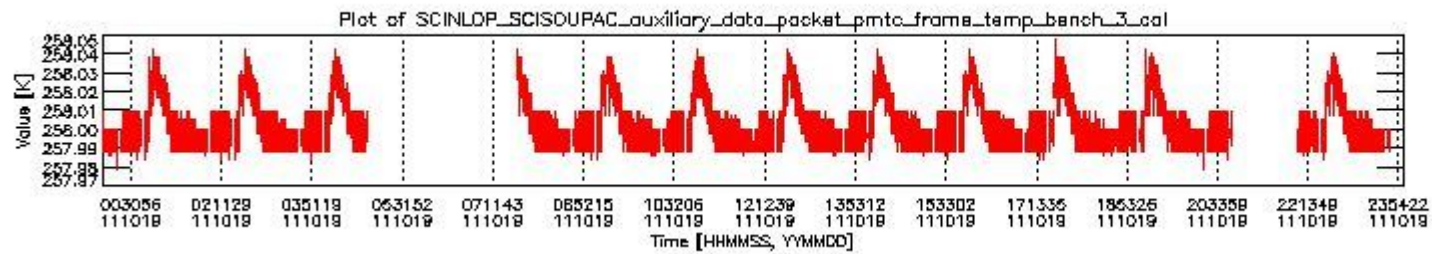
This section shows information about product quality, currently temperatures.



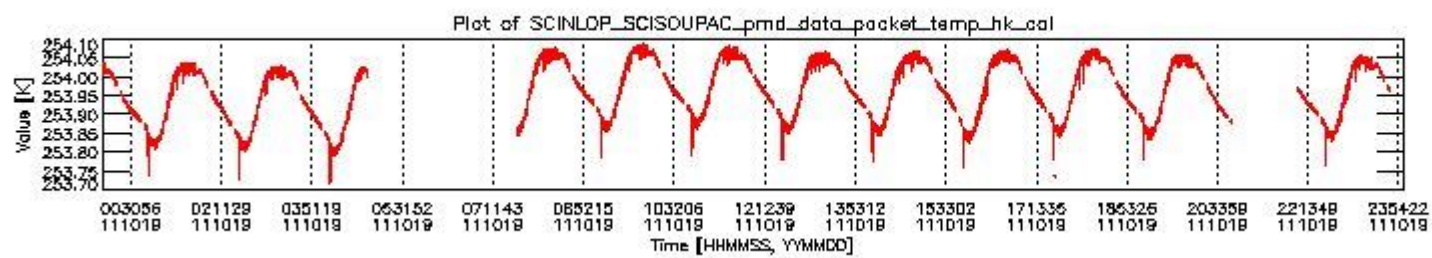
sciamachy\_daily\_report\_level0\_KSPT\_L0\_4504\_N\_20111019\_0.PNG



sciamachy\_daily\_report\_level0\_KSPT\_L0\_4504\_N\_20111019\_1.PNG

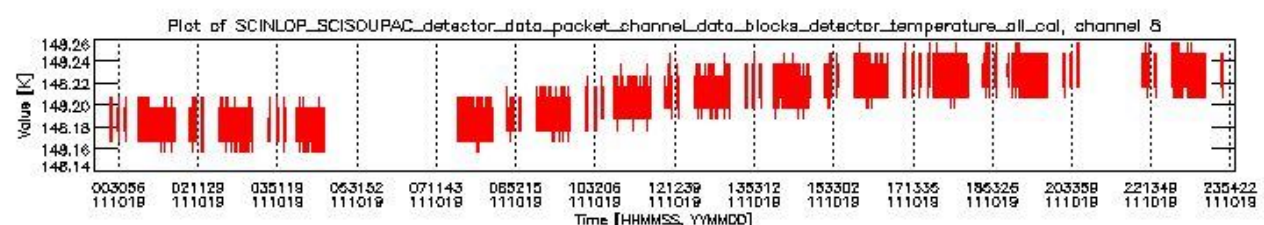
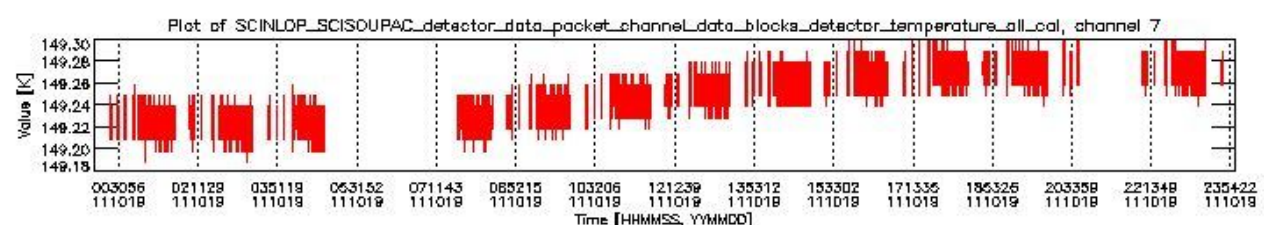
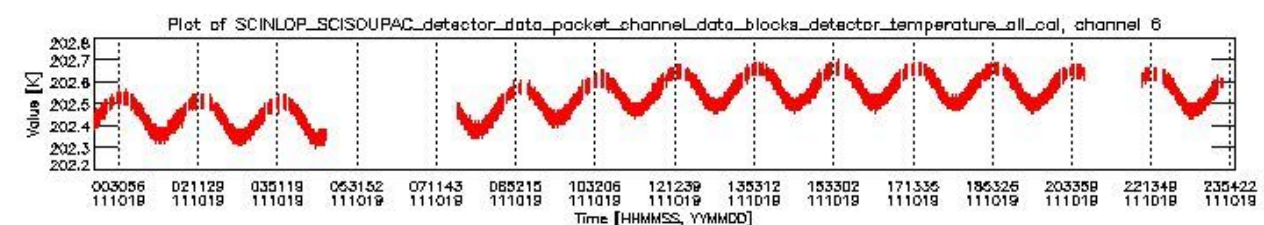
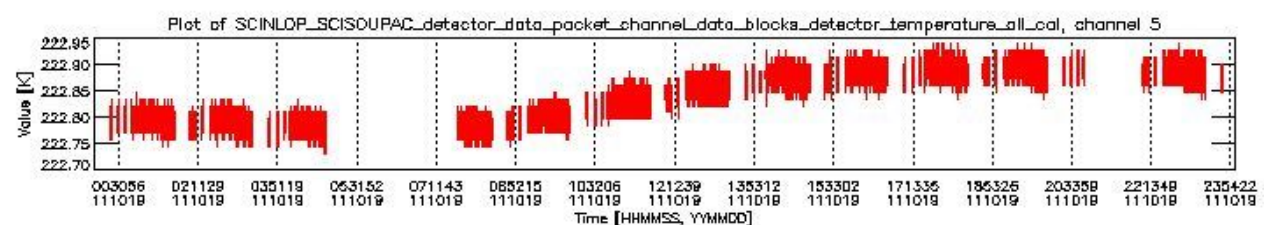
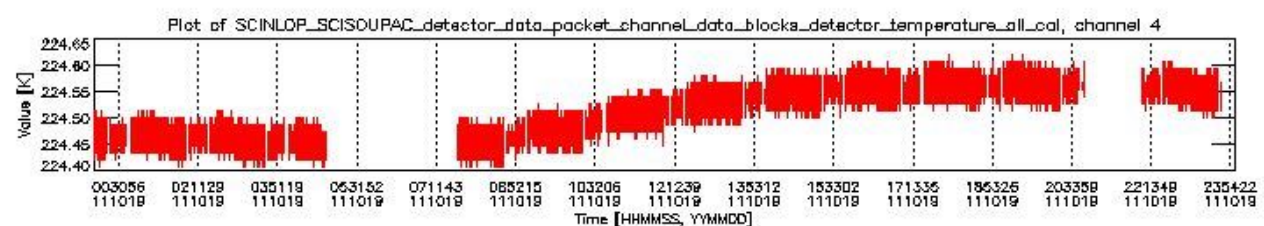
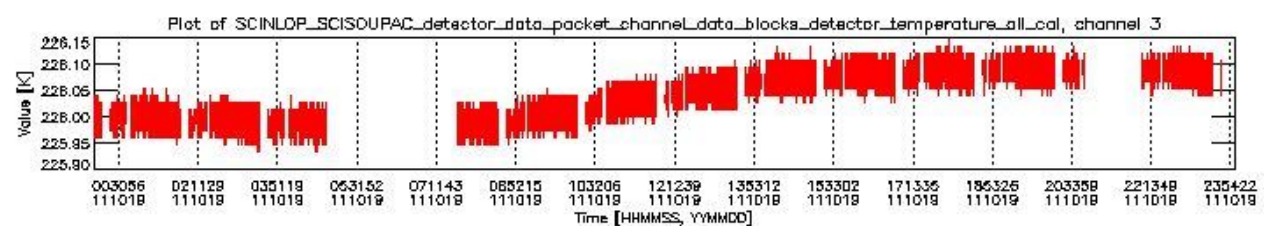
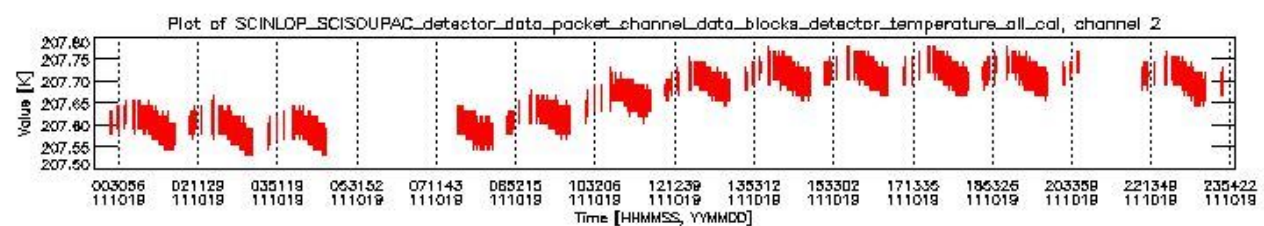
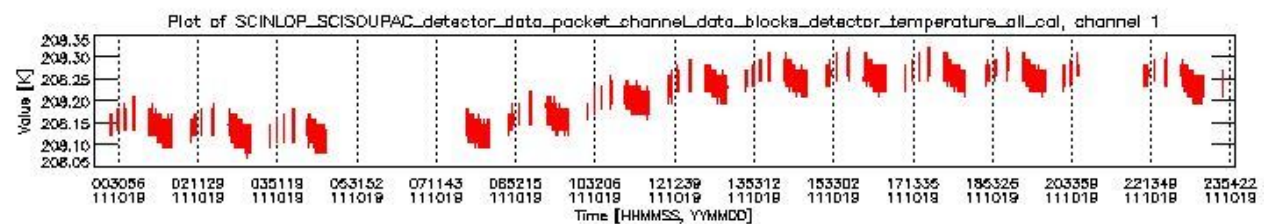


sciamachy\_daily\_report\_level0\_KSPT\_L0\_4504\_N\_20111019\_2.PNG



sciamachy\_daily\_report\_level0\_KSPT\_L0\_4504\_N\_20111019\_3.PNG



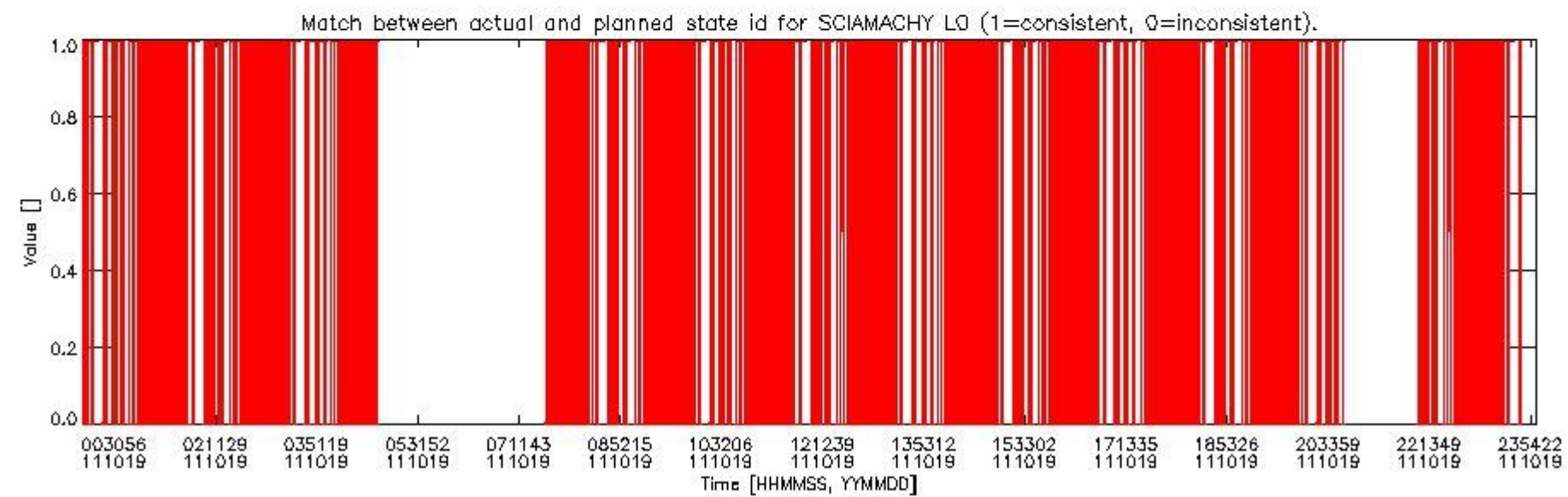
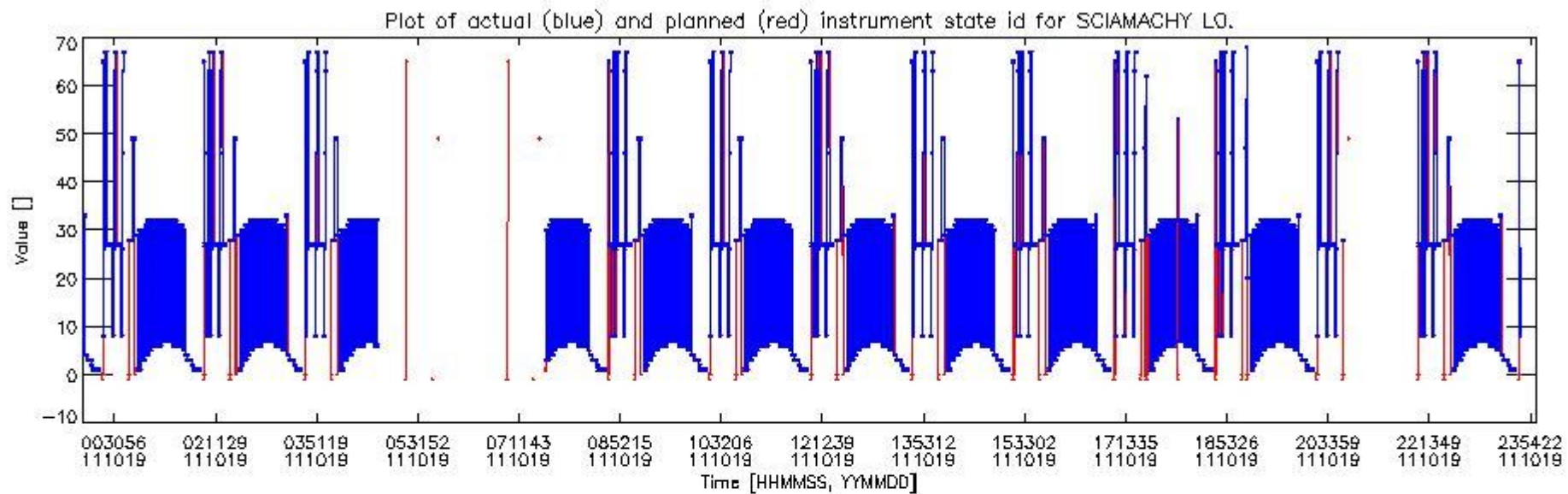


### 0.3 State monitoring

The following section shows a comparison of modelled instrument state (as calculated by the DMOP planning files and using CTI tables to derive state) and the measured state variables from the L0 product (the SCINL0P\_SCISOUPAC\_state\_id variable).

Total number of faults: **40894**

#	Actual time	Actual value	Planned time	Planned value
0	19OCT2011 00:00:52.613699	33	19OCT2011 00:00:52.613699	5
1	19OCT2011 00:00:53.613699	33	19OCT2011 00:00:53.613699	5
2	19OCT2011 00:00:54.551199	33	19OCT2011 00:00:54.551199	5
3	19OCT2011 00:00:55.301199	33	19OCT2011 00:00:55.301199	5
4	19OCT2011 00:00:56.238699	33	19OCT2011 00:00:56.238699	5
5	19OCT2011 00:00:56.988699	33	19OCT2011 00:00:56.988699	5
6	19OCT2011 00:00:57.613699	33	19OCT2011 00:00:57.613699	5
7	19OCT2011 00:00:57.926199	33	19OCT2011 00:00:57.926199	5
8	19OCT2011 00:00:58.676199	33	19OCT2011 00:00:58.676199	5
9	19OCT2011 00:00:59.613699	33	19OCT2011 00:00:59.613699	5
10	19OCT2011 00:01:00.363699	33	19OCT2011 00:01:00.363699	5
11	19OCT2011 00:01:01.301199	33	19OCT2011 00:01:01.301199	5
12	19OCT2011 00:01:02.051199	33	19OCT2011 00:01:02.051199	5
13	19OCT2011 00:01:02.613699	33	19OCT2011 00:01:02.613699	5
14	19OCT2011 00:01:02.988699	33	19OCT2011 00:01:02.988699	5
15	19OCT2011 00:01:03.738699	33	19OCT2011 00:01:03.738699	5
16	19OCT2011 00:01:46.801206	4	19OCT2011 00:01:46.801206	33
17	19OCT2011 00:01:47.051206	4	19OCT2011 00:01:47.051206	33
18	19OCT2011 00:01:47.176206	4	19OCT2011 00:01:47.176206	33
19	19OCT2011 00:01:47.301206	4	19OCT2011 00:01:47.301206	33
...	...	...	...	...



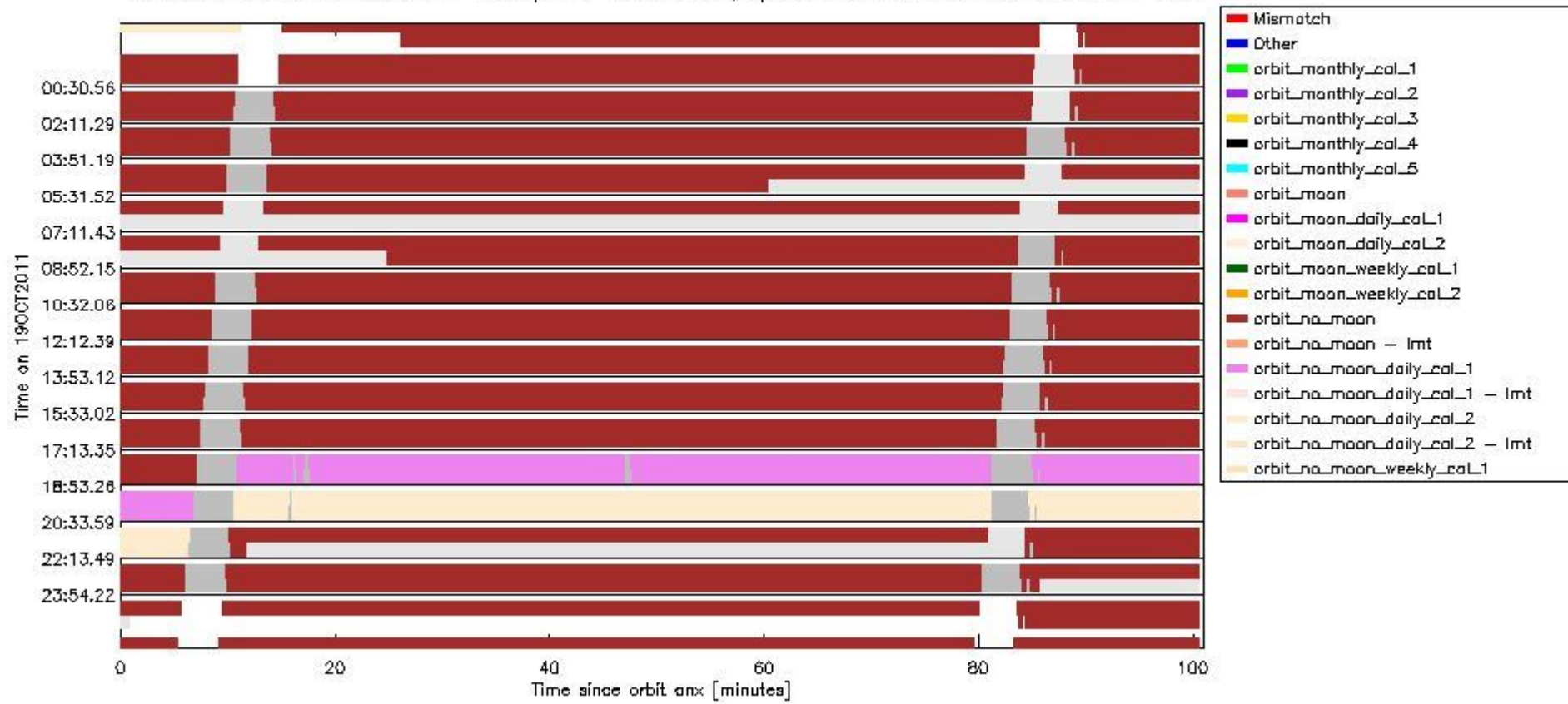
sciamachy\_daily\_report\_level0\_KSPT\_L0\_4504\_N\_20111019\_5.PNG

This section gives an analysis of the DMOP execution. The execution is monitored by assigning various activities to timeline sequences found in the DMOP file, and by checking where "NEW" datasets are available in SCI\_NL\_\_1P products.

The following plot gives an overview of planned activities and actual state IDs in the Level 0 products. The planning is taken from the DMOP files, and interpreted using information from OSDF files.



Bar plot of planned DMOP activities and new calibration data for SCIAMACHY.  
 Each row indicates an orbit. A light gray colour indicates the time span of 19OCT2011.  
 A medium gray color indicates the time span of available SCI\_NL\_1P products for this day.  
 The remaining colours indicate planned activities and/or special measurements.  
 Planned activities are shown on the top half of each row, special measurements on the bottom half.



sciamachy\_daily\_report\_level0\_KSPT\_L0\_4504\_N\_20111019\_6.PNG

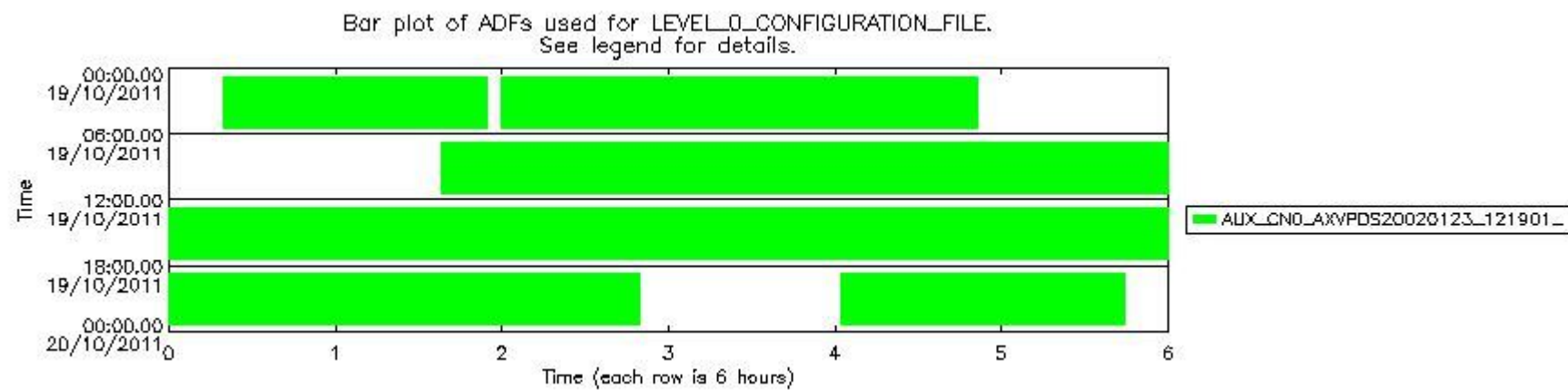
## 0.4 ADF monitoring

This section shows the (variation in) ADFs used for each of the products. It consists of:

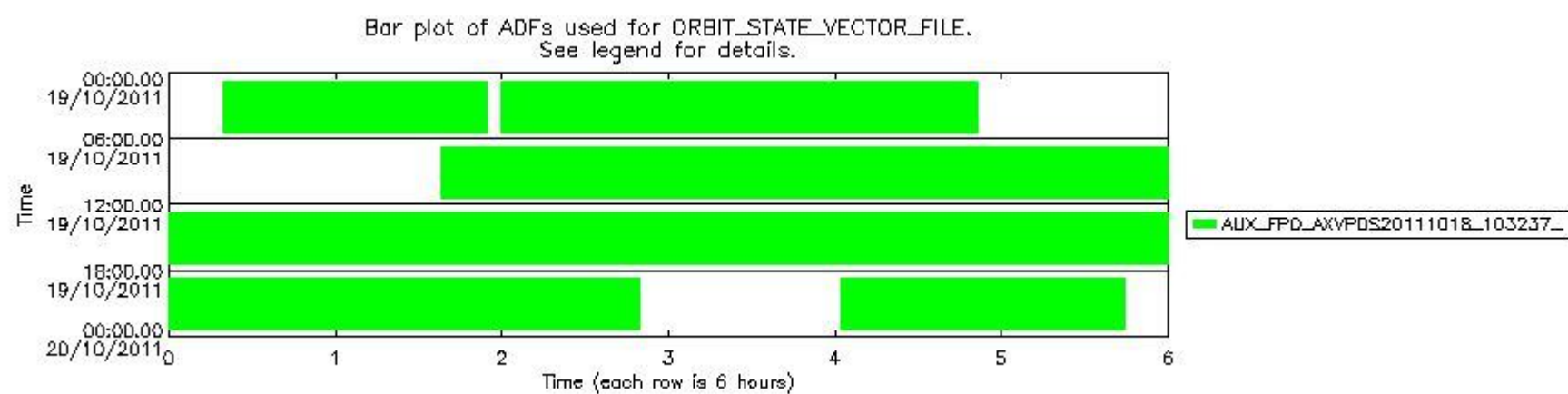
- A table showing which ADFs were used for processing (red values indicate that multiple ADFs of the same type were used)
- Various time line plots, one for each ADF, showing when and which ADF was used.

If multiple ADFs of a single type were used, these are marked **red** in the table.

Number	ADF
	<b>CN0 (LEVEL_0_CONFIGURATION_FILE)</b>
0	AUX_CN0_AXVPDS20020123_121901_20020101_000000_20200101_000000
	<b>FPO (ORBIT_STATE_VECTOR_FILE)</b>
1	AUX_FPO_AXVPDS20111018_103237_20111017_182648_20111027_204032



sciamachy\_daily\_report\_level0\_KSPT\_L0\_4504\_N\_20111019\_7.PNG



sciamachy\_daily\_report\_level0\_KSPT\_L0\_4504\_N\_20111019\_8.PNG

