

0. SCIAMACHY Daily Report for Level 0 products

[0.1 General Info](#)

[0.2 Product Quality Indicators](#)

[0.3 State monitoring](#)

[0.4 ADF monitoring](#)

0.1 General Info

This report contains a daily analysis on parameters extracted from SCIAMACHY Level 0 data (the SCI_NL__0P product).

0.1.1 Report summary

The table below shows general characteristics of the data that are included into this report.

Item	Value
Report version	v1.4 20100407
Time of report generation	13OCT2011 03:12:36
Data source version	KSPT_L0/4504-N
Processing scope for products	06OCT2011 00:00:00 to 07OCT2011 00:00:00
Start time of first product within scope	06OCT2011 01:34:36
Stop time of last product within scope	07OCT2011 01:00:55
Total number of Level 0 products	14
Number of Level 0 products with errors	3

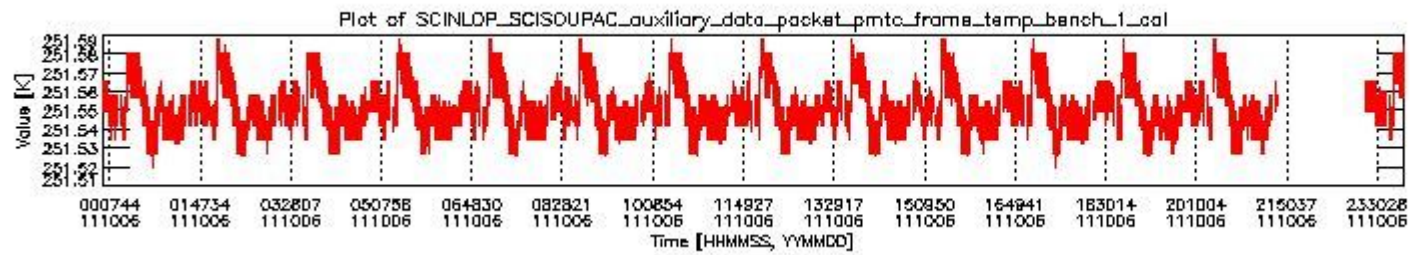
0.1.2 Summary per product

The following table shows a summary for each product used in this report.

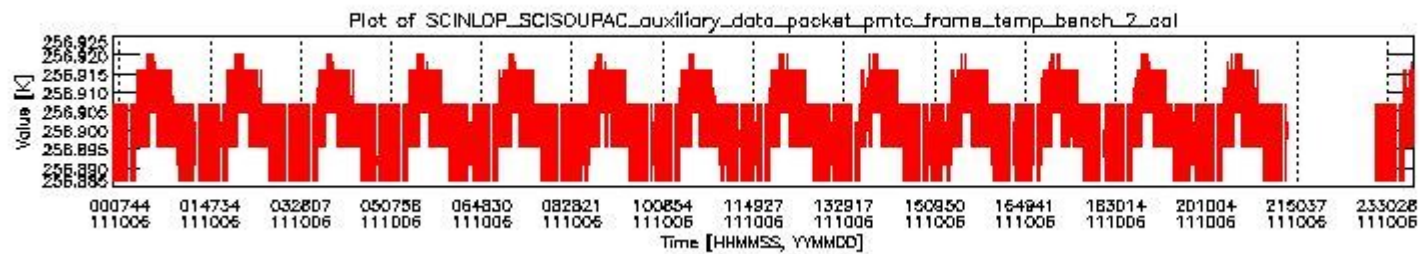
#	Product name	Start time	Stop time	Prod err	ISP err sign	ISP miss sign	ISP disc sign	rs sign
0	SCI_NL__OPNPDE20111006_013436_000043423107_00189_50203_7277.N1	06OCT2011 01:34:36	06OCT2011 02:46:58	0	0	0	0	0
1	SCI_NL__OPNPDE20111006_024604_000062063107_00190_50204_7278.N1	06OCT2011 02:46:04	06OCT2011 04:29:30	0	0	0	0	0
2	SCI_NL__OPNPDE20111006_042821_000060153107_00191_50205_7279.N1	06OCT2011 04:28:21	06OCT2011 06:08:36	0	0	0	0	0
3	SCI_NL__OPNPDK20111006_060836_000041193107_00192_50206_6009.N1	06OCT2011 06:08:36	06OCT2011 07:17:15	0	0	0	0	0
4	SCI_NL__OPNPDK20111006_071715_000060693107_00193_50207_6010.N1	06OCT2011 07:17:15	06OCT2011 08:58:24	0	0	0	0	0
5	SCI_NL__OPNPDK20111006_085715_000060293107_00194_50208_6011.N1	06OCT2011 08:57:15	06OCT2011 10:37:44	0	0	0	0	0
6	SCI_NL__OPNPDK20111006_103635_000060143107_00195_50209_6012.N1	06OCT2011 10:36:35	06OCT2011 12:16:50	1	1	0	0	0
7	SCI_NL__OPNPDK20111006_121447_000060143107_00196_50210_6013.N1	06OCT2011 12:14:47	06OCT2011 13:55:02	0	0	0	0	0
8	SCI_NL__OPNPDK20111006_135407_000058773107_00197_50211_6014.N1	06OCT2011 13:54:07	06OCT2011 15:32:05	0	0	0	0	0
9	SCI_NL__OPNPDK20111006_153205_000057983107_00198_50212_6015.N1	06OCT2011 15:32:05	06OCT2011 17:08:43	1	0	1	0	0
10	SCI_NL__OPNPDK20111006_170625_000061253107_00199_50213_6016.N1	06OCT2011 17:06:25	06OCT2011 18:48:30	1	1	0	0	0
11	SCI_NL__OPNPDK20111006_184639_000059593107_00200_50214_6017.N1	06OCT2011 18:46:39	06OCT2011 20:25:58	0	0	0	0	0
12	SCI_NL__OPNPDE20111006_202504_000044333107_00201_50215_7280.N1	06OCT2011 20:25:04	06OCT2011 21:38:58	0	0	0	0	0
13	SCI_NL__OPNPDE20111006_231828_000061473107_00202_50216_7282.N1	06OCT2011 23:18:28	07OCT2011 01:00:55	0	0	0	0	0

0.2 Product Quality Indicators

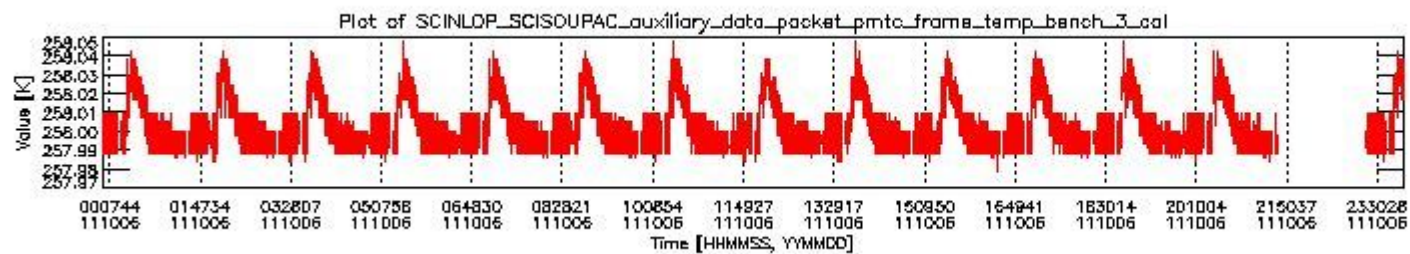
This section shows information about product quality, currently temperatures.



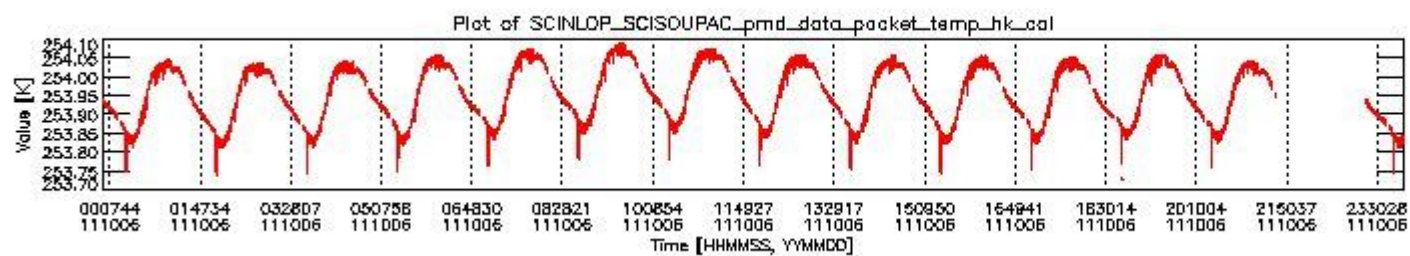
sciamachy_daily_report_level0_KSPT_L0_4504_N_20111006_0.PNG



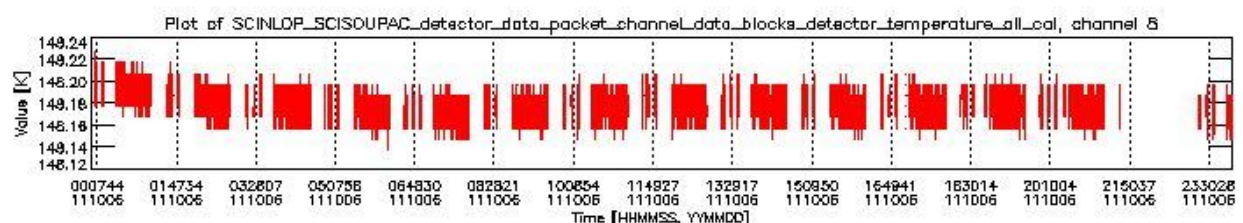
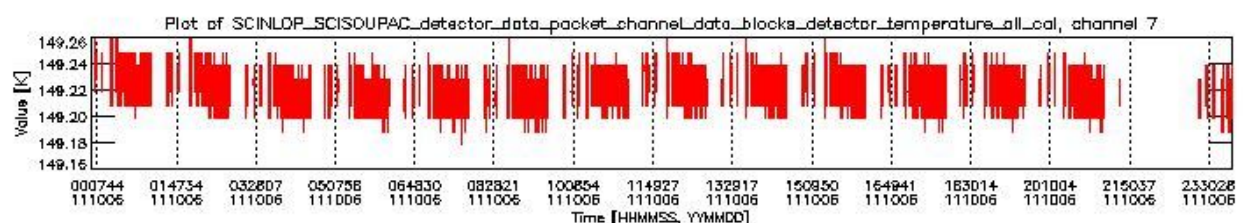
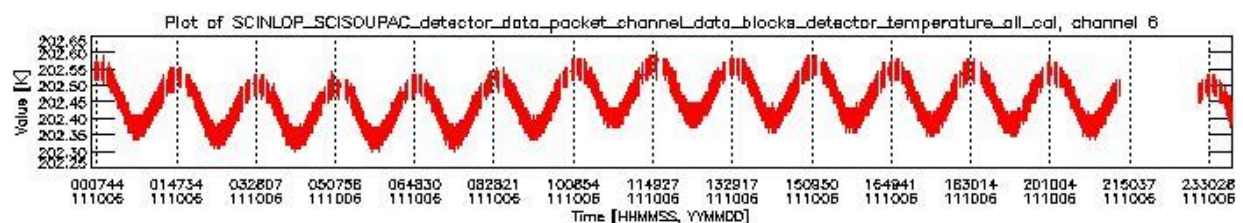
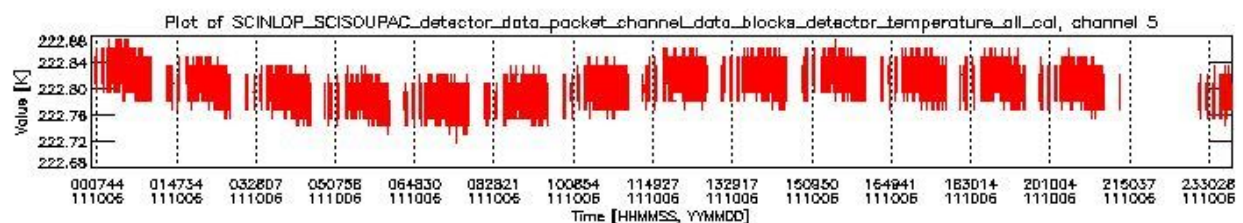
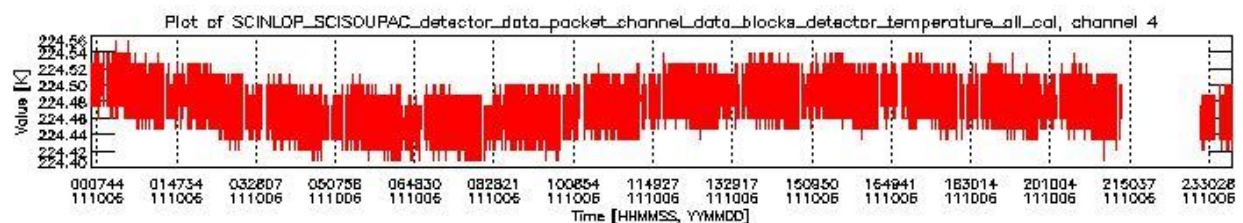
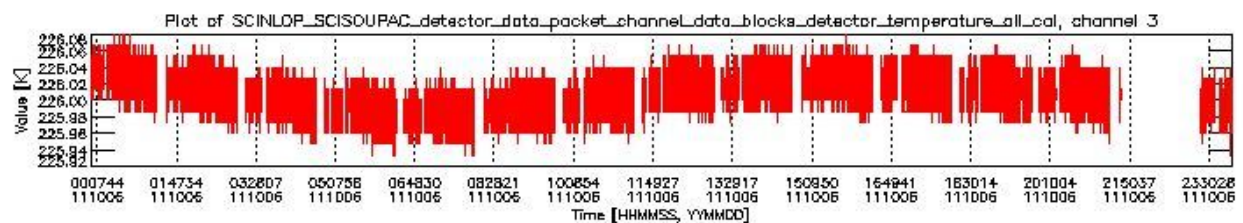
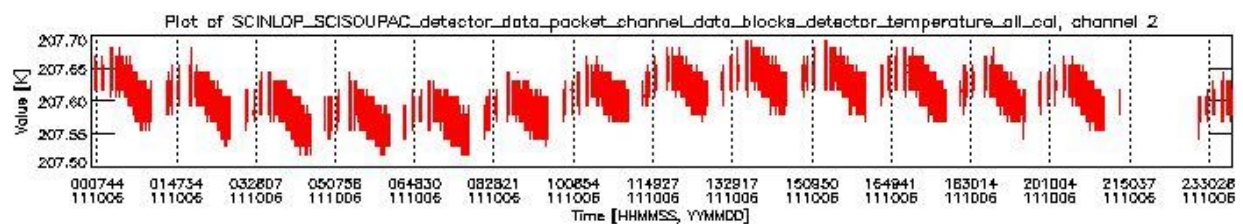
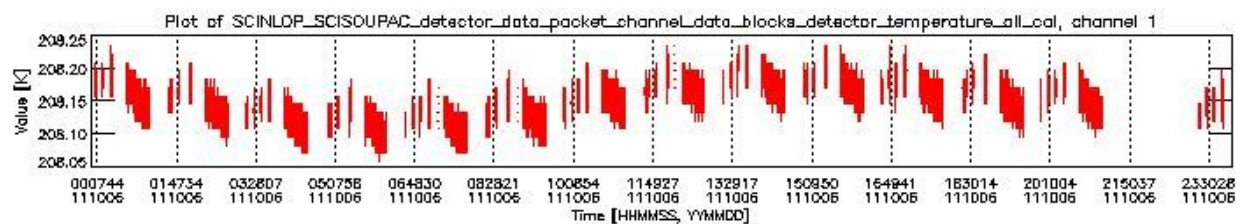
sciamachy_daily_report_level0_KSPT_L0_4504_N_20111006_1.PNG



sciamachy_daily_report_level0_KSPT_L0_4504_N_20111006_2.PNG



sciamachy_daily_report_level0_KSPT_L0_4504_N_20111006_3.PNG

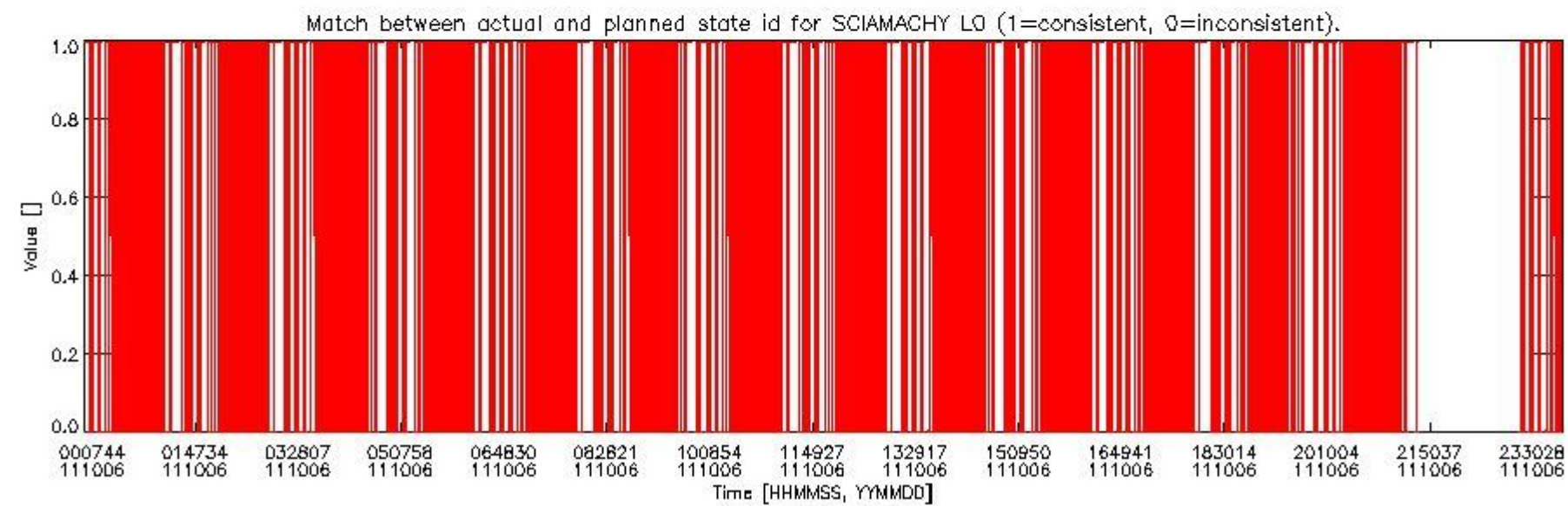
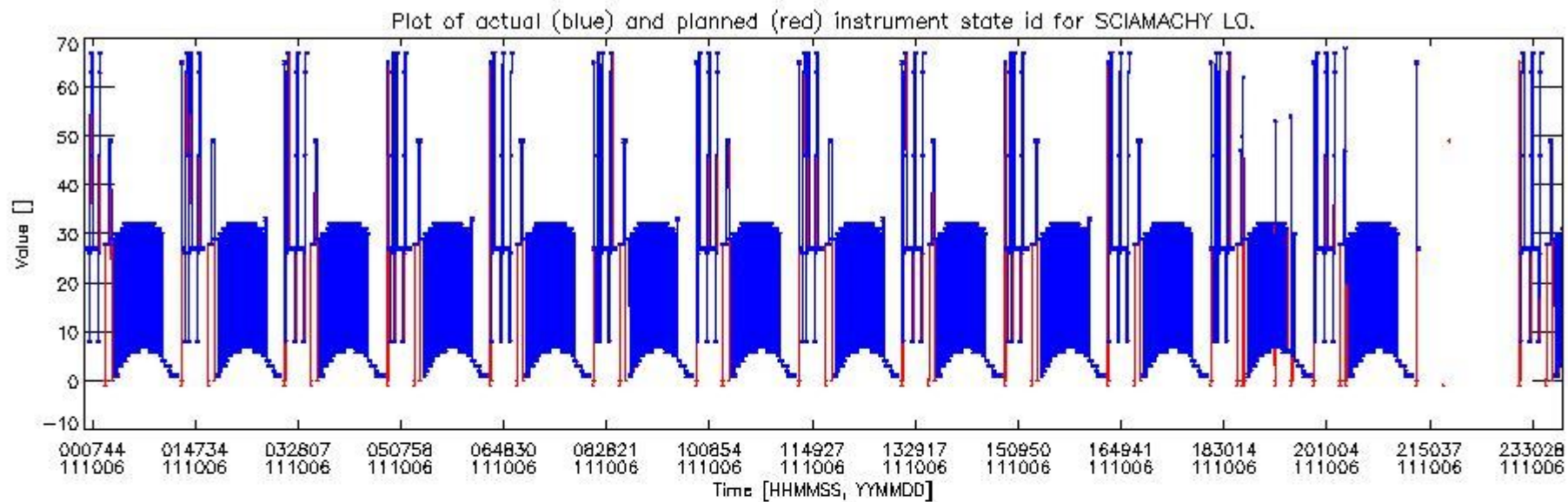


0.3 State monitoring

The following section shows a comparison of modelled instrument state (as calculated by the DMOP planning files and using CTI tables to derive state) and the measured state variables from the L0 product (the SCINL0P_SCISOUPAC_state_id variable).

Total number of faults: **49318**

#	Actual time	Actual value	Planned time	Planned value
0	06OCT2011 00:04:26.491353	8	06OCT2011 00:04:26.491353	27
1	06OCT2011 00:04:27.116353	8	06OCT2011 00:04:27.116353	27
2	06OCT2011 00:04:27.616353	8	06OCT2011 00:04:27.616353	27
3	06OCT2011 00:04:28.116353	8	06OCT2011 00:04:28.116353	27
4	06OCT2011 00:04:28.616353	8	06OCT2011 00:04:28.616353	27
5	06OCT2011 00:04:29.116353	8	06OCT2011 00:04:29.116353	27
6	06OCT2011 00:04:29.616353	8	06OCT2011 00:04:29.616353	27
7	06OCT2011 00:04:30.116353	8	06OCT2011 00:04:30.116353	27
8	06OCT2011 00:04:30.616353	8	06OCT2011 00:04:30.616353	27
9	06OCT2011 00:04:31.116353	8	06OCT2011 00:04:31.116353	27
10	06OCT2011 00:04:31.491353	8	06OCT2011 00:04:31.491353	27
11	06OCT2011 00:04:31.616353	8	06OCT2011 00:04:31.616353	27
12	06OCT2011 00:04:32.116353	8	06OCT2011 00:04:32.116353	27
13	06OCT2011 00:04:32.616353	8	06OCT2011 00:04:32.616353	27
14	06OCT2011 00:04:33.116353	8	06OCT2011 00:04:33.116353	27
15	06OCT2011 00:04:33.616353	8	06OCT2011 00:04:33.616353	27
16	06OCT2011 00:04:34.116353	8	06OCT2011 00:04:34.116353	27
17	06OCT2011 00:04:34.616353	8	06OCT2011 00:04:34.616353	27
18	06OCT2011 00:04:35.116353	8	06OCT2011 00:04:35.116353	27
19	06OCT2011 00:04:35.616353	8	06OCT2011 00:04:35.616353	27
...

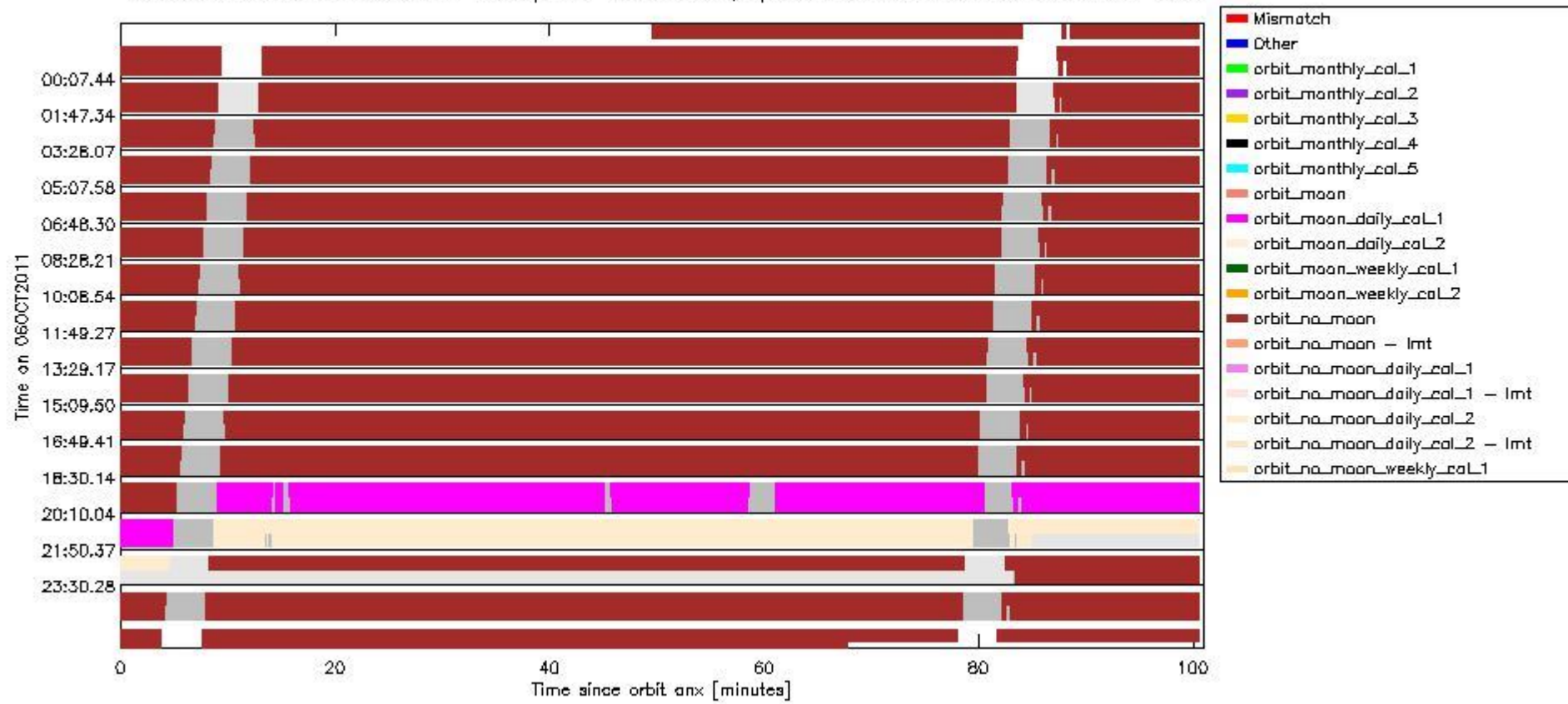


sciamachy_daily_report_level0_KSPT_L0_4504_N_20111006_5.PNG

This section gives an analysis of the DMOP execution. The execution is monitored by assigning various activities to timeline sequences found in the DMOP file, and by checking where "NEW" datasets are available in SCI_NL__1P products.

The following plot gives an overview of planned activities and actual state IDs in the Level 0 products. The planning is taken from the DMOP files, and interpreted using information from OSDF files.

Bar plot of planned DMOP activities and new calibration data for SCIAMACHY.
 Each row indicates an orbit. A light gray colour indicates the time span of 06OCT2011.
 A medium gray color indicates the time span of available SCI_NL_1P products for this day.
 The remaining colours indicate planned activities and/or special measurements.
 Planned activities are shown on the top half of each row, special measurements on the bottom half.



sciamachy_daily_report_level0_KSPT_L0_4504_N_20111006_6.PNG

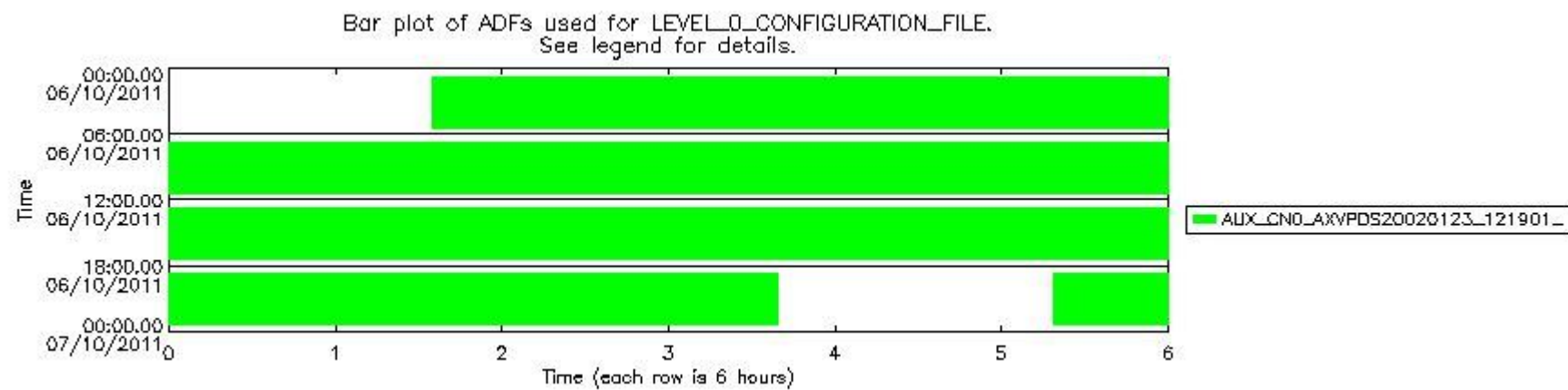
0.4 ADF monitoring

This section shows the (variation in) ADFs used for each of the products. It consists of:

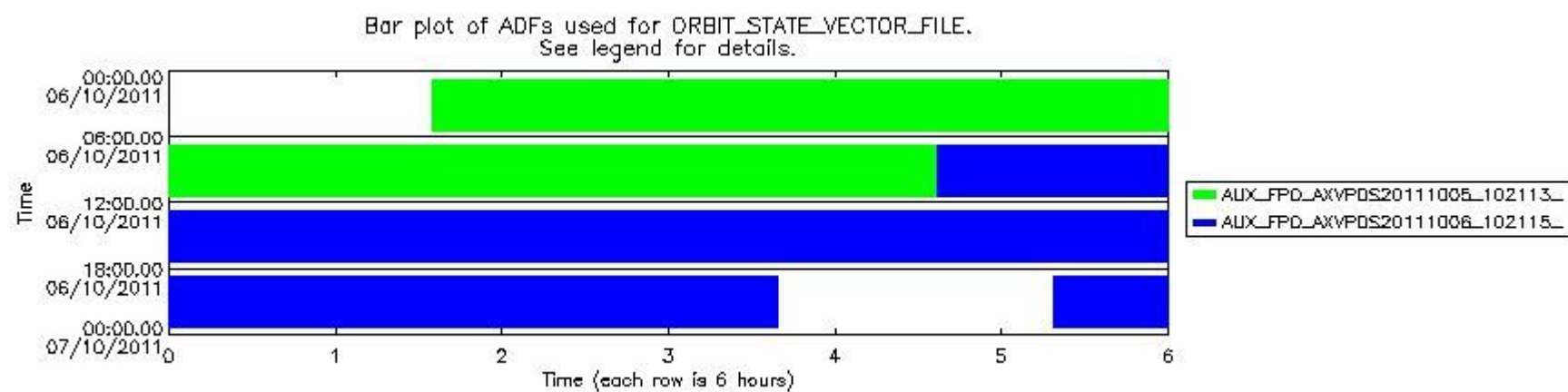
- A table showing which ADFs were used for processing (red values indicate that multiple ADFs of the same type were used)
- Various time line plots, one for each ADF, showing when and which ADF was used.

If multiple ADFs of a single type were used, these are marked **red** in the table.

Number	ADF
	CN0 (LEVEL_0_CONFIGURATION_FILE)
0	AUX_CN0_AXVPDS20020123_121901_20020101_000000_20200101_000000
	FPO (ORBIT_STATE_VECTOR_FILE)
1	AUX_FPO_AXVPDS20111005_102113_20111004_194332_20111014_201702
2	AUX_FPO_AXVPDS20111006_102115_20111005_190648_20111015_212031



sciamachy_daily_report_level0_KSPT_L0_4504_N_20111006_7.PNG



sciamachy_daily_report_level0_KSPT_L0_4504_N_20111006_8.PNG

