

0. SCIAMACHY Daily Report for Level 0 products

[0.1 General Info](#)

[0.2 Product Quality Indicators](#)

[0.3 State monitoring](#)

[0.4 ADF monitoring](#)

0.1 General Info

This report contains a daily analysis on parameters extracted from SCIAMACHY Level 0 data (the SCI_NL__0P product).

0.1.1 Report summary

The table below shows general characteristics of the data that are included into this report.

Item	Value
Report version	v1.4 20100407
Time of report generation	14SEP2010 02:16:32
Data source version	<Any version>
Processing scope for products	07SEP2010 00:00:00 to 08SEP2010 00:00:00
Start time of first product within scope	07SEP2010 01:26:49
Stop time of last product within scope	08SEP2010 00:58:55
Total number of Level 0 products	15
Number of Level 0 products with errors	0

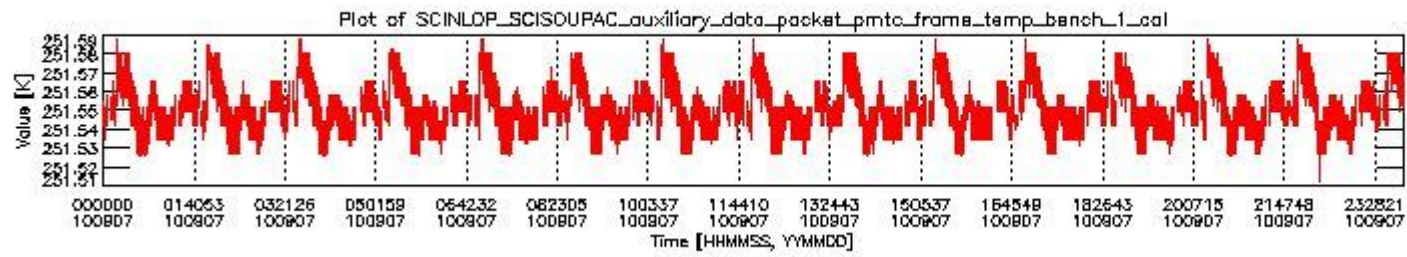
0.1.2 Summary per product

The following table shows a summary for each product used in this report.

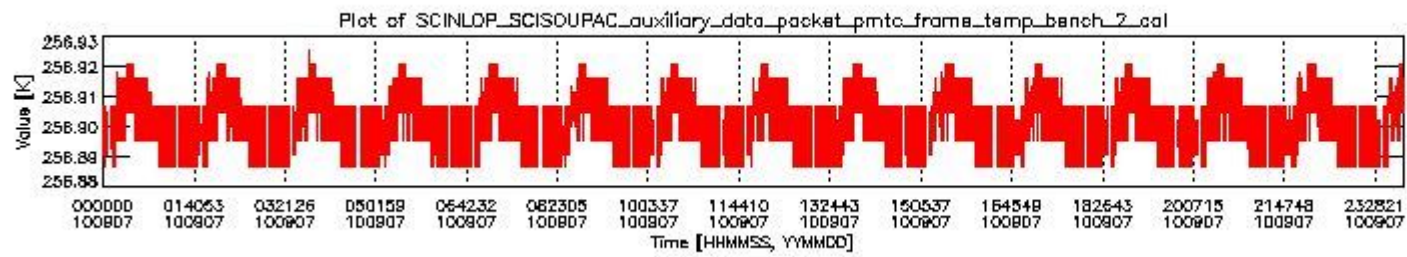
#	Product name	Start time	Stop time	Prod err	ISP err sign	ISP miss sign	ISP disc sign	rs sign
0	SCI_NL__OPNPDE20100907_012649_000043862092_00403_44545_2291.N1	07SEP2010 01:26:49	07SEP2010 02:39:56	0	0	0	0	0
1	SCI_NL__OPNPDE20100907_023956_000061612092_00404_44546_2292.N1	07SEP2010 02:39:56	07SEP2010 04:22:36	0	0	0	0	0
2	SCI_NL__OPNPDE20100907_042128_000060492092_00405_44547_2293.N1	07SEP2010 04:21:28	07SEP2010 06:02:17	0	0	0	0	0
3	SCI_NL__OPNPDK20100907_060217_000041572092_00406_44548_2404.N1	07SEP2010 06:02:17	07SEP2010 07:11:34	0	0	0	0	0
4	SCI_NL__OPNPDK20100907_071039_000061052092_00407_44549_2405.N1	07SEP2010 07:10:39	07SEP2010 08:52:24	0	0	0	0	0
5	SCI_NL__OPNPDK20100907_085224_000059682092_00408_44550_2406.N1	07SEP2010 08:52:24	07SEP2010 10:31:51	0	0	0	0	0
6	SCI_NL__OPNPDK20100907_103151_000059802092_00409_44551_2407.N1	07SEP2010 10:31:51	07SEP2010 12:11:32	0	0	0	0	0
7	SCI_NL__OPNPDK20100907_121023_000059682092_00410_44552_2408.N1	07SEP2010 12:10:23	07SEP2010 13:49:51	0	0	0	0	0
8	SCI_NL__OPNPDK20100907_134951_000058562092_00411_44553_2409.N1	07SEP2010 13:49:51	07SEP2010 15:27:27	0	0	0	0	0
9	SCI_NL__OPNPDK20100907_152631_000059682092_00412_44554_2410.N1	07SEP2010 15:26:31	07SEP2010 17:05:59	0	0	0	0	0
10	SCI_NL__OPNPDK20100907_170355_000058892092_00413_44555_2411.N1	07SEP2010 17:03:55	07SEP2010 18:42:04	0	0	0	0	0
11	SCI_NL__OPNPDK20100907_184123_000061332092_00414_44556_2412.N1	07SEP2010 18:41:23	07SEP2010 20:23:36	0	0	0	0	0
12	SCI_NL__OPNPDE20100907_202240_000042872092_00415_44557_2294.N1	07SEP2010 20:22:40	07SEP2010 21:34:07	0	0	0	0	0
13	SCI_NL__OPNPDE20100907_213407_000061352092_00415_44557_2295.N1	07SEP2010 21:34:07	07SEP2010 23:16:22	0	0	0	0	0
14	SCI_NL__OPNPDE20100907_231535_000062012092_00416_44558_2296.N1	07SEP2010 23:15:35	08SEP2010 00:58:55	0	0	0	0	0

0.2 Product Quality Indicators

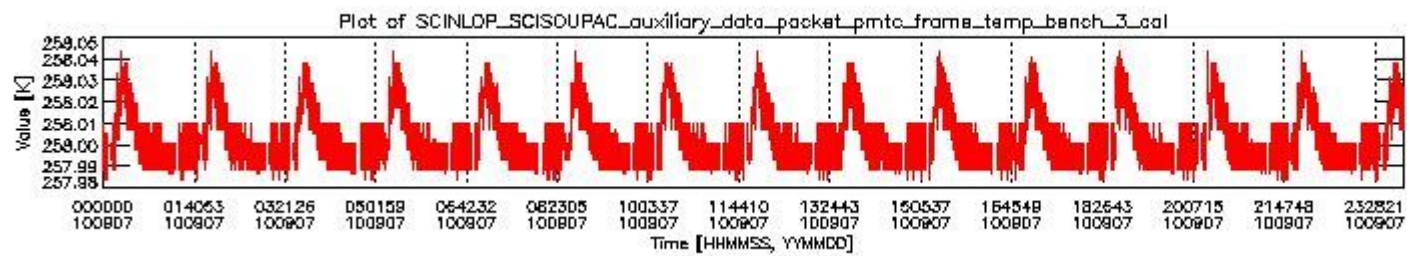
This section shows information about product quality, currently temperatures.



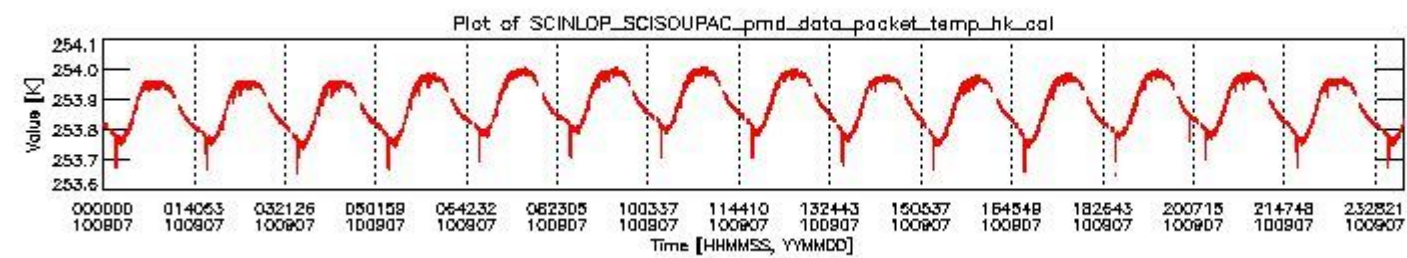
sciamachy_daily_report_level0_Any_version_20100907_0.PNG



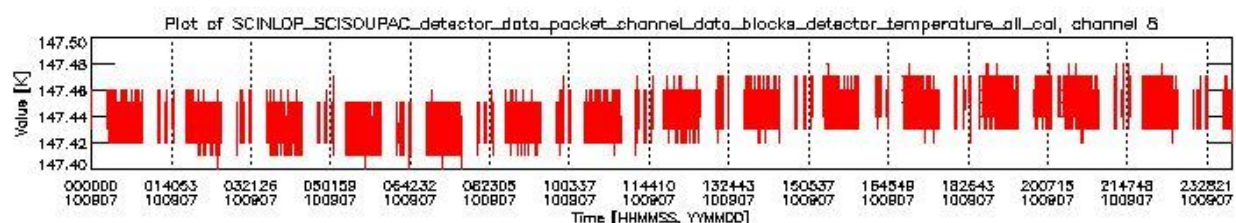
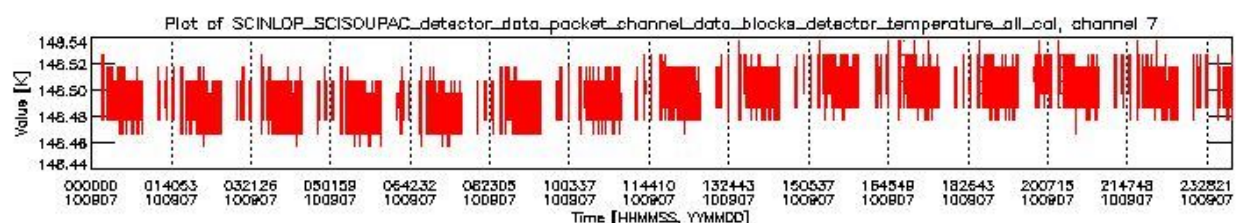
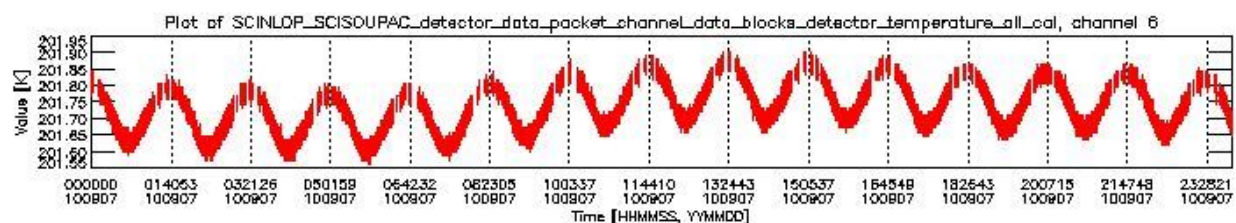
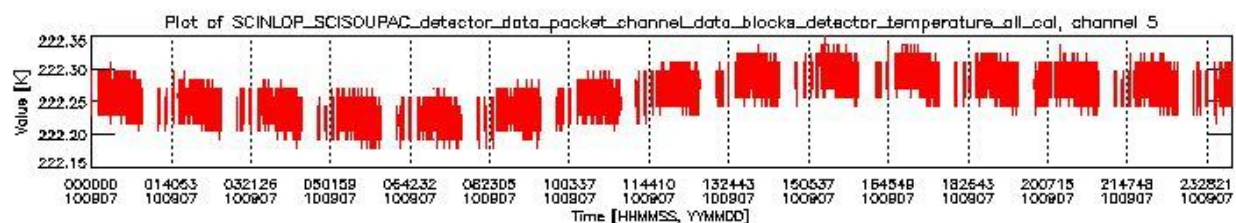
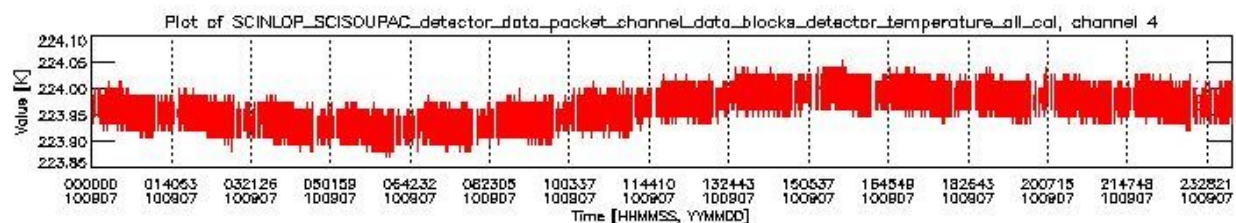
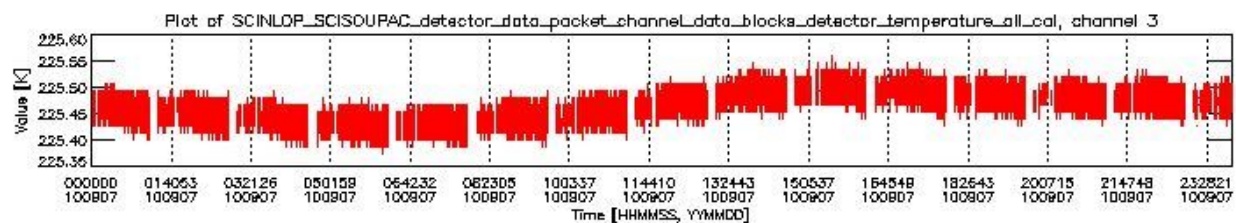
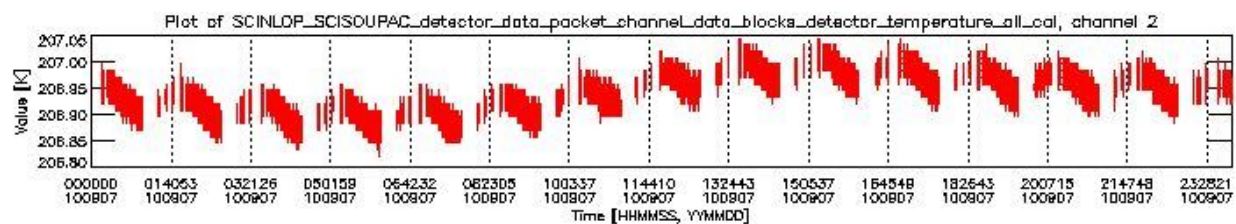
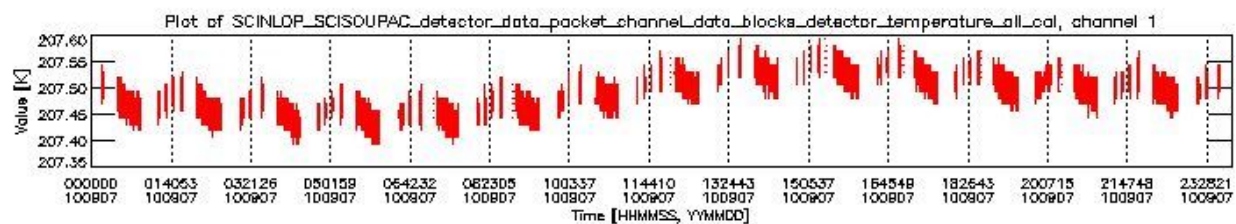
sciamachy_daily_report_level0_Any_version_20100907_1.PNG



sciamachy_daily_report_level0_Any_version_20100907_2.PNG



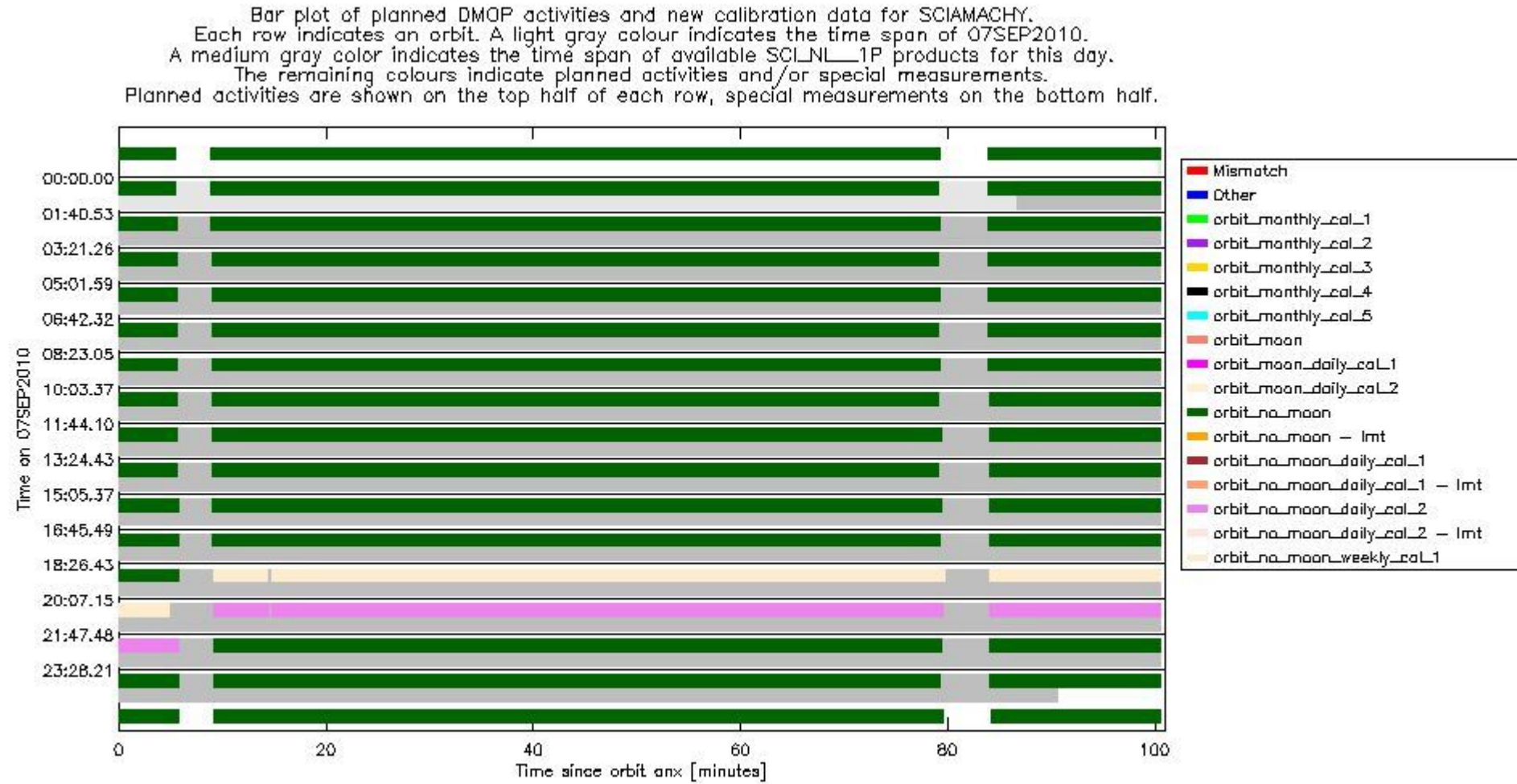
sciamachy_daily_report_level0_Any_version_20100907_3.PNG



0.3 State monitoring

No instrument tracking information available. This section gives an analysis of the DMOP execution. The execution is monitored by assigning various activities to timeline sequences found in the DMOP file, and by checking where "NEW" datasets are available in SCI_NL__1P products.

The following plot gives an overview of planned activities and actual state IDs in the Level 0 products. The planning is taken from the DMOP files, and interpreted using information from OSDF files.



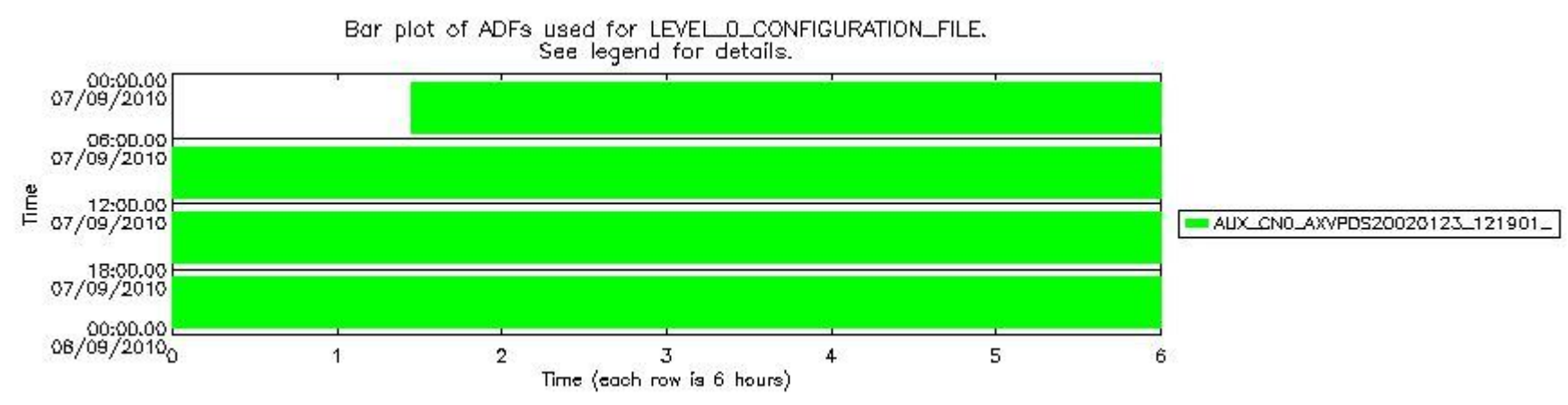
0.4 ADF monitoring

This section shows the (variation in) ADFs used for each of the products. It consists of:

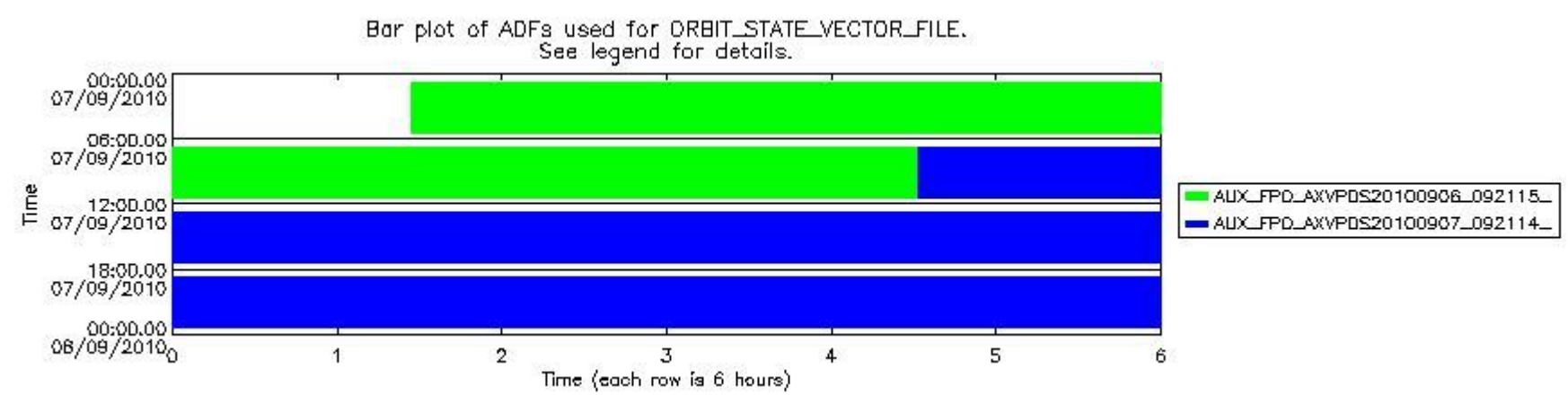
- A table showing which ADFs were used for processing (red values indicate that multiple ADFs of the same type were used)
- Various time line plots, one for each ADF, showing when and which ADF was used.

If multiple ADFs of a single type were used, these are marked **red** in the table.

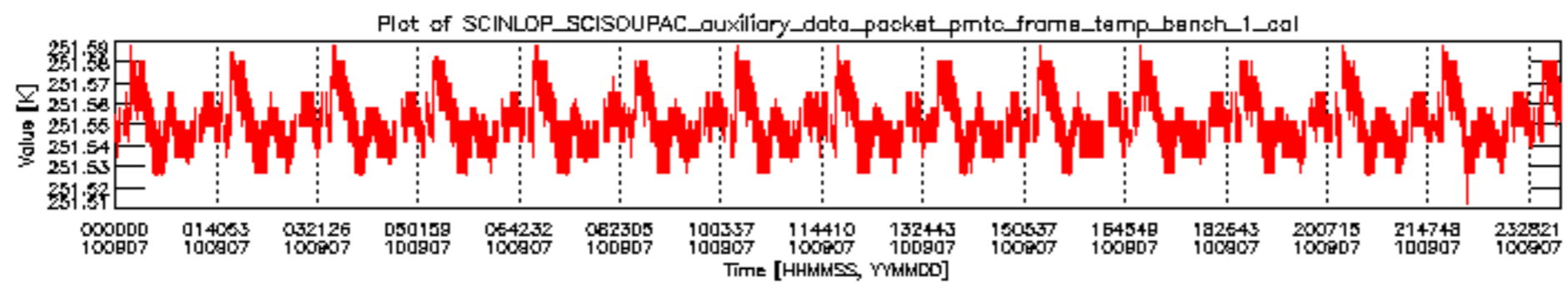
Number	ADF
	CNO (LEVEL_0_CONFIGURATION_FILE)
0	AUX_CNO_AXVPDS20020123_121901_20020101_000000_20200101_000000
	FPO (ORBIT_STATE_VECTOR_FILE)
1	AUX_FPO_AXVPDS20100906_092115_20100905_192954_20100915_205607
2	AUX_FPO_AXVPDS20100907_092114_20100906_185817_20100916_202430

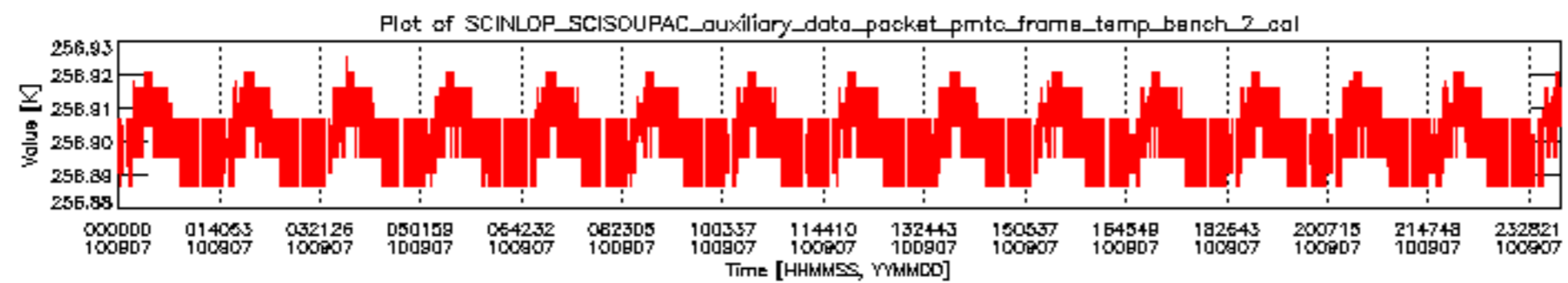


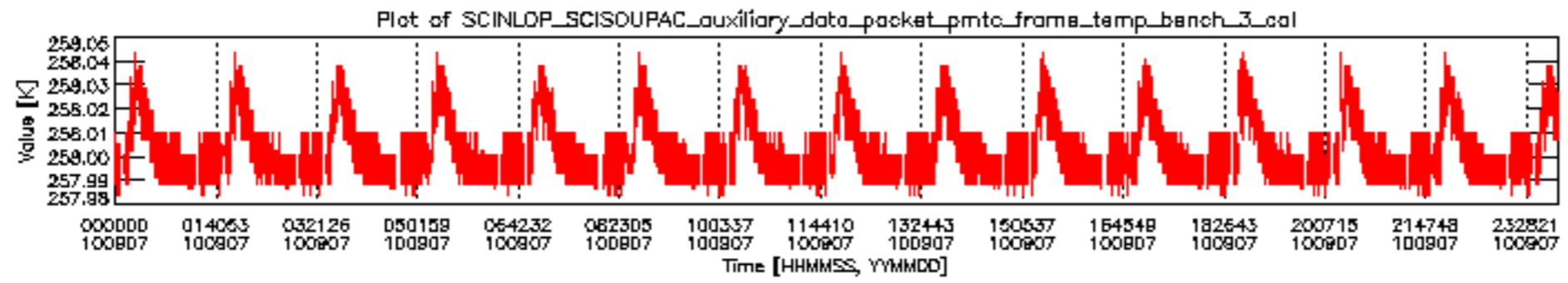
sciamachy_daily_report_level0_Any_version_20100907_6.PNG

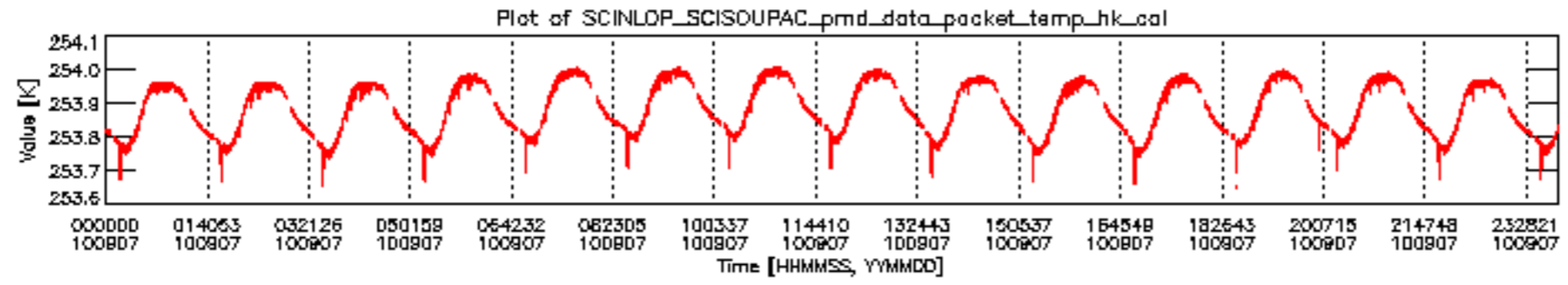


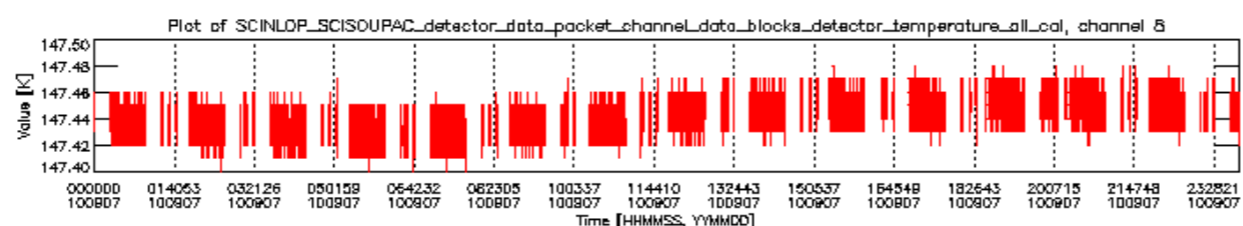
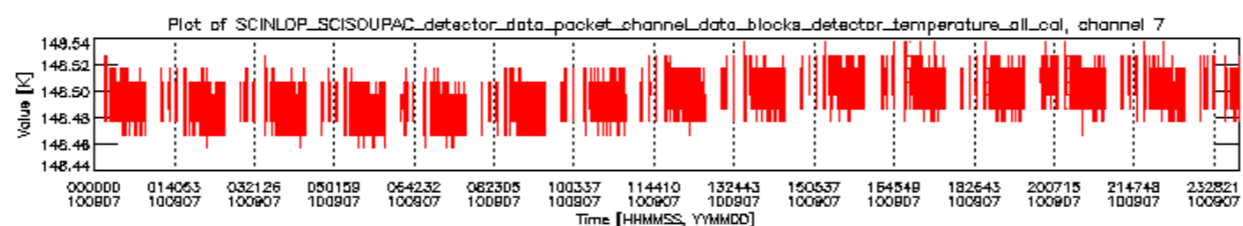
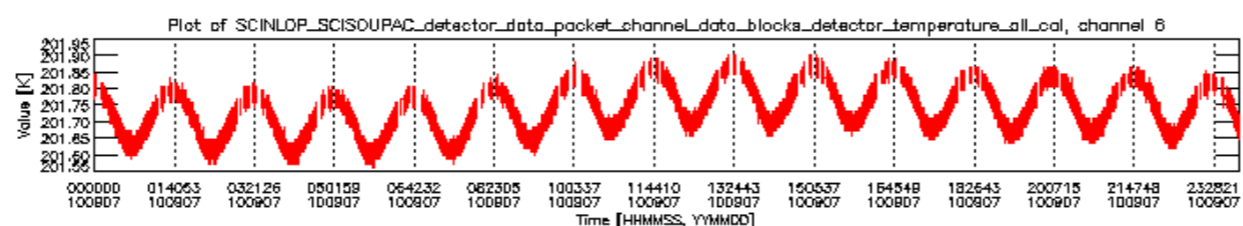
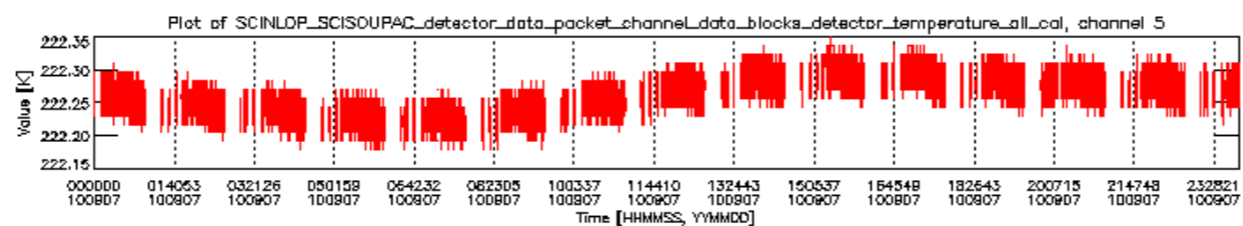
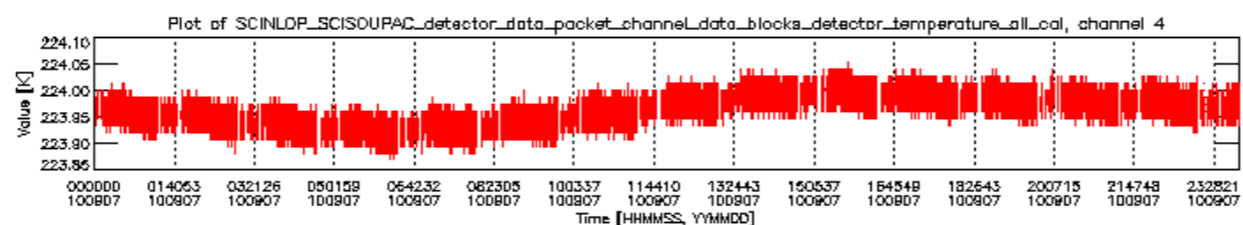
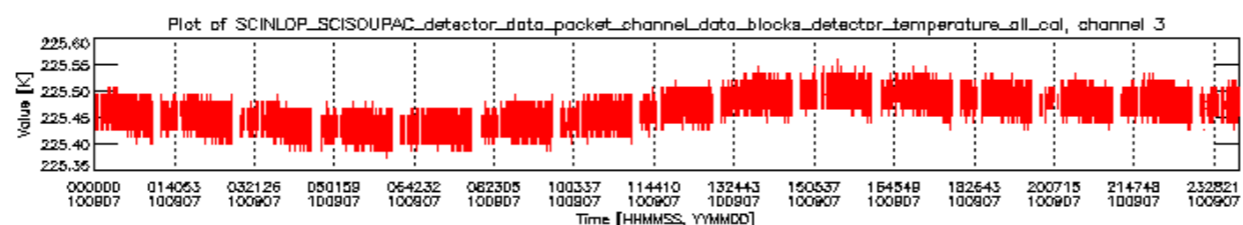
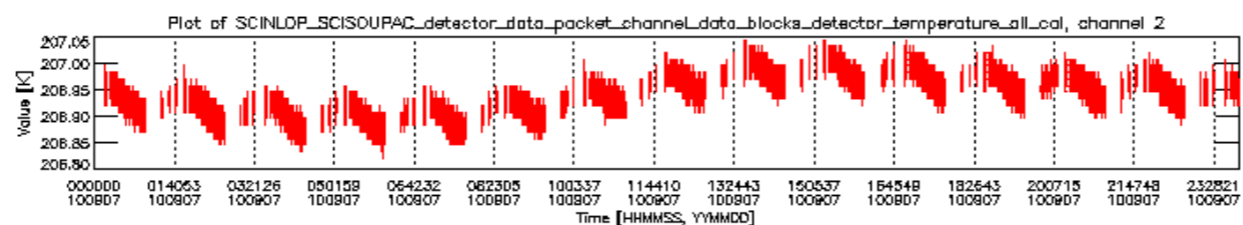
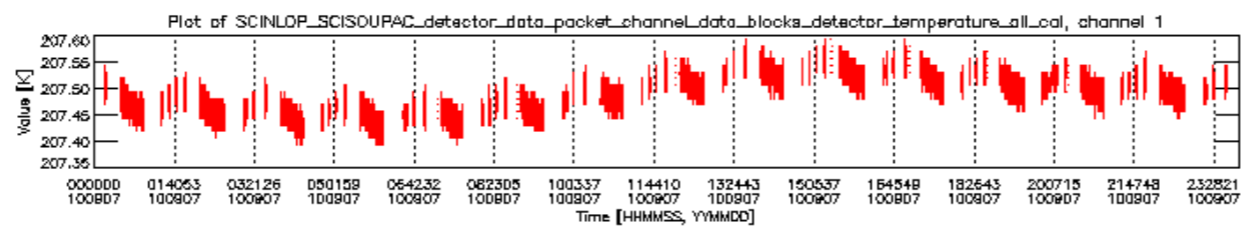
sciamachy_daily_report_level0_Any_version_20100907_7.PNG











Bar plot of planned DMOP activities and new calibration data for SCIAMACHY.
 Each row indicates an orbit. A light gray colour indicates the time span of 07SEP2010.
 A medium gray color indicates the time span of available SCI_NL_1P products for this day.
 The remaining colours indicate planned activities and/or special measurements.
 Planned activities are shown on the top half of each row, special measurements on the bottom half.

