

## 0. SCIAMACHY Daily Report for Level 0 products

### [0.1 General Info](#)

### [0.2 Product Quality Indicators](#)

### [0.3 State monitoring](#)

### [0.4 ADF monitoring](#)

## 0.1 General Info

This report contains a daily analysis on parameters extracted from SCIAMACHY Level 0 data (the SCI\_NL\_\_0P product).

### 0.1.1 Report summary

The table below shows general characteristics of the data that are included into this report.

Item	Value
Report version	v1.4 20100407
Time of report generation	08SEP2010 02:36:17
Data source version	<Any version>
Processing scope for products	01SEP2010 00:00:00 to 02SEP2010 00:00:00
Start time of first product within scope	01SEP2010 01:16:44
Stop time of last product within scope	02SEP2010 00:46:42
Total number of Level 0 products	14
Number of Level 0 products with errors	1

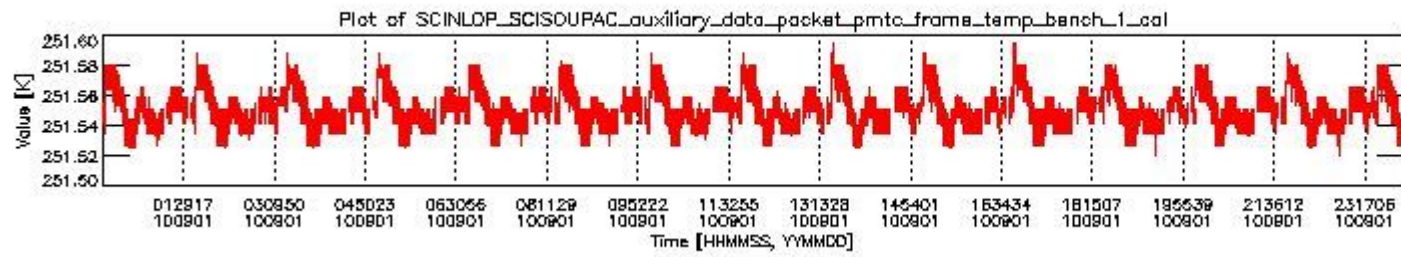
### 0.1.2 Summary per product

The following table shows a summary for each product used in this report.

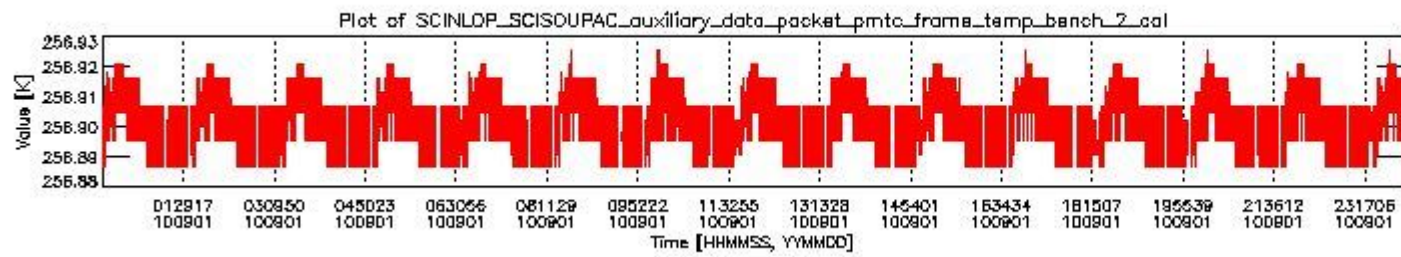
#	Product name	Start time	Stop time	Prod err	ISP err sign	ISP miss sign	ISP disc sign	rs sign
0	SCI_NL__OPNPDE20100901_011644_000094812092_00317_44459_2248.N1	01SEP2010 01:16:44	01SEP2010 03:54:45	0	0	0	0	0
1	SCI_NL__OPNPDE20100901_035349_000071012092_00319_44461_2249.N1	01SEP2010 03:53:49	01SEP2010 05:52:09	0	0	0	0	0
2	SCI_NL__OPNPDE20100901_055209_000061482092_00320_44462_2250.N1	01SEP2010 05:52:09	01SEP2010 07:34:38	0	0	0	0	0
3	SCI_NL__OPNPDK20100901_073342_000039212092_00321_44463_2353.N1	01SEP2010 07:33:42	01SEP2010 08:39:03	0	0	0	0	0
4	SCI_NL__OPNPDK20100901_083807_000061482092_00322_44464_2354.N1	01SEP2010 08:38:07	01SEP2010 10:20:35	0	0	0	0	0
5	SCI_NL__OPNPDK20100901_102035_000059802092_00323_44465_2355.N1	01SEP2010 10:20:35	01SEP2010 12:00:16	0	0	0	0	0
6	SCI_NL__OPNPDK20100901_120016_000059122092_00324_44466_2356.N1	01SEP2010 12:00:16	01SEP2010 13:38:48	0	0	0	0	0
7	SCI_NL__OPNPDK20100901_133739_000058562092_00325_44467_2357.N1	01SEP2010 13:37:39	01SEP2010 15:15:15	0	0	0	0	0
8	SCI_NL__OPNPDK20100901_151311_000060362092_00326_44468_2358.N1	01SEP2010 15:13:11	01SEP2010 16:53:47	0	0	0	0	0
9	SCI_NL__OPNPDK20100901_165239_000060312092_00327_44469_2359.N1	01SEP2010 16:52:39	01SEP2010 18:33:10	0	0	0	0	0
10	SCI_NL__OPNPDK20100901_183118_000060612092_00328_44470_2360.N1	01SEP2010 18:31:18	01SEP2010 20:12:19	1	1	0	0	0
11	SCI_NL__OPNPDE20100901_201124_000043142092_00329_44471_2253.N1	01SEP2010 20:11:24	01SEP2010 21:23:17	0	0	0	0	0
12	SCI_NL__OPNPDE20100901_212154_000062522092_00329_44471_2254.N1	01SEP2010 21:21:54	01SEP2010 23:06:06	0	0	0	0	0
13	SCI_NL__OPNPDE20100901_230442_000061202092_00330_44472_2255.N1	01SEP2010 23:04:42	02SEP2010 00:46:42	0	0	0	0	0

## 0.2 Product Quality Indicators

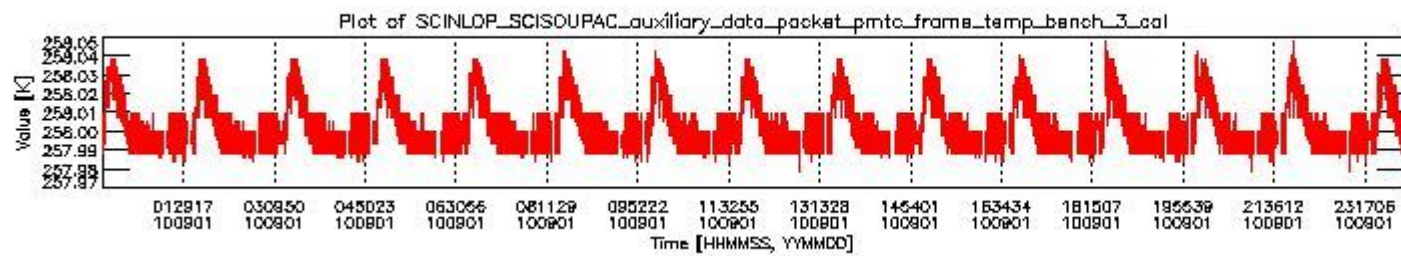
This section shows information about product quality, currently temperatures.



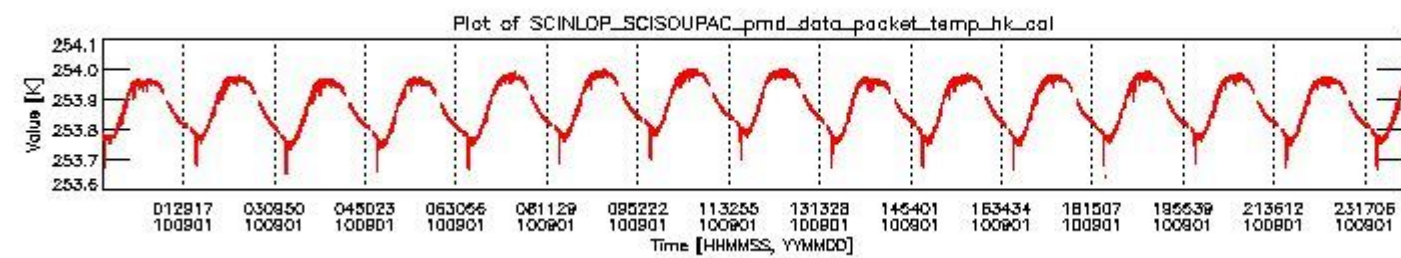
sciamachy\_daily\_report\_level0\_Any\_version\_20100901\_0.PNG



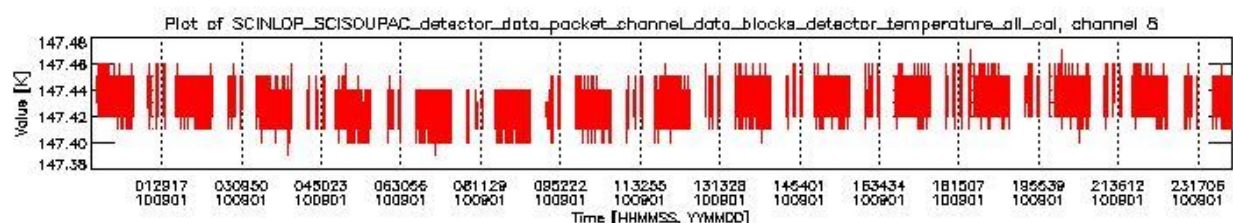
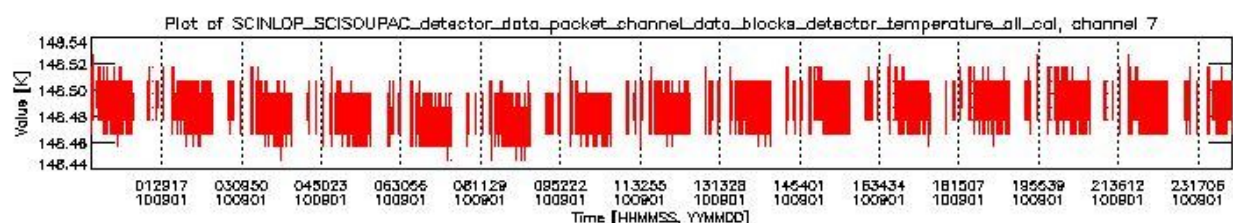
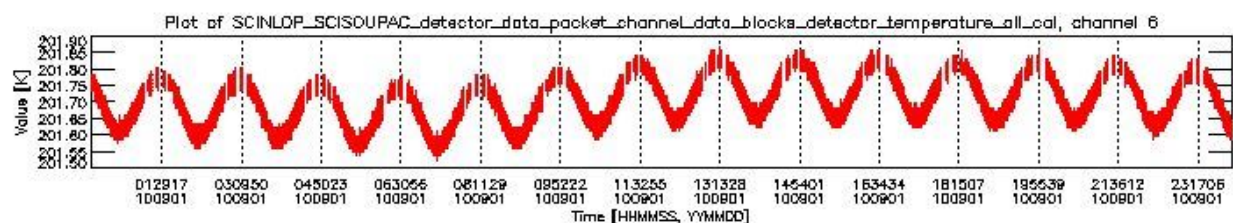
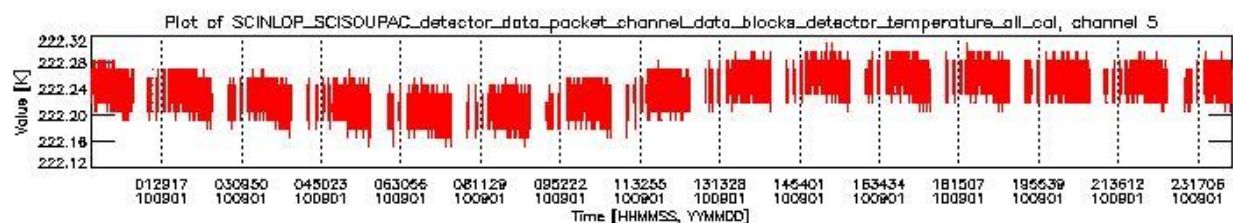
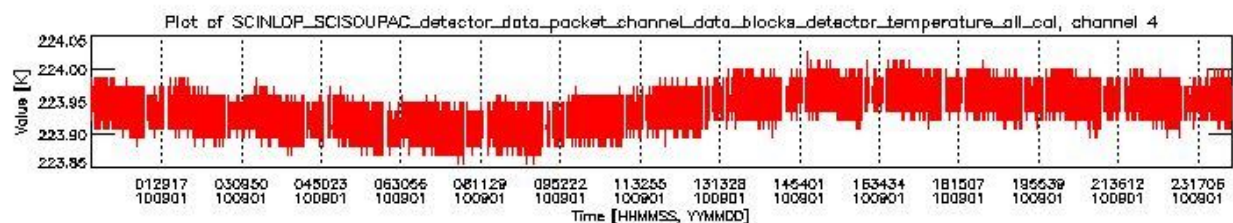
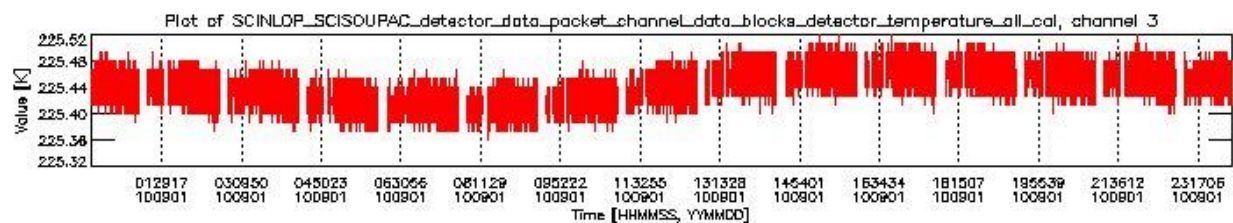
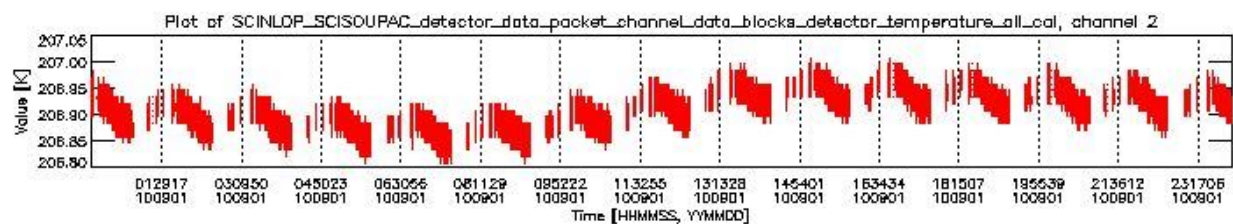
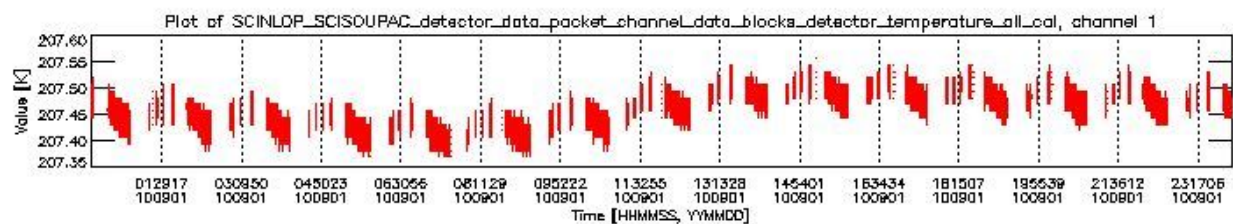
sciamachy\_daily\_report\_level0\_Any\_version\_20100901\_1.PNG



sciamachy\_daily\_report\_level0\_Any\_version\_20100901\_2.PNG



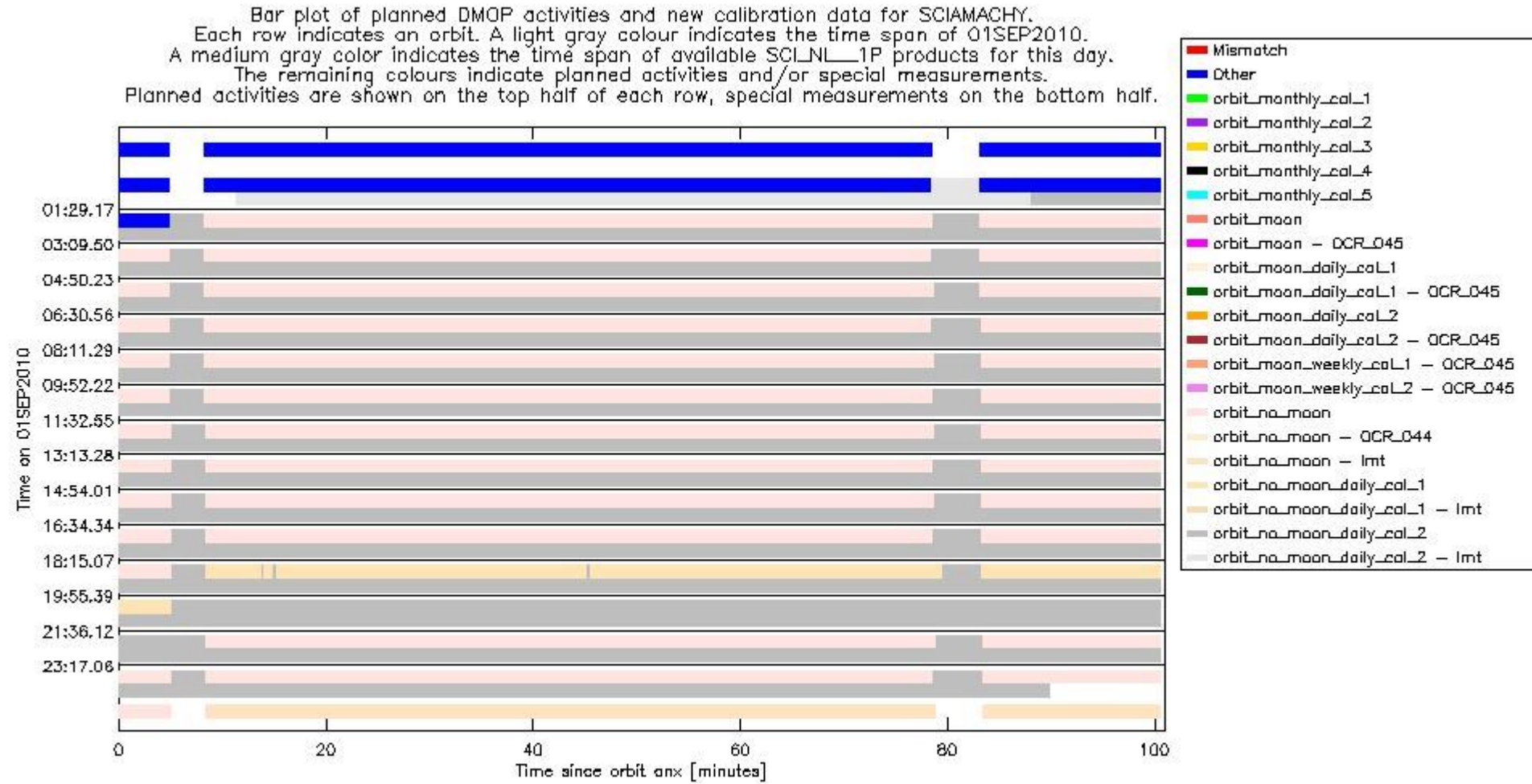
sciamachy\_daily\_report\_level0\_Any\_version\_20100901\_3.PNG



### 0.3 State monitoring

No instrument tracking information available. This section gives an analysis of the DMOP execution. The execution is monitored by assigning various activities to timeline sequences found in the DMOP file, and by checking where "NEW" datasets are available in SCI\_NL\_\_1P products.

The following plot gives an overview of planned activities and actual state IDs in the Level 0 products. The planning is taken from the DMOP files, and interpreted using information from OSDF files.



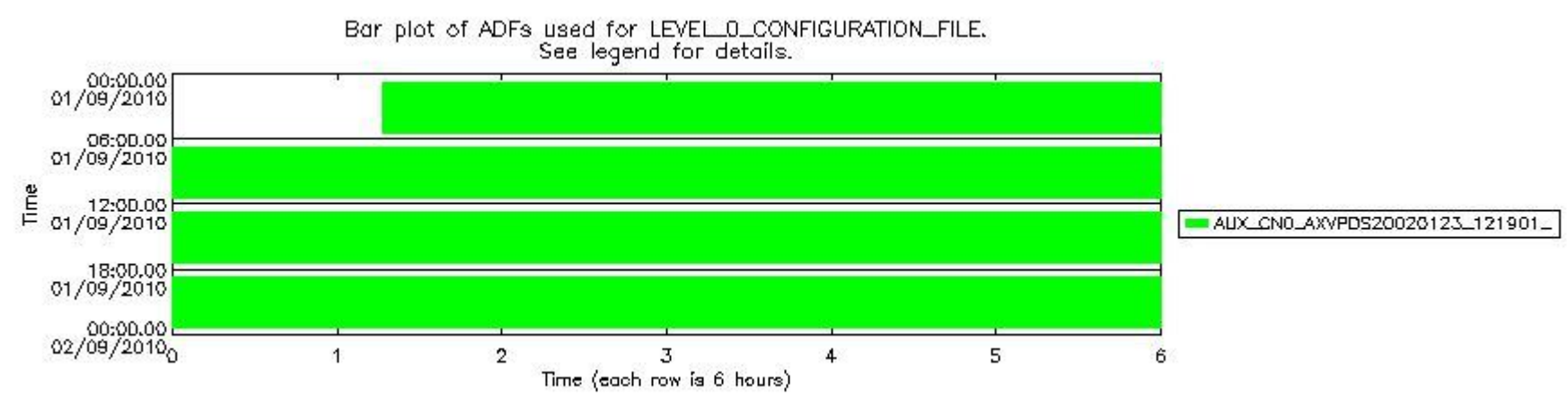
### 0.4 ADF monitoring

This section shows the (variation in) ADFs used for each of the products. It consists of:

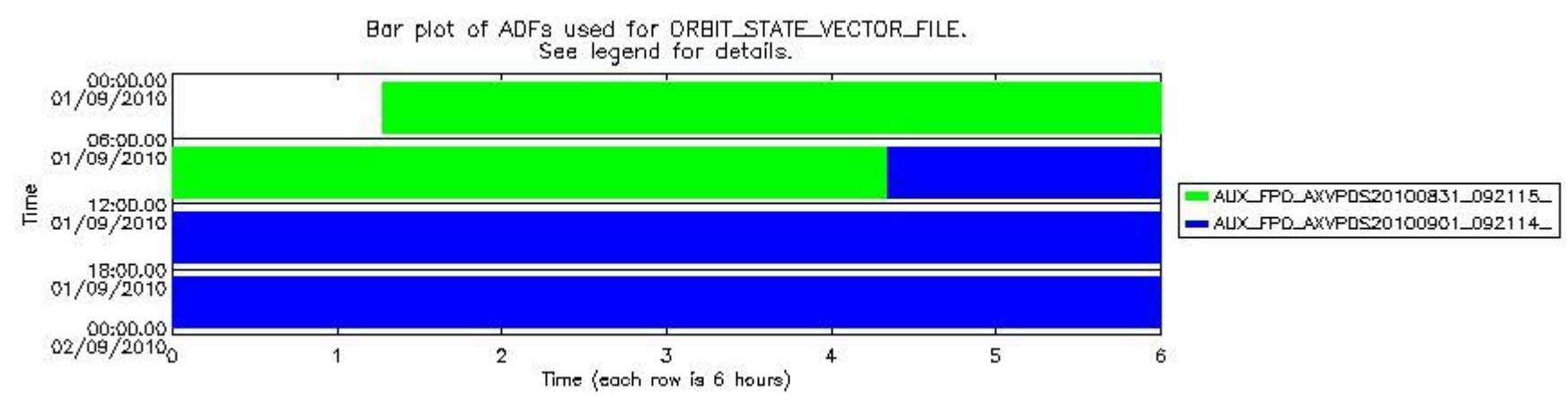
- A table showing which ADFs were used for processing (red values indicate that multiple ADFs of the same type were used)
- Various time line plots, one for each ADF, showing when and which ADF was used.

If multiple ADFs of a single type were used, these are marked **red** in the table.

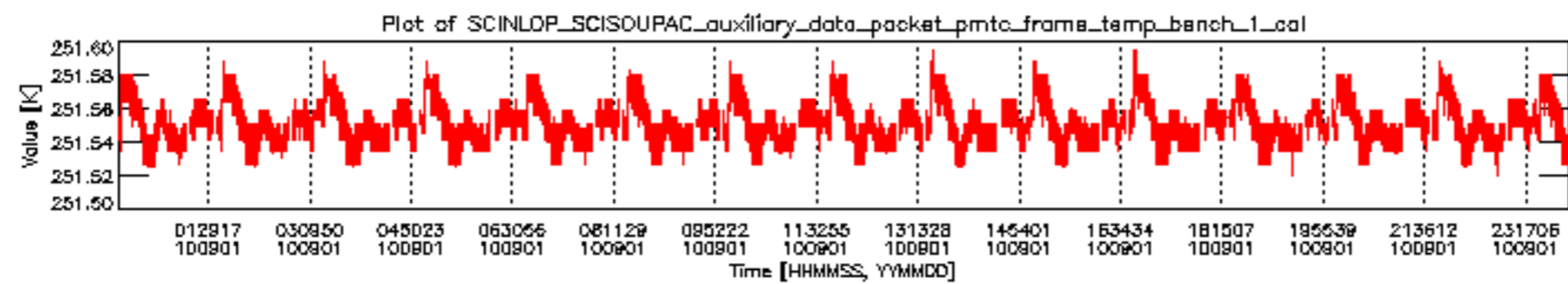
Number	ADF
	<b>CNO (LEVEL_0_CONFIGURATION_FILE)</b>
0	AUX_CNO_AXVPDS20020123_121901_20020101_000000_20200101_000000
	<b>FPO (ORBIT_STATE_VECTOR_FILE)</b>
1	AUX_FPO_AXVPDS20100831_092115_20100830_191825_20100909_204438
2	AUX_FPO_AXVPDS20100901_092114_20100831_184648_20100910_201301

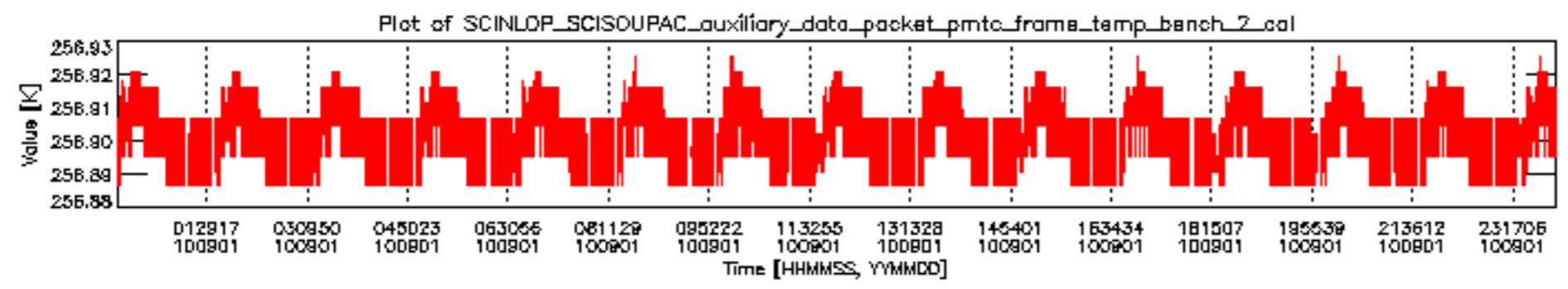


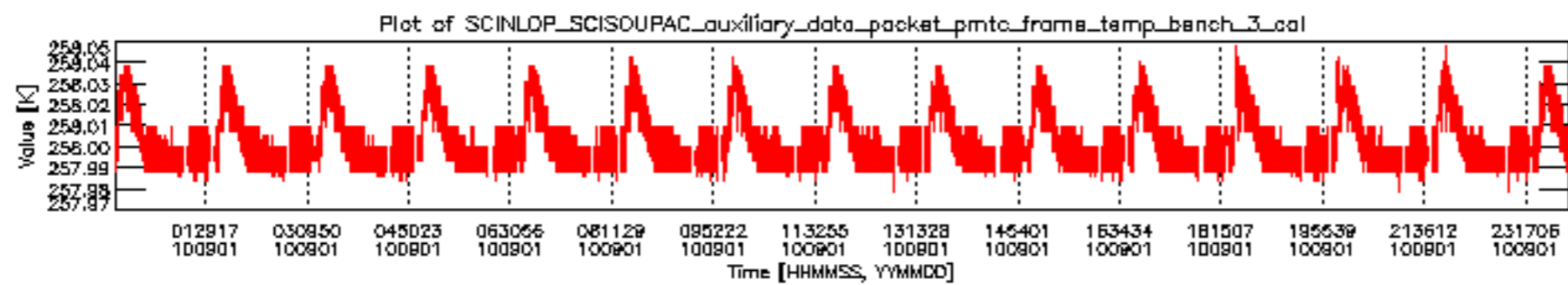
sciamachy\_daily\_report\_level0\_Any\_version\_20100901\_6.PNG



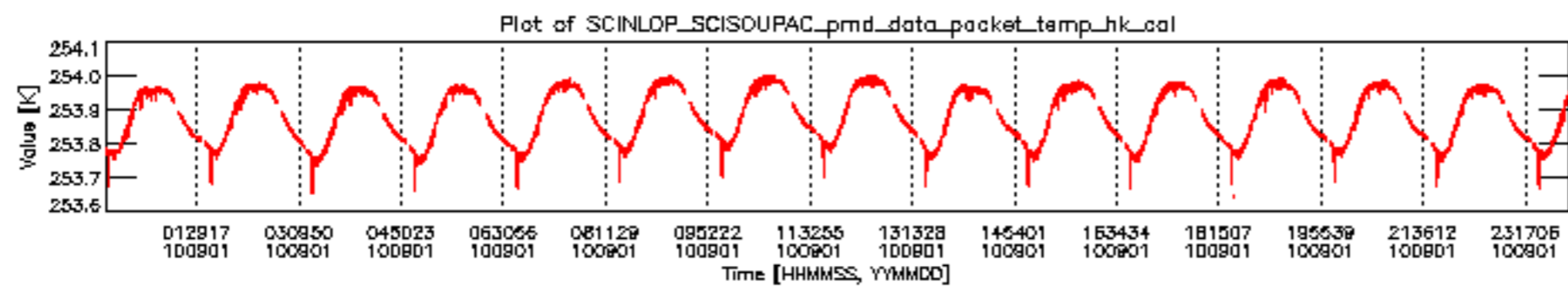
sciamachy\_daily\_report\_level0\_Any\_version\_20100901\_7.PNG

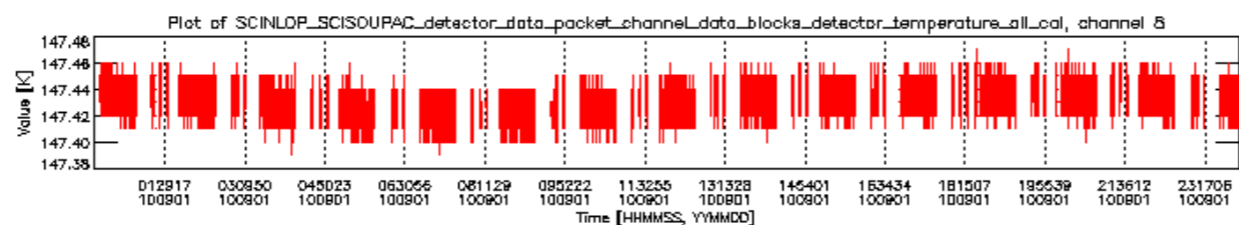
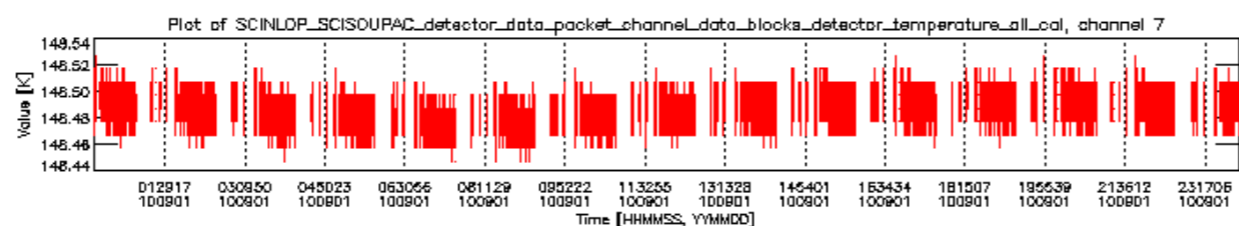
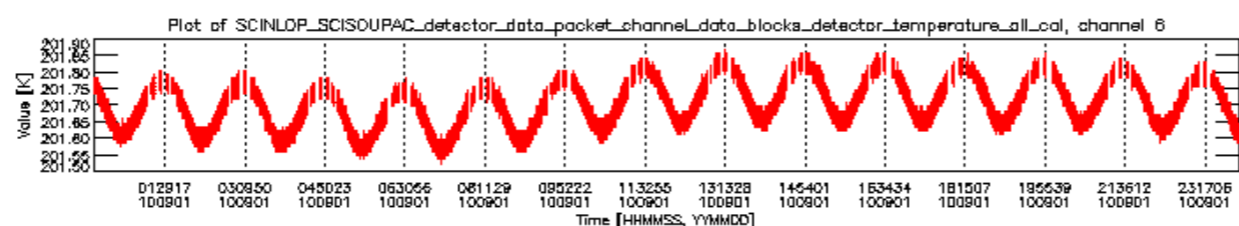
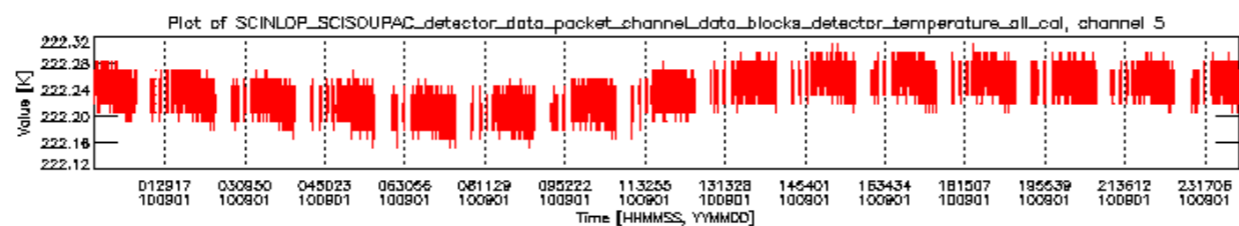
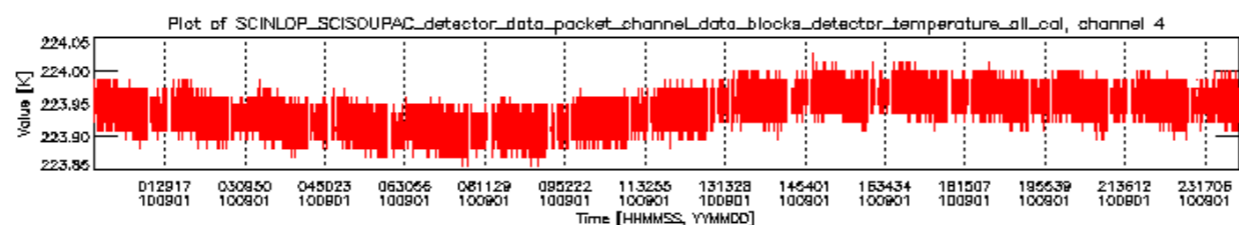
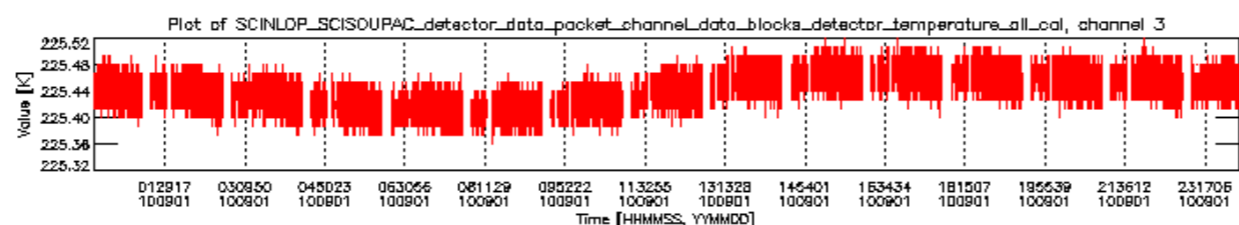
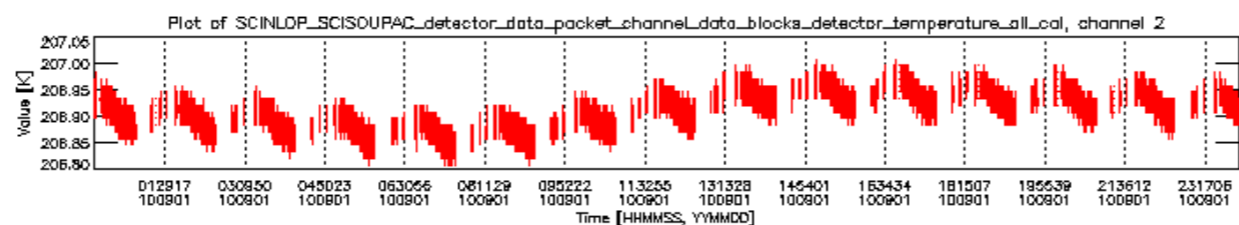
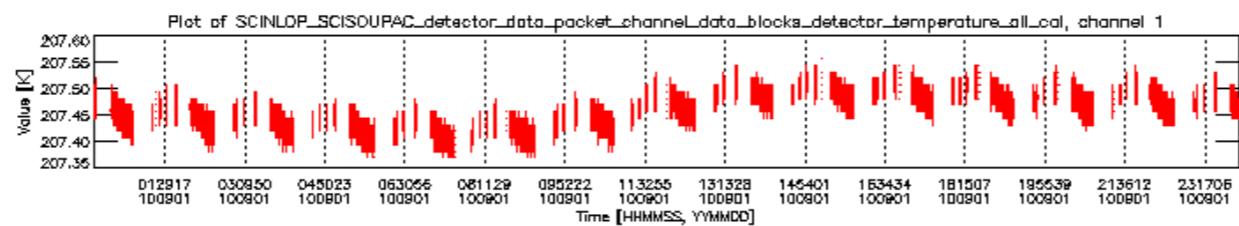




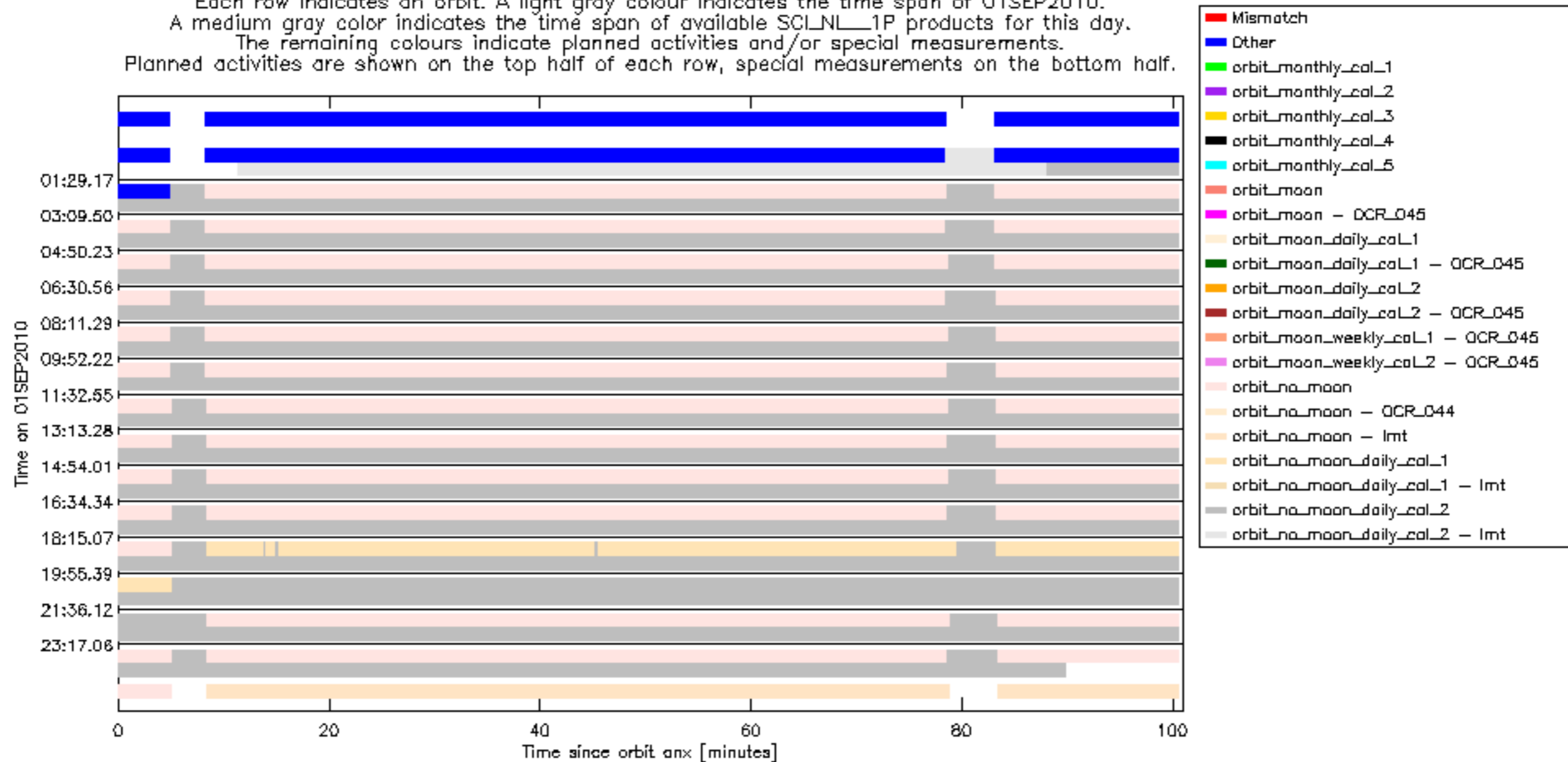


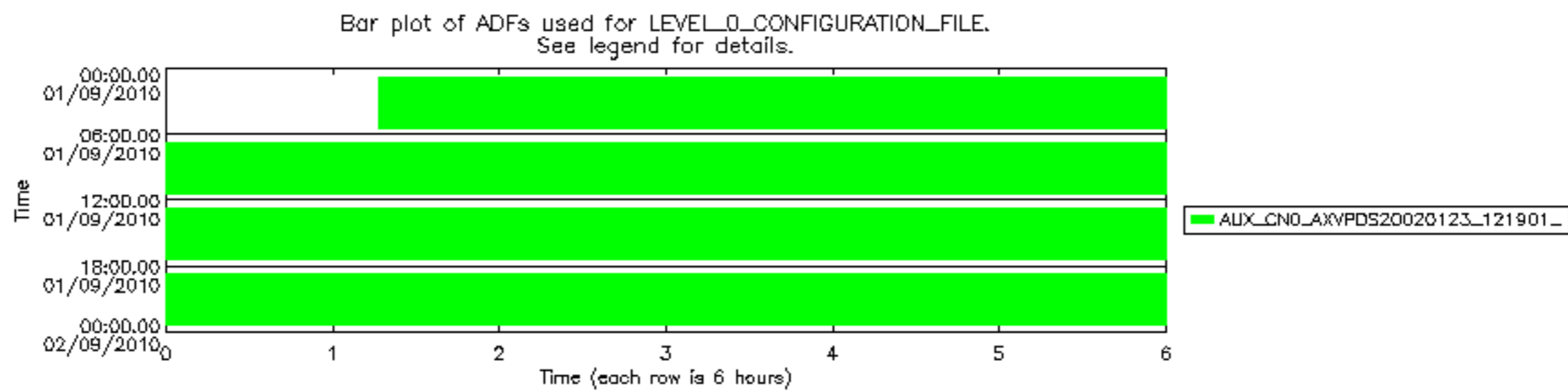






Bar plot of planned DMOP activities and new calibration data for SCIAMACHY.  
 Each row indicates an orbit. A light gray colour indicates the time span of 01SEP2010.  
 A medium gray color indicates the time span of available SCI\_NL\_1P products for this day.  
 The remaining colours indicate planned activities and/or special measurements.  
 Planned activities are shown on the top half of each row, special measurements on the bottom half.





Bar plot of ADFs used for ORBIT\_STATE\_VECTOR\_FILE.  
See legend for details.

