

0. SCIAMACHY Daily Report for Level 0 products

[0.1 General Info](#)

[0.2 Product Quality Indicators](#)

[0.3 State monitoring](#)

[0.4 ADF monitoring](#)

0.1 General Info

This report contains a daily analysis on parameters extracted from SCIAMACHY Level 0 data (the SCI_NL__0P product).

0.1.1 Report summary

The table below shows general characteristics of the data that are included into this report.

Item	Value
Report version	v1.4 20100407
Time of report generation	21MAY2010 09:08:52
Data source version	<Any version>
Processing scope for products	09MAR2010 00:00:00 to 10MAR2010 00:00:00
Start time of first product within scope	09MAR2010 00:08:51
Stop time of last product within scope	10MAR2010 01:17:42
Total number of Level 0 products	16
Number of Level 0 products with errors	0

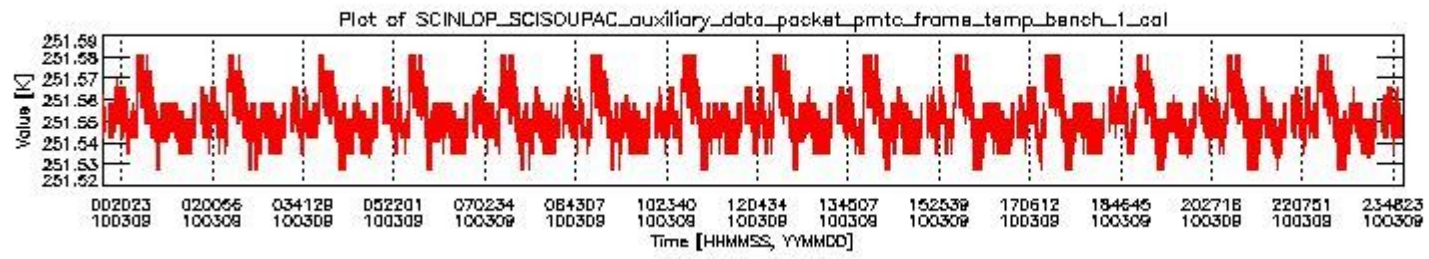
0.1.2 Summary per product

The following table shows a summary for each product used in this report.

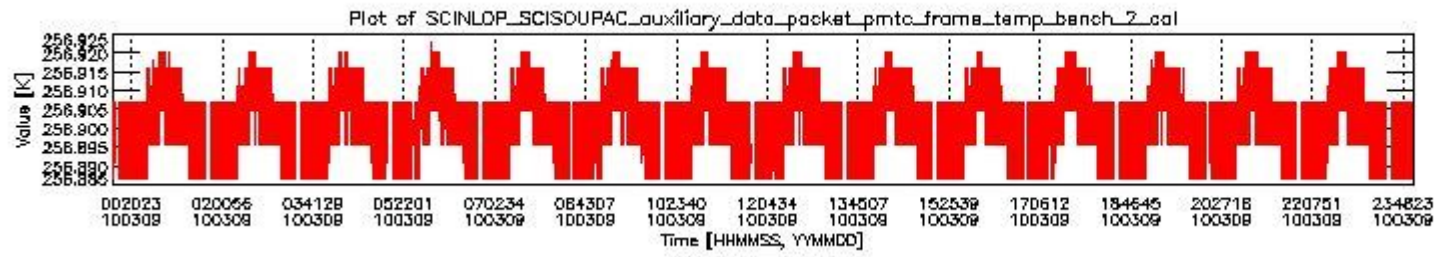
#	Product name	Start time	Stop time	Prod err	ISP err sign	ISP miss sign	ISP disc sign	rs sign
0	SCI_NL__OPNPDE20100309_000851_000055292087_00302_41939_1040.N1	09MAR2010 00:08:51	09MAR2010 01:41:01	0	0	0	0	0
1	SCI_NL__OPNPDE20100309_014759_000043652087_00303_41940_1041.N1	09MAR2010 01:47:59	09MAR2010 03:00:44	0	0	0	0	0
2	SCI_NL__OPNPDE20100309_025936_000061732087_00304_41941_1042.N1	09MAR2010 02:59:36	09MAR2010 04:42:28	0	0	0	0	0
3	SCI_NL__OPNPDE20100309_044120_000060912087_00305_41942_1043.N1	09MAR2010 04:41:20	09MAR2010 06:22:51	0	0	0	0	0
4	SCI_NL__OPNPDK20100309_062251_000040572087_00306_41943_4289.N1	09MAR2010 06:22:51	09MAR2010 07:30:28	0	0	0	0	0
5	SCI_NL__OPNPDK20100309_073028_000061472087_00307_41944_4290.N1	09MAR2010 07:30:28	09MAR2010 09:12:56	0	0	0	0	0
6	SCI_NL__OPNPDK20100309_091200_000059802087_00308_41945_4291.N1	09MAR2010 09:12:00	09MAR2010 10:51:39	0	0	0	0	0
7	SCI_NL__OPNPDK20100309_105031_000059672087_00309_41946_4292.N1	09MAR2010 10:50:31	09MAR2010 12:29:57	0	0	0	0	0
8	SCI_NL__OPNPDK20100309_122902_000060352087_00310_41947_4293.N1	09MAR2010 12:29:02	09MAR2010 14:09:37	0	0	0	0	0
9	SCI_NL__OPNPDK20100309_140937_000058422087_00311_41948_4294.N1	09MAR2010 14:09:37	09MAR2010 15:47:00	0	0	0	0	0
10	SCI_NL__OPNPDK20100309_154508_000060622087_00312_41949_4295.N1	09MAR2010 15:45:08	09MAR2010 17:26:09	0	0	0	0	0
11	SCI_NL__OPNPDK20100309_172514_000058162087_00313_41950_4296.N1	09MAR2010 17:25:14	09MAR2010 19:02:09	0	0	0	0	0
12	SCI_NL__OPNPDK20100309_190209_000060352087_00314_41951_4297.N1	09MAR2010 19:02:09	09MAR2010 20:42:45	0	0	0	0	0
13	SCI_NL__OPNPDE20100309_204245_000044272087_00315_41952_1044.N1	09MAR2010 20:42:45	09MAR2010 21:56:31	0	0	0	0	0
14	SCI_NL__OPNPDE20100309_215547_000061122087_00315_41952_1045.N1	09MAR2010 21:55:47	09MAR2010 23:37:40	0	0	0	0	0
15	SCI_NL__OPNPDE20100309_233623_000060792087_00316_41953_1046.N1	09MAR2010 23:36:23	10MAR2010 01:17:42	0	0	0	0	0

0.2 Product Quality Indicators

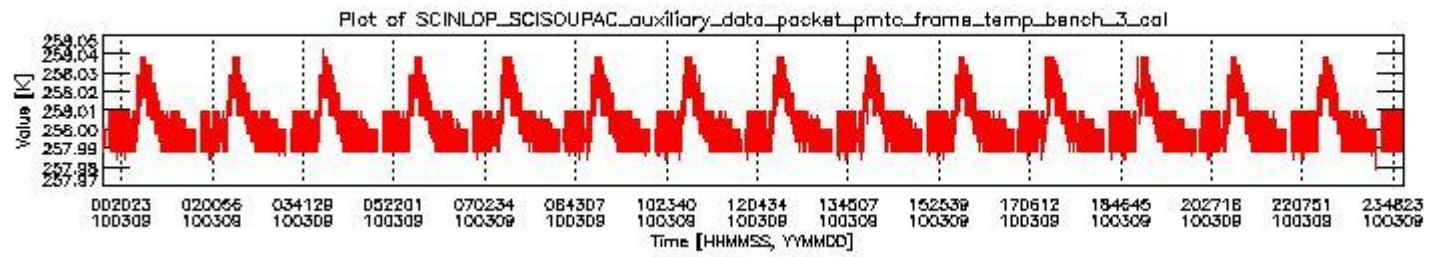
This section shows information about product quality, currently temperatures.



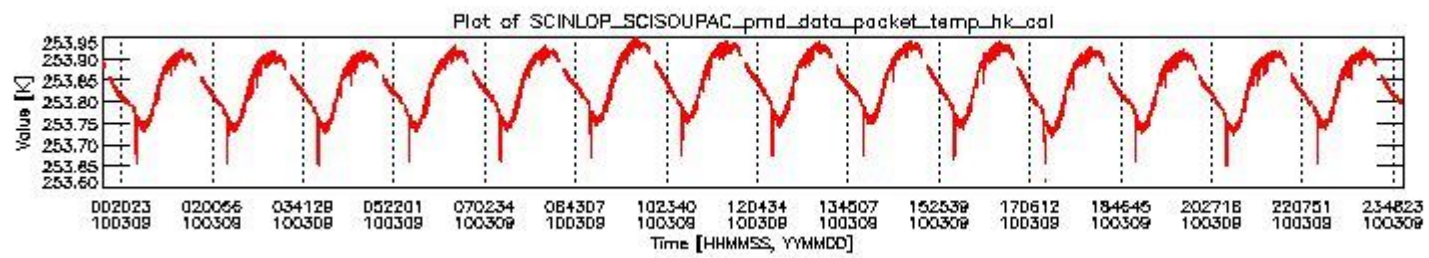
sciamachy_daily_report_level0_Any_version_20100309_0.PNG



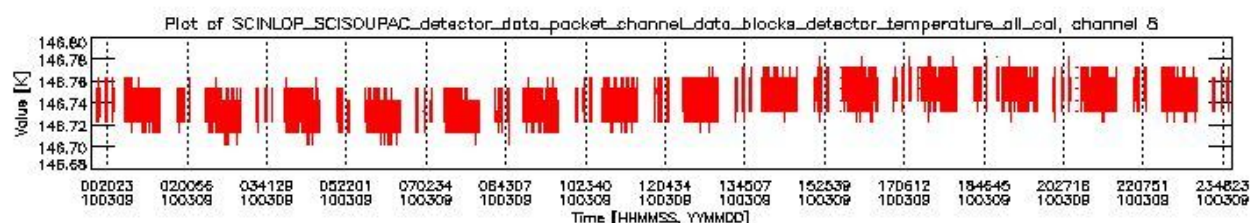
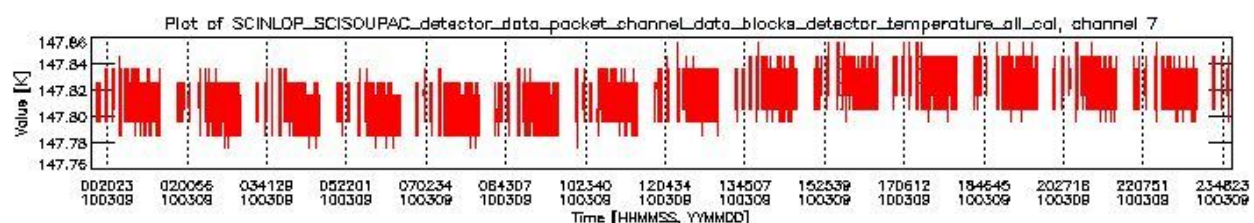
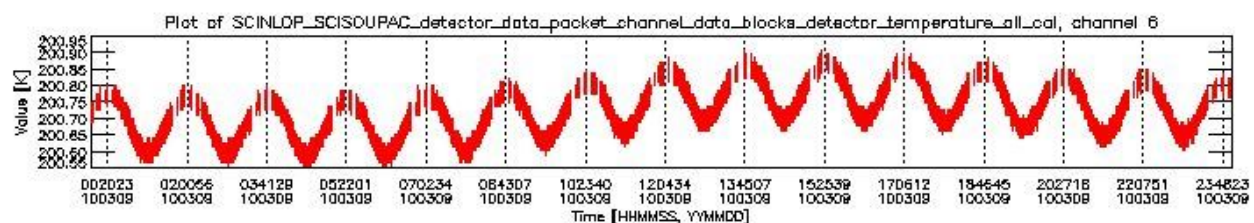
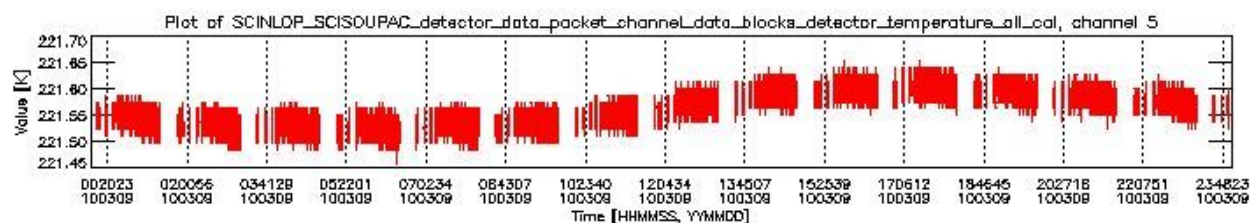
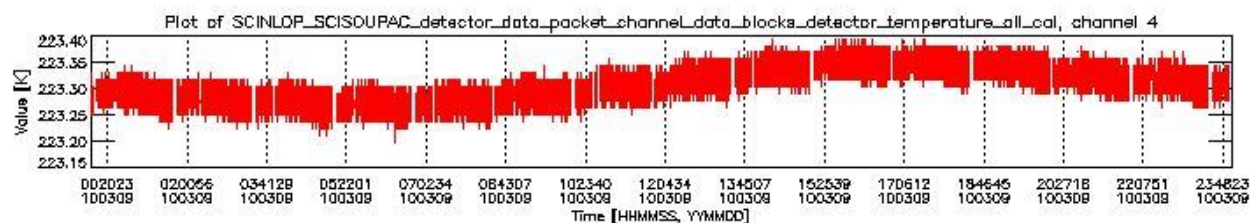
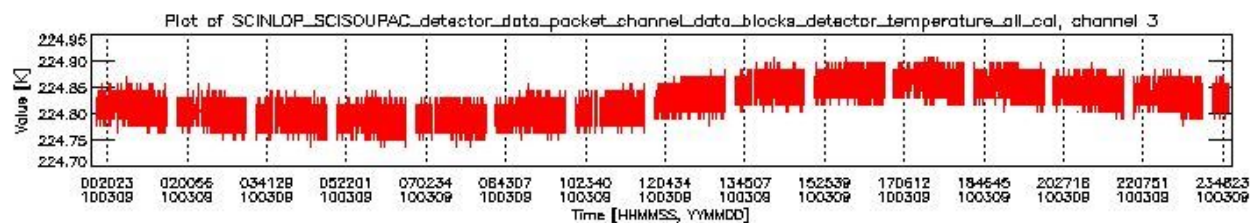
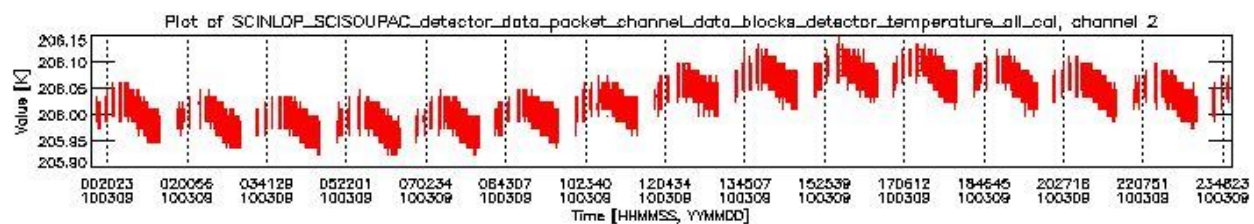
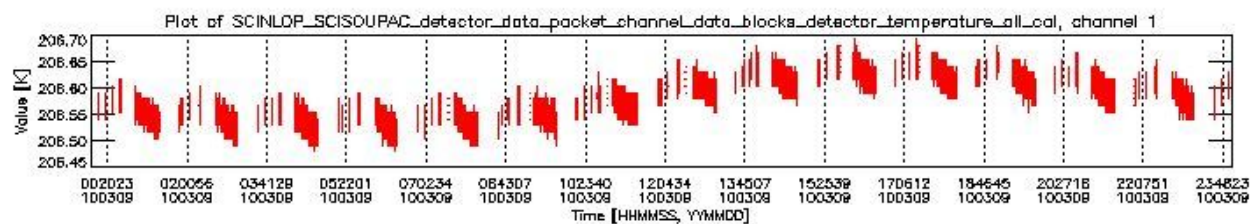
sciamachy_daily_report_level0_Any_version_20100309_1.PNG



sciamachy_daily_report_level0_Any_version_20100309_2.PNG



sciamachy_daily_report_level0_Any_version_20100309_3.PNG

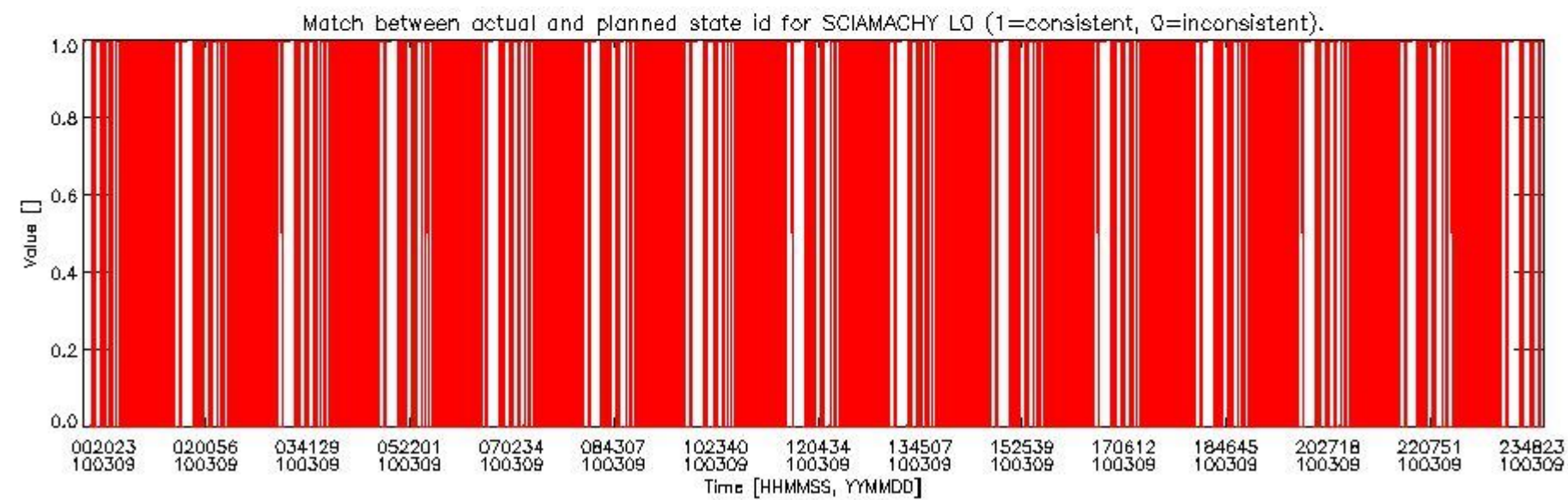
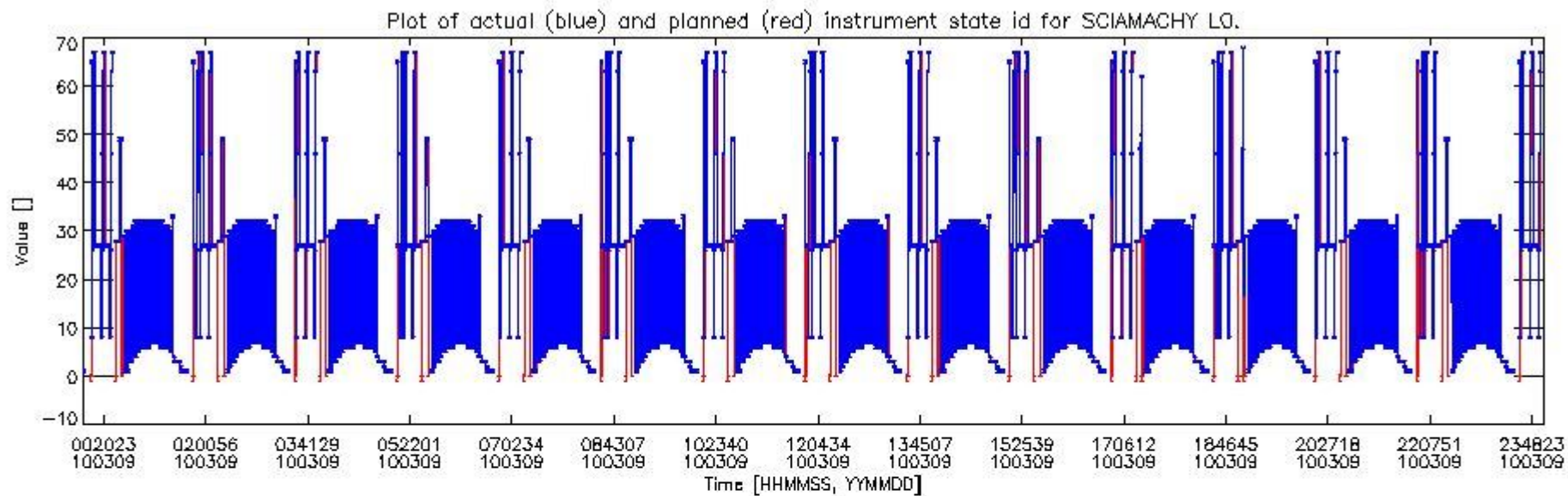


0.3 State monitoring

The following section shows a comparison of modelled instrument state (as calculated by the DMOP planning files and using CTI tables to derive state) and the measured state variables from the L0 product (the SCINL0P_SCISOUPAC_state_id variable).

Total number of faults: **74845**

#	Actual time	Actual value	Planned time	Planned value
0	09MAR2010 00:07:24.475713	65	09MAR2010 00:07:24.475713	0
1	09MAR2010 00:07:25.100713	65	09MAR2010 00:07:25.100713	0
2	09MAR2010 00:07:25.600713	65	09MAR2010 00:07:25.600713	0
3	09MAR2010 00:07:26.100713	65	09MAR2010 00:07:26.100713	0
4	09MAR2010 00:07:26.600713	65	09MAR2010 00:07:26.600713	0
5	09MAR2010 00:07:27.100713	65	09MAR2010 00:07:27.100713	0
6	09MAR2010 00:07:27.600713	65	09MAR2010 00:07:27.600713	0
7	09MAR2010 00:07:28.100713	65	09MAR2010 00:07:28.100713	0
8	09MAR2010 00:07:28.600713	65	09MAR2010 00:07:28.600713	0
9	09MAR2010 00:07:29.100713	65	09MAR2010 00:07:29.100713	0
10	09MAR2010 00:07:29.475713	65	09MAR2010 00:07:29.475713	0
11	09MAR2010 00:07:29.600713	65	09MAR2010 00:07:29.600713	0
12	09MAR2010 00:07:30.100713	65	09MAR2010 00:07:30.100713	0
13	09MAR2010 00:07:30.600713	65	09MAR2010 00:07:30.600713	0
14	09MAR2010 00:07:31.100713	65	09MAR2010 00:07:31.100713	0
15	09MAR2010 00:07:31.600713	65	09MAR2010 00:07:31.600713	0
16	09MAR2010 00:07:32.100713	65	09MAR2010 00:07:32.100713	0
17	09MAR2010 00:07:32.600713	65	09MAR2010 00:07:32.600713	0
18	09MAR2010 00:07:33.100713	65	09MAR2010 00:07:33.100713	0
19	09MAR2010 00:07:33.600713	65	09MAR2010 00:07:33.600713	0
...

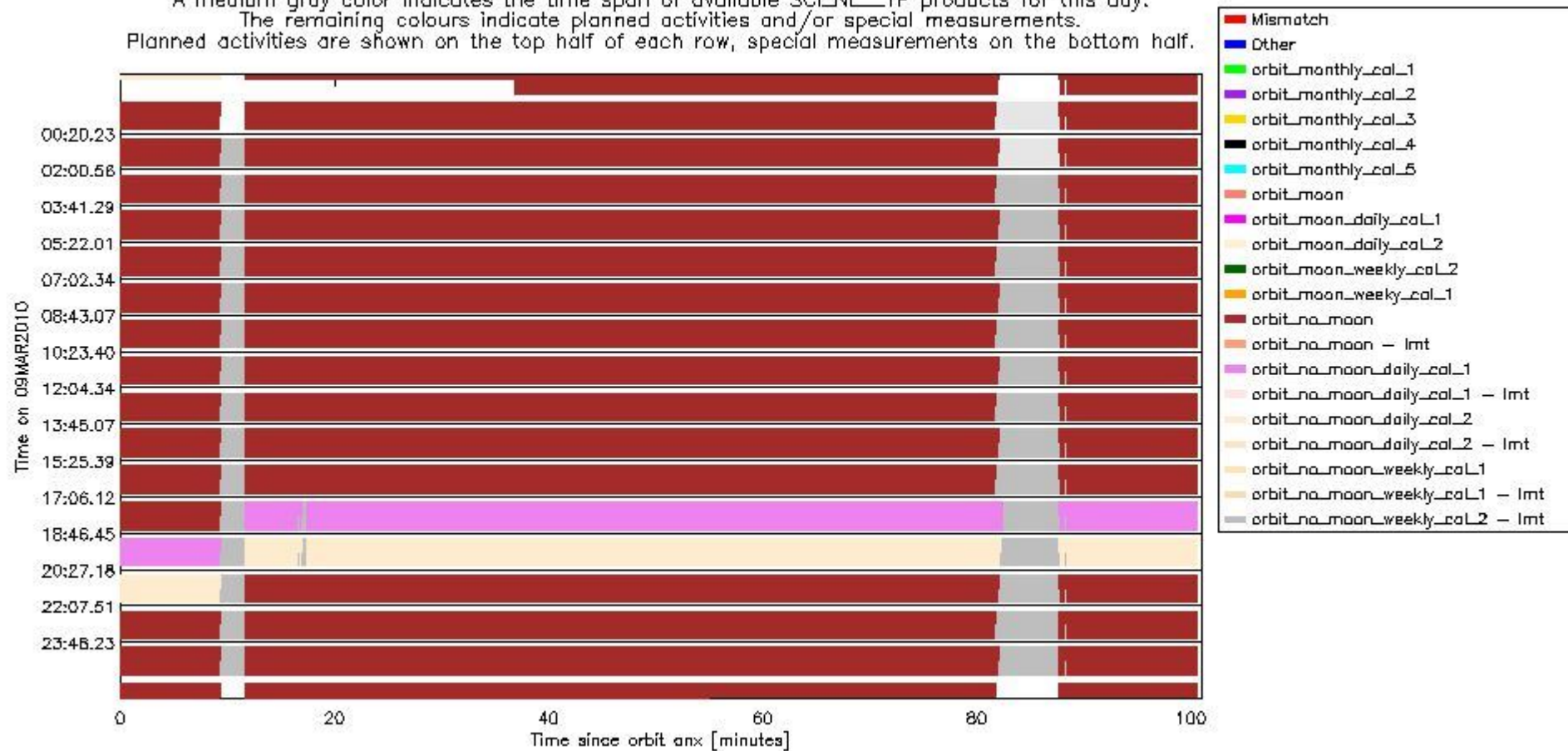


sciamachy_daily_report_level0_Any_version_20100309_5.PNG

This section gives an analysis of the DMOP execution. The execution is monitored by assigning various activities to timeline sequences found in the DMOP file, and by checking where "NEW" datasets are available in SCI_NL__1P products.

The following plot gives an overview of planned activities and actual state IDs in the Level 0 products. The planning is taken from the DMOP files, and interpreted using information from OSDF files.

Bar plot of planned DMOP activities and new calibration data for SCIAMACHY.
 Each row indicates an orbit. A light gray colour indicates the time span of 09MAR2010.
 A medium gray color indicates the time span of available SCI_NL_1P products for this day.
 The remaining colours indicate planned activities and/or special measurements.
 Planned activities are shown on the top half of each row, special measurements on the bottom half.



sciamachy_daily_report_level0_Any_version_20100309_6.PNG

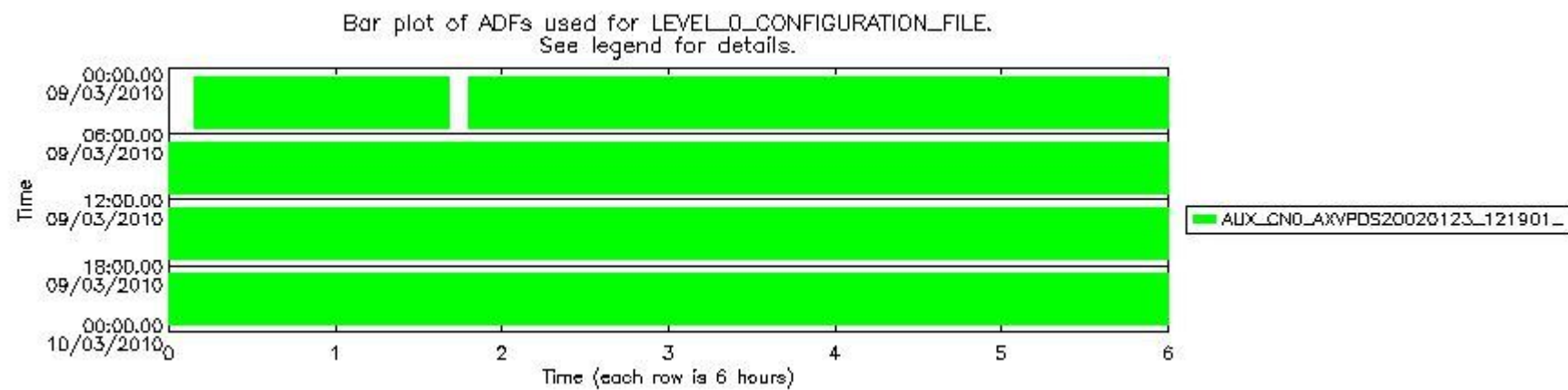
0.4 ADF monitoring

This section shows the (variation in) ADFs used for each of the products. It consists of:

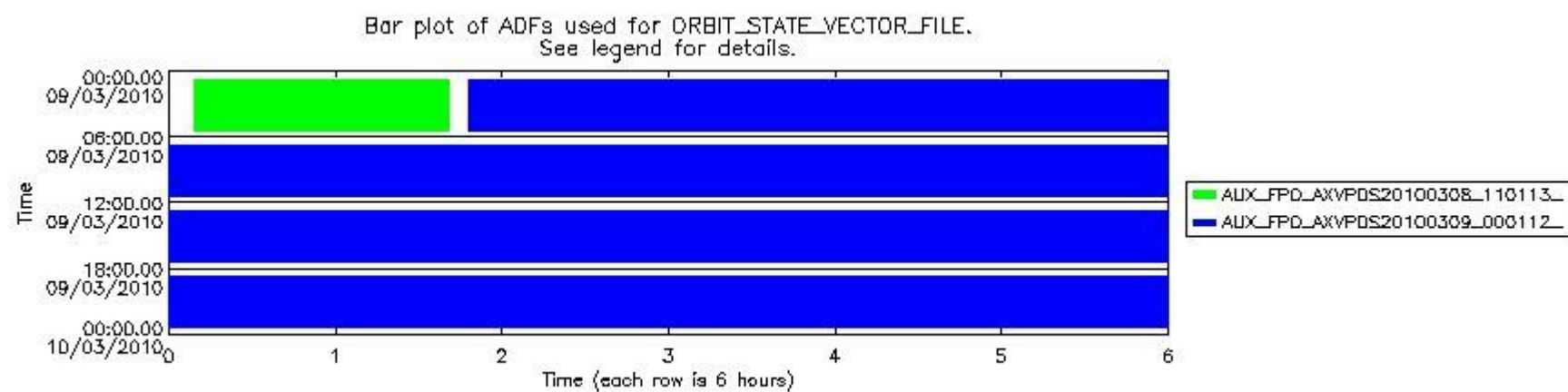
- A table showing which ADFs were used for processing (red values indicate that multiple ADFs of the same type were used)
- Various time line plots, one for each ADF, showing when and which ADF was used.

If multiple ADFs of a single type were used, these are marked **red** in the table.

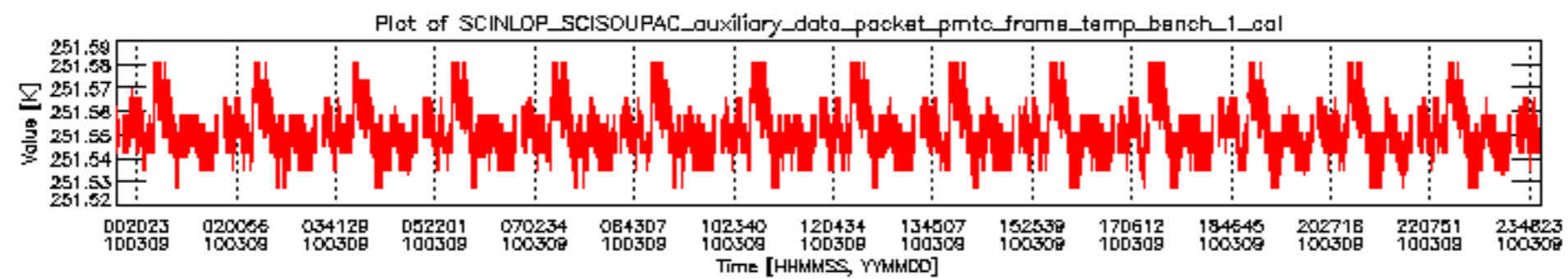
Number	ADF
	CN0 (LEVEL_0_CONFIGURATION_FILE)
0	AUX_CN0_AXVPDS20020123_121901_20020101_000000_20200101_000000
	FPO (ORBIT_STATE_VECTOR_FILE)
1	AUX_FPO_AXVPDS20100308_110113_20100307_195001_20100317_211615
2	AUX_FPO_AXVPDS20100309_000112_20100308_191824_20100318_204438

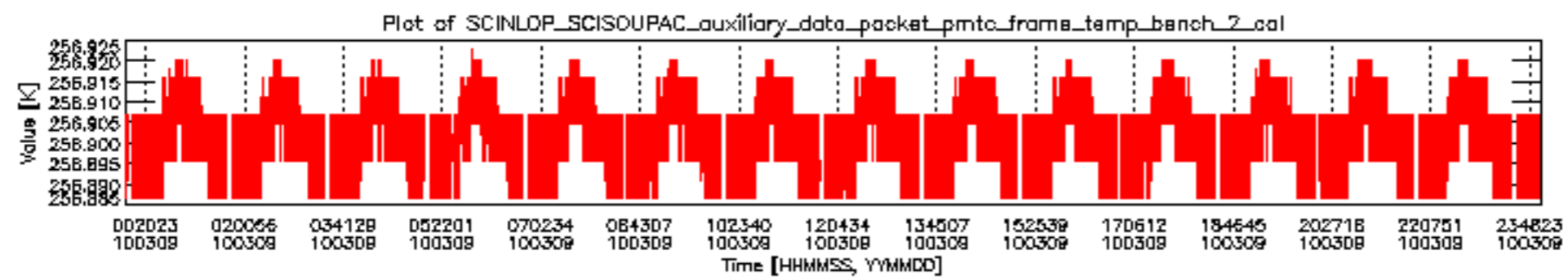


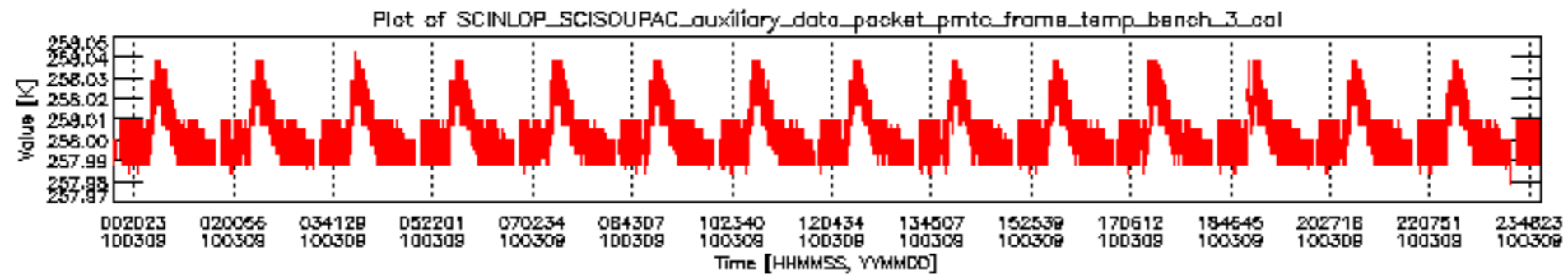
sciamachy_daily_report_level0_Any_version_20100309_7.PNG

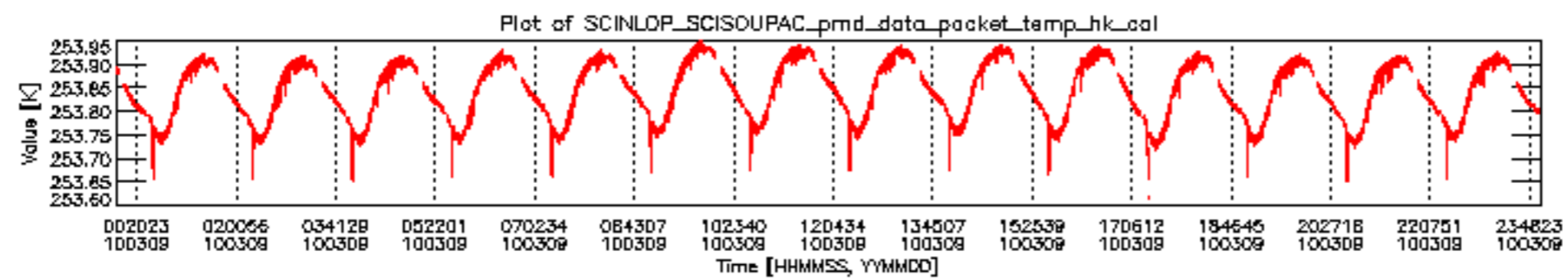


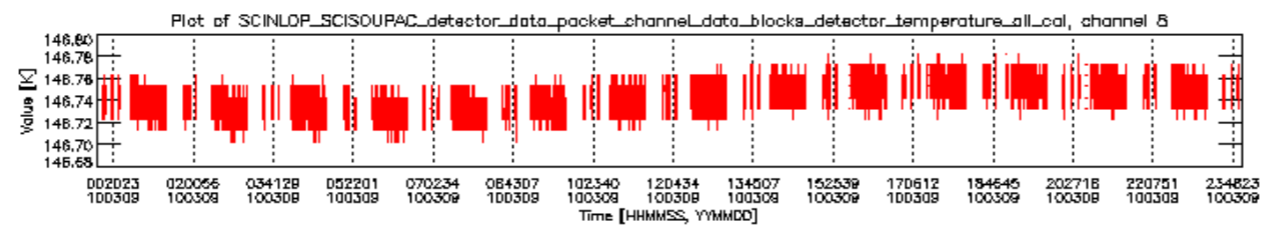
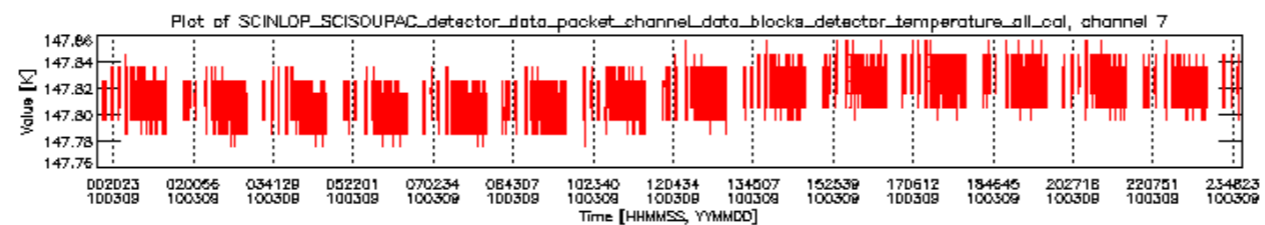
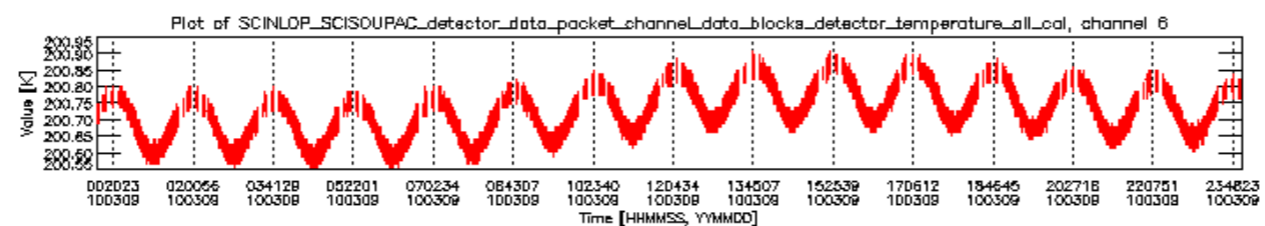
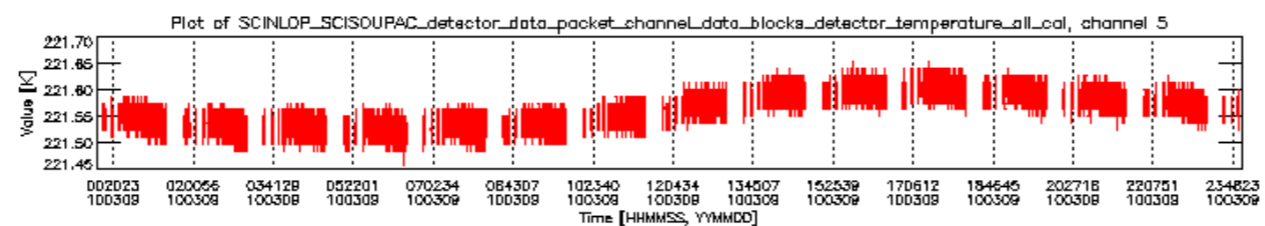
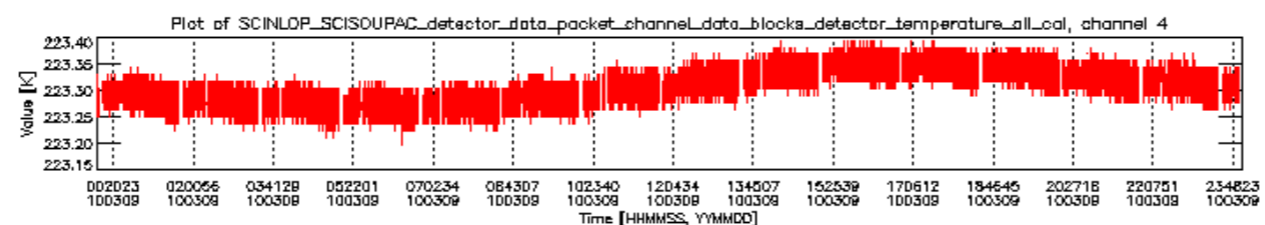
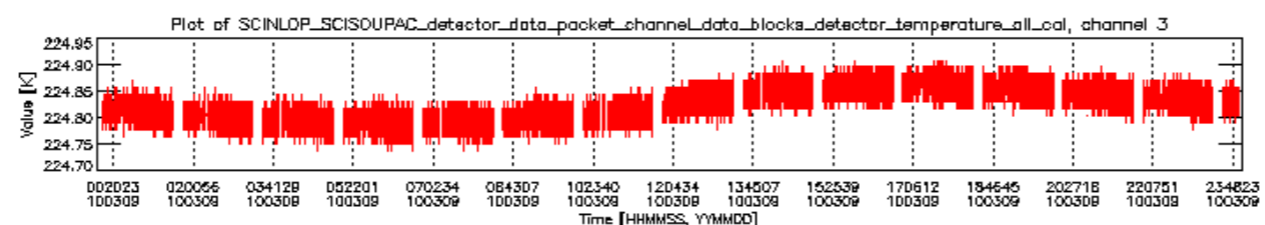
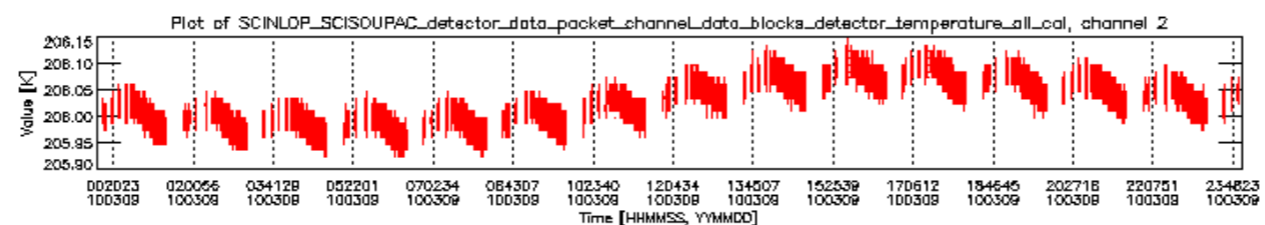
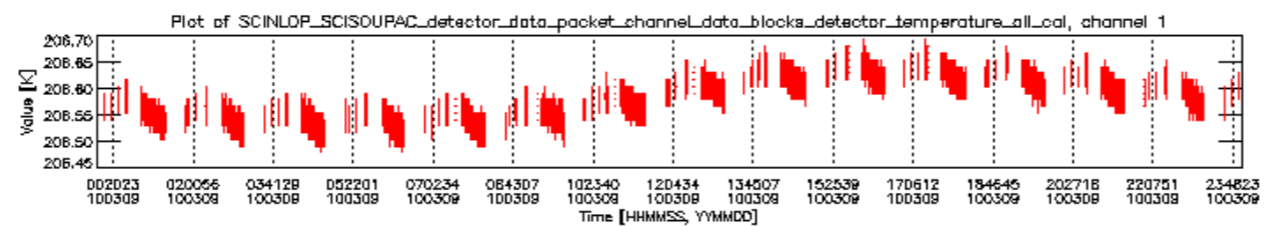
sciamachy_daily_report_level0_Any_version_20100309_8.PNG



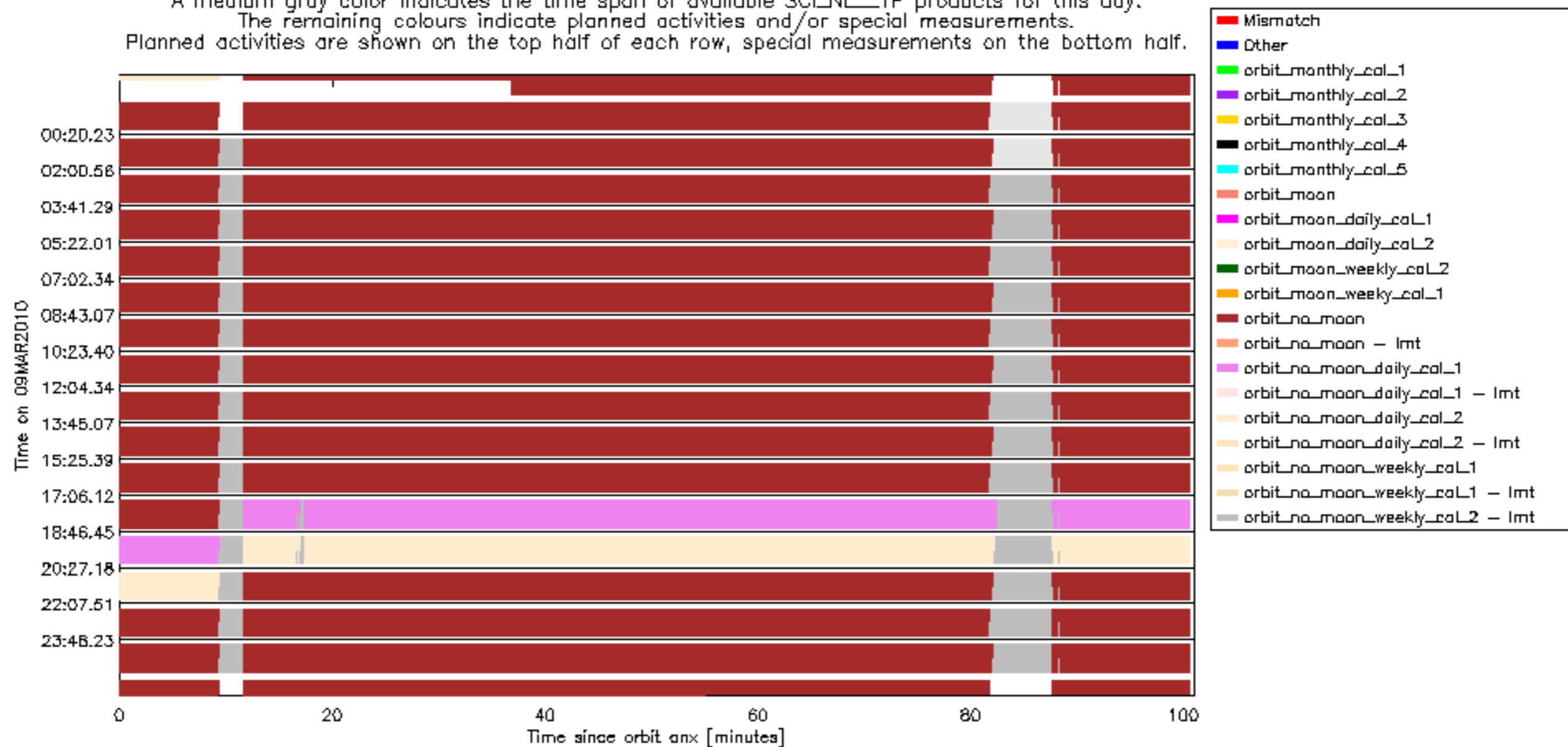


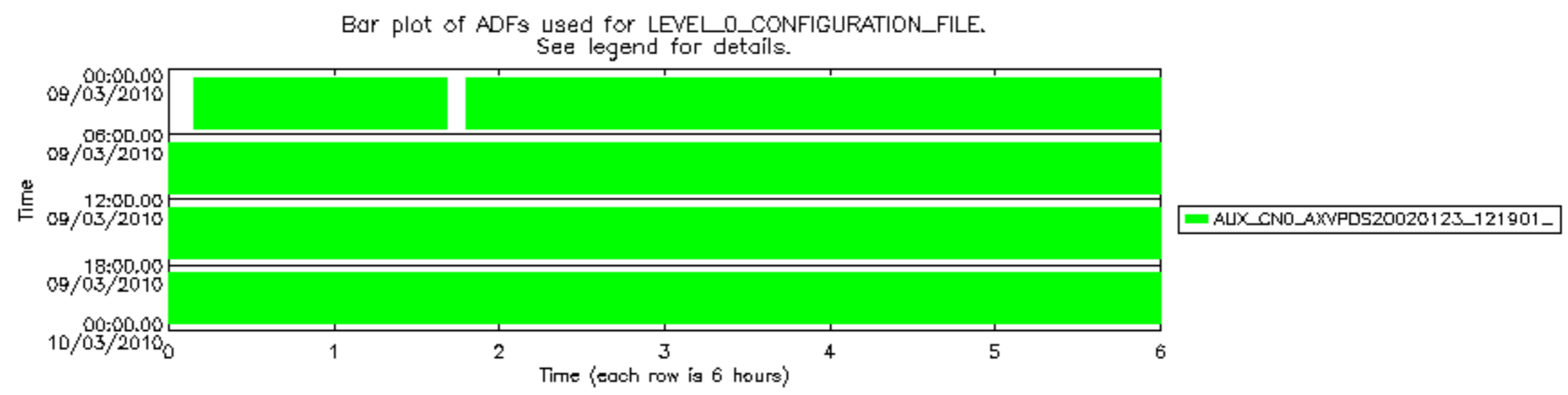


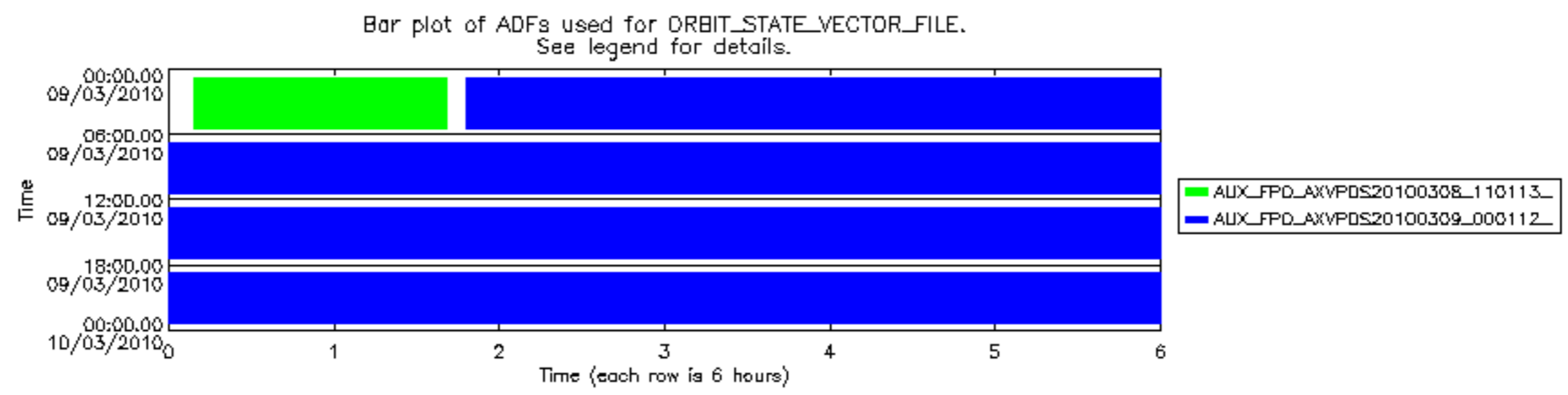


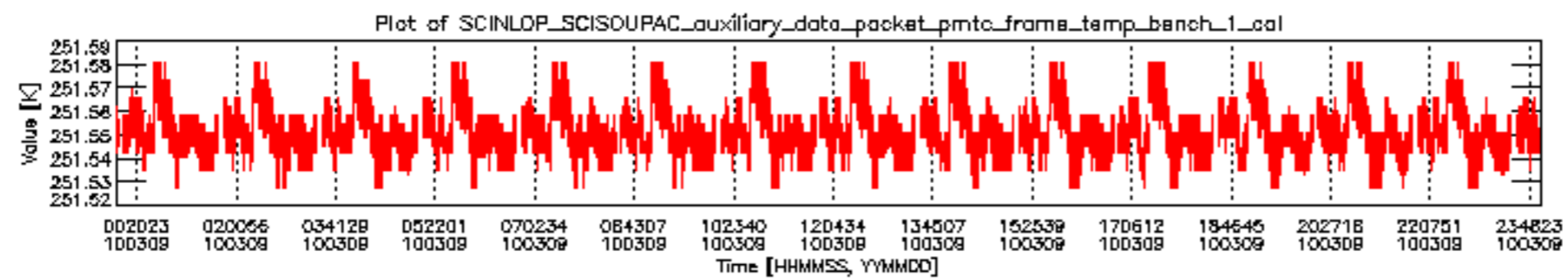


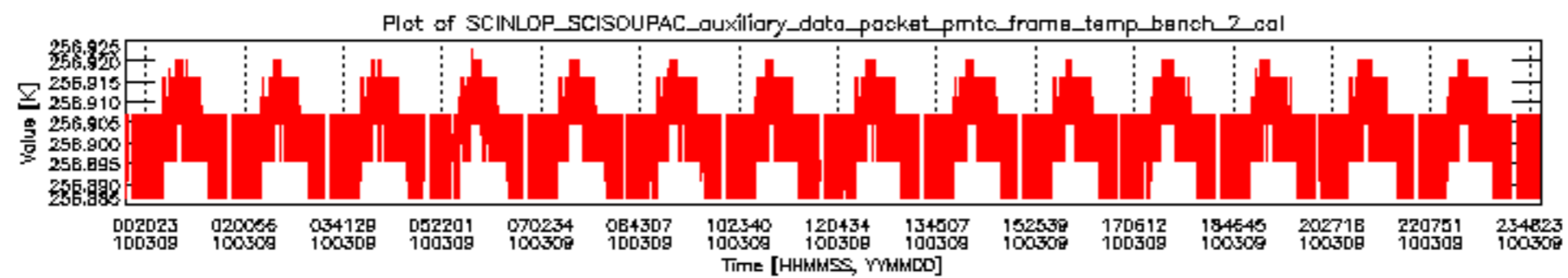
Bar plot of planned DMOP activities and new calibration data for SCIAMACHY.
 Each row indicates an orbit. A light gray colour indicates the time span of 09MAR2010.
 A medium gray color indicates the time span of available SCI_NL_1P products for this day.
 The remaining colours indicate planned activities and/or special measurements.
 Planned activities are shown on the top half of each row, special measurements on the bottom half.

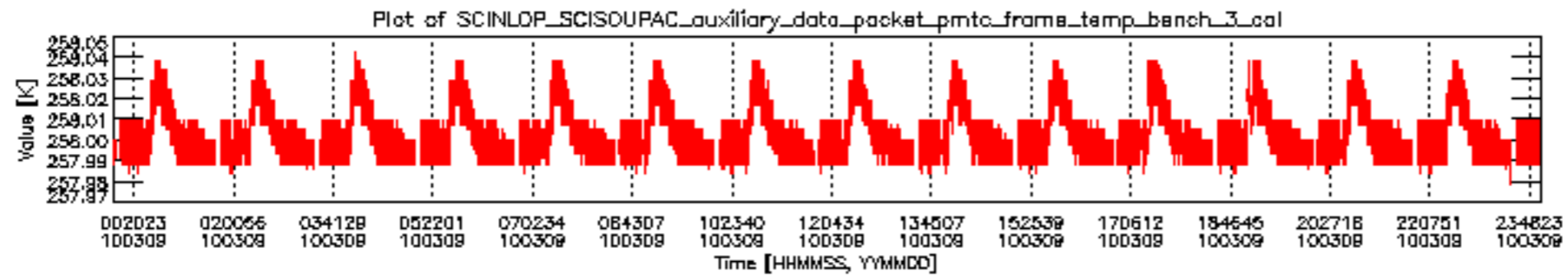


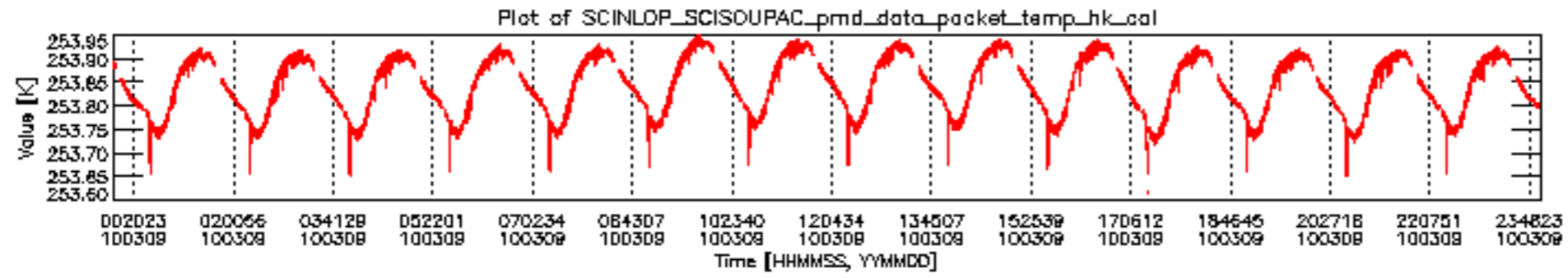


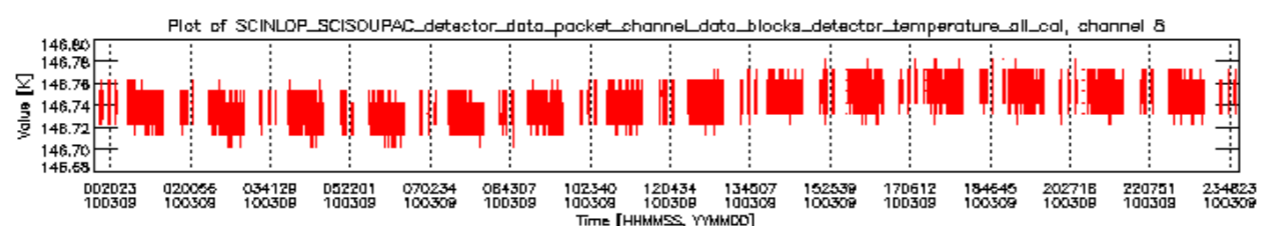
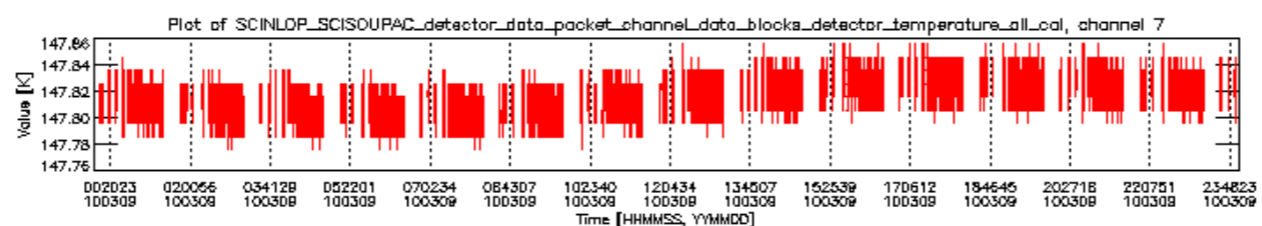
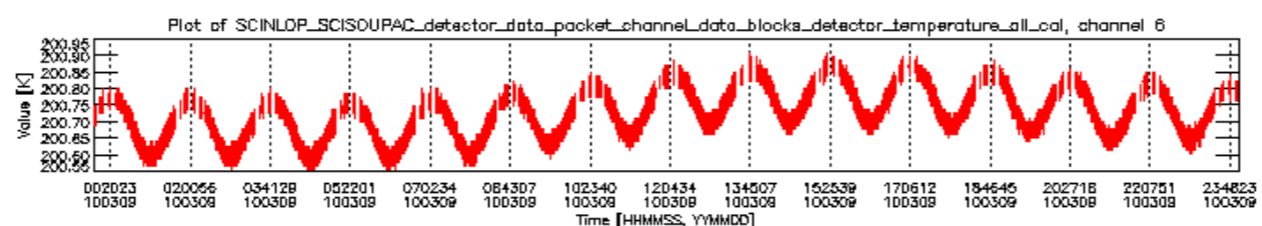
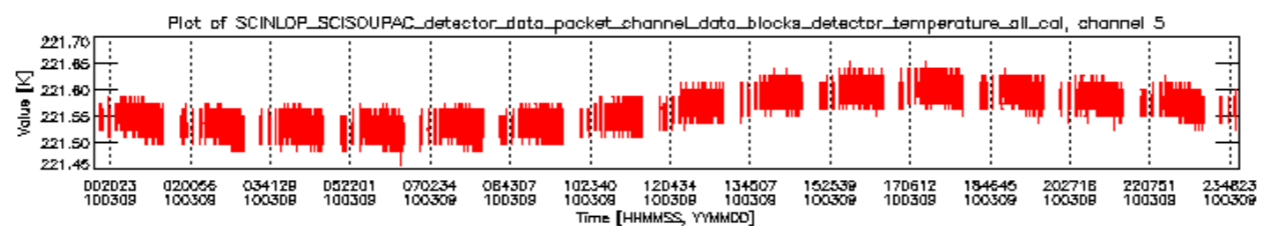
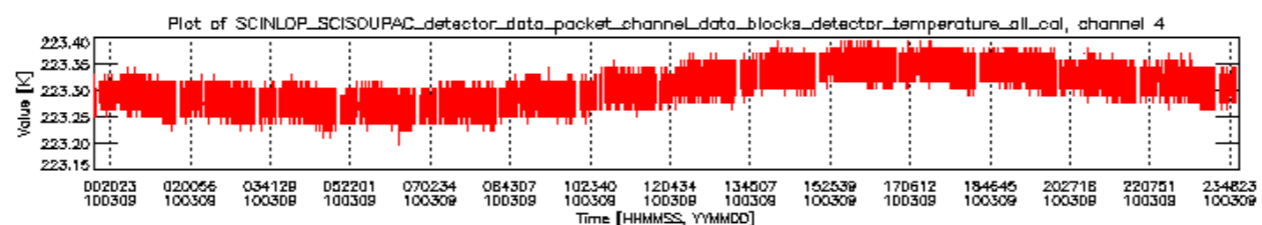
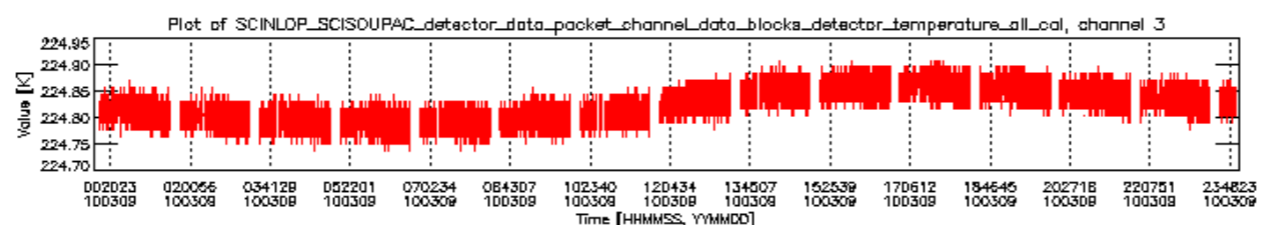
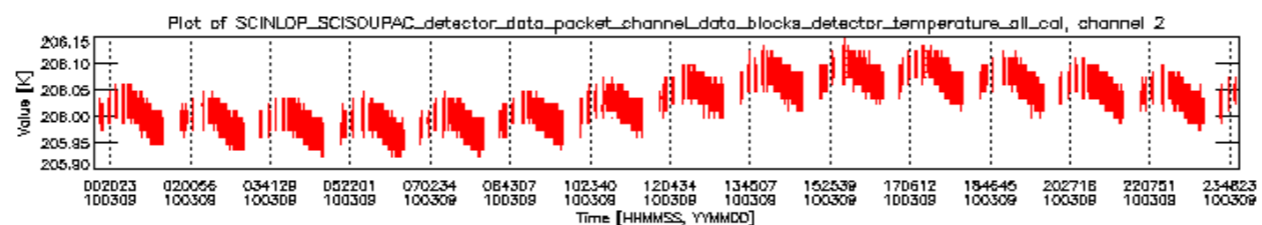
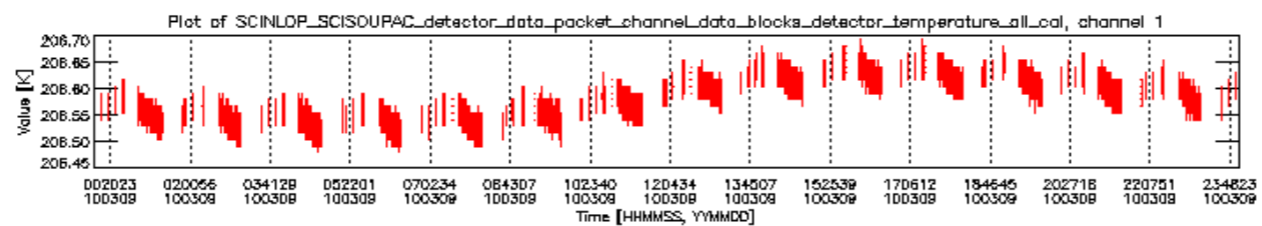




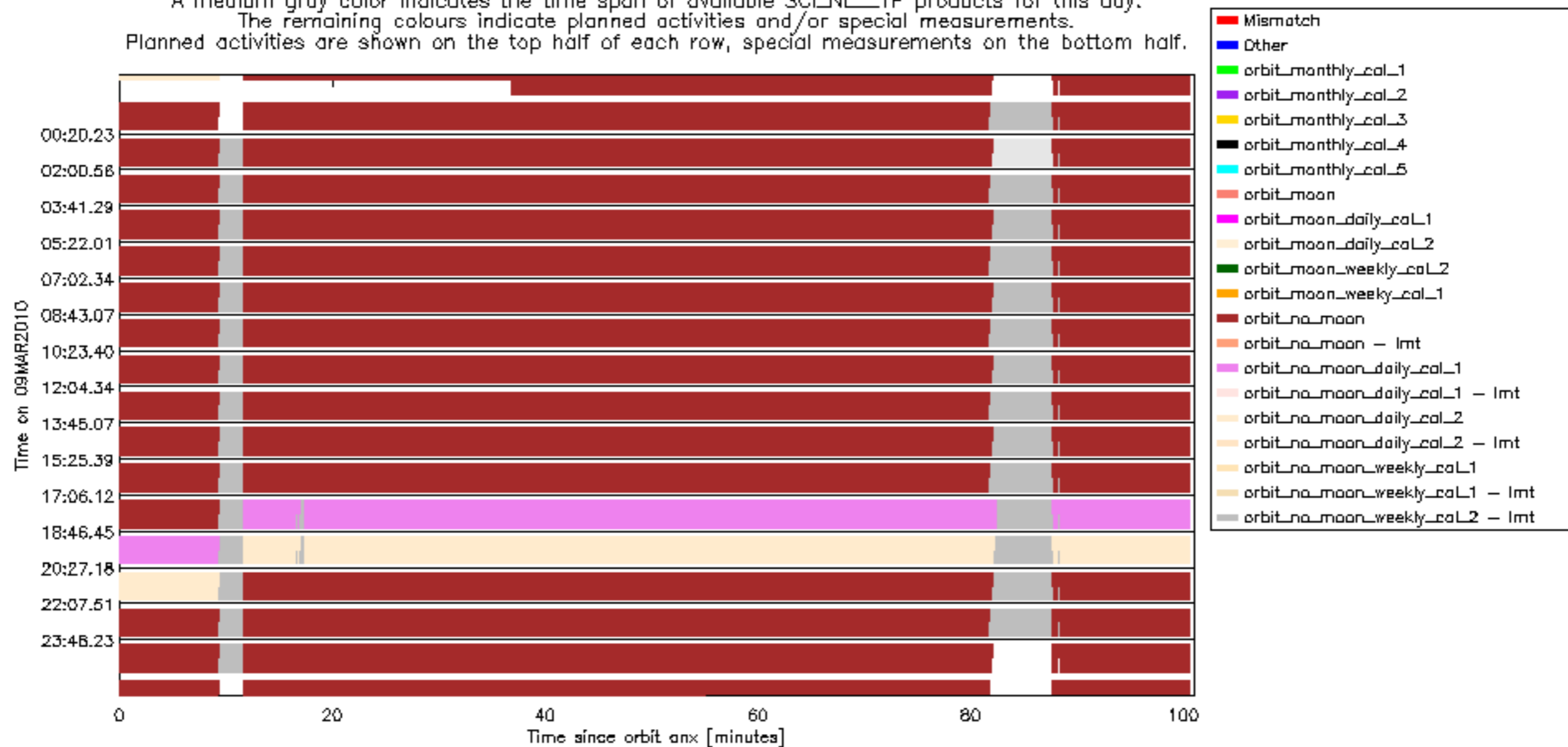


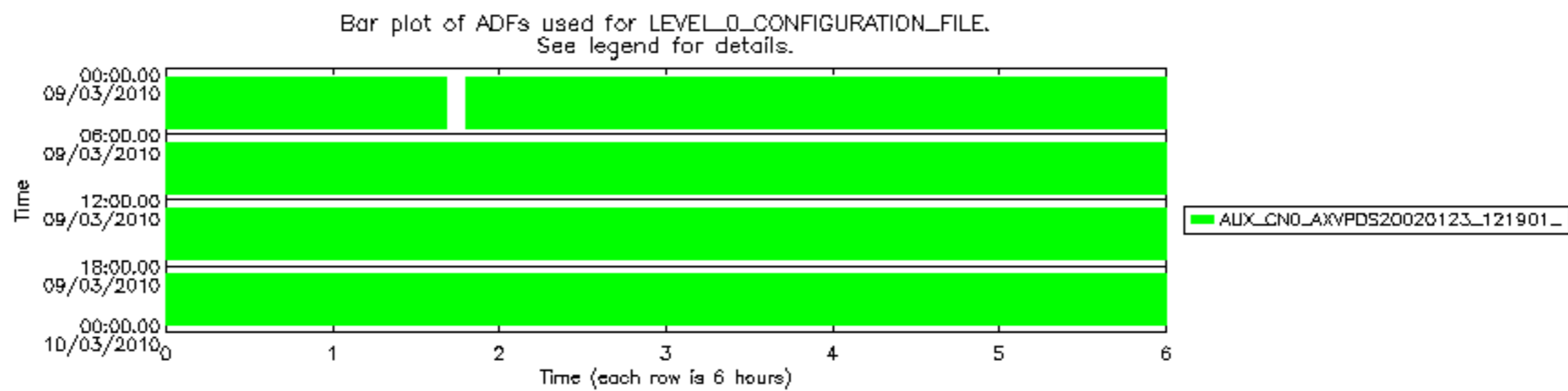






Bar plot of planned DMOP activities and new calibration data for SCIAMACHY.
 Each row indicates an orbit. A light gray colour indicates the time span of 09MAR2010.
 A medium gray color indicates the time span of available SCI_NL_1P products for this day.
 The remaining colours indicate planned activities and/or special measurements.
 Planned activities are shown on the top half of each row, special measurements on the bottom half.





Bar plot of ADFs used for ORBIT_STATE_VECTOR_FILE.
See legend for details.

