

0. SCIAMACHY Daily Report for Level 0 products

[0.1 General Info](#)

[0.2 Product Quality Indicators](#)

[0.3 State monitoring](#)

[0.4 ADF monitoring](#)

0.1 General Info

This report contains a daily analysis on parameters extracted from SCIAMACHY level 0 data (The SCI_NL__0P product).

0.1.1 Report summary

The table below shows general characteristics of the data that are included into this report.

Item	Value
Report version	v1.3 20060731
Time of report generation	06FEB2010 06:18:30
Data source version	KSPT_L0/4303-N
Processing scope for products	02FEB2010 00:00:00 to 03FEB2010 00:00:00
Start time of first product within scope	01FEB2010 22:31:07
Stop time of last product within scope	03FEB2010 01:13:14
Total number of level 0 products	14
Number of level 0 products with errors	0

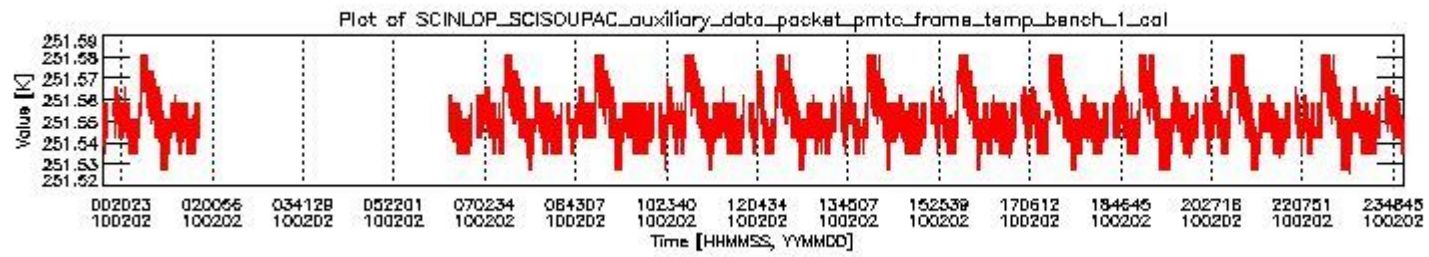
0.1.2 Summary per product

The following table shows a summary for each product used in this report.

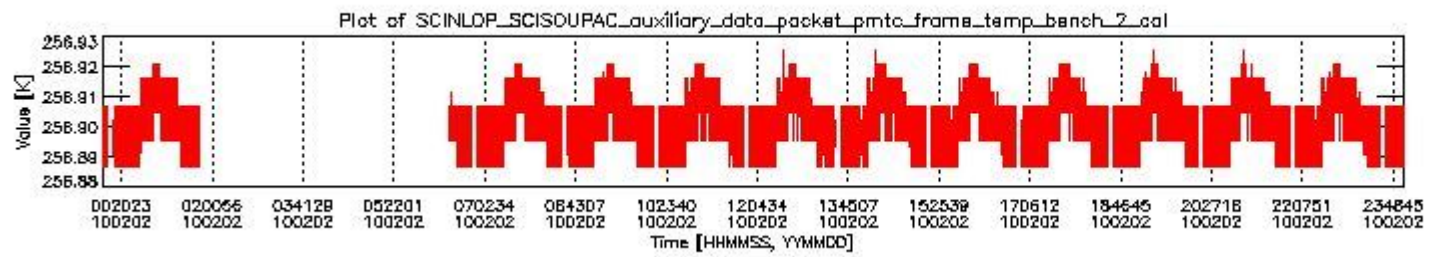
#	Product name	Start time	Stop time	Prod err	ISP err sign	ISP miss sign	ISP disc sign	rs sign
0	SCI_NL__OPNPDE20100201_223107_000055822086_00301_41437_0835.N1	01FEB2010 22:31:07	02FEB2010 00:04:09	0	0	0	0	0
1	SCI_NL__OPNPDE20100202_001142_000055952086_00302_41438_0836.N1	02FEB2010 00:11:42	02FEB2010 01:44:57	0	0	0	0	0
2	SCI_NL__OPNPDK20100202_062239_000040572086_00306_41442_3992.N1	02FEB2010 06:22:39	02FEB2010 07:30:16	0	0	0	0	0
3	SCI_NL__OPNPDK20100202_072908_000061602086_00307_41443_3993.N1	02FEB2010 07:29:08	02FEB2010 09:11:47	0	0	0	0	0
4	SCI_NL__OPNPDK20100202_091039_000059802086_00308_41444_3994.N1	02FEB2010 09:10:39	02FEB2010 10:50:18	0	0	0	0	0
5	SCI_NL__OPNPDK20100202_104814_000060912086_00309_41445_3995.N1	02FEB2010 10:48:14	02FEB2010 12:29:45	0	0	0	0	0
6	SCI_NL__OPNPDK20100202_122850_000061042086_00310_41446_3996.N1	02FEB2010 12:28:50	02FEB2010 14:10:34	0	0	0	0	0
7	SCI_NL__OPNPDK20100202_140925_000057302086_00311_41447_3997.N1	02FEB2010 14:09:25	02FEB2010 15:44:55	0	0	0	0	0
8	SCI_NL__OPNPDK20100202_154455_000060362086_00312_41448_3998.N1	02FEB2010 15:44:55	02FEB2010 17:25:31	0	0	0	0	0
9	SCI_NL__OPNPDK20100202_172434_000059802086_00313_41449_3999.N1	02FEB2010 17:24:34	02FEB2010 19:04:13	0	0	0	0	0
10	SCI_NL__OPNPDK20100202_190317_000059802086_00314_41450_4000.N1	02FEB2010 19:03:17	02FEB2010 20:42:57	0	0	0	0	0
11	SCI_NL__OPNPDE20100202_204257_000041462086_00315_41451_0837.N1	02FEB2010 20:42:57	02FEB2010 21:52:03	0	0	0	0	0
12	SCI_NL__OPNPDE20100202_215924_000055822086_00315_41451_0838.N1	02FEB2010 21:59:24	02FEB2010 23:32:26	0	0	0	0	0
13	SCI_NL__OPNPDE20100202_234000_000055952086_00316_41452_0839.N1	02FEB2010 23:40:00	03FEB2010 01:13:14	0	0	0	0	0

0.2 Product Quality Indicators

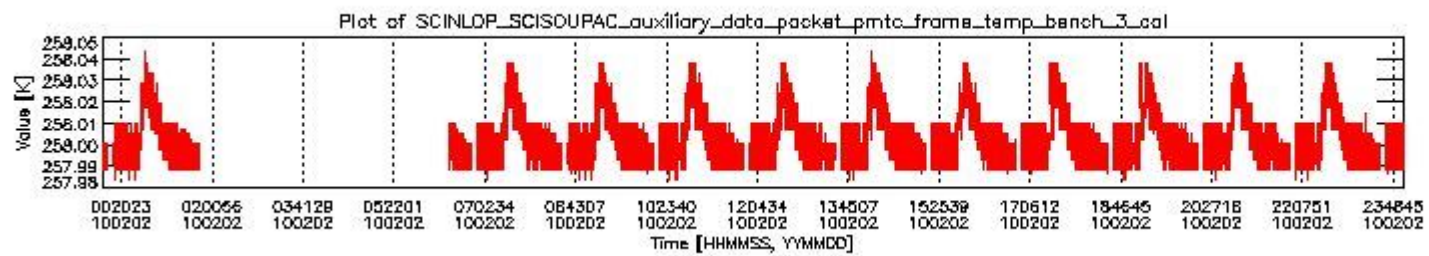
This section shows information about product quality, currently temperatures.



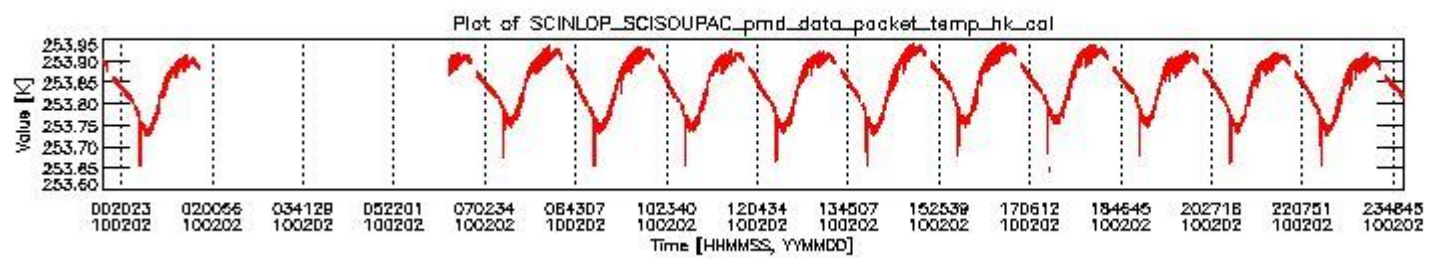
sciamachy_daily_report_level0_KSPT_L0_4303_N_20100202_0.PNG



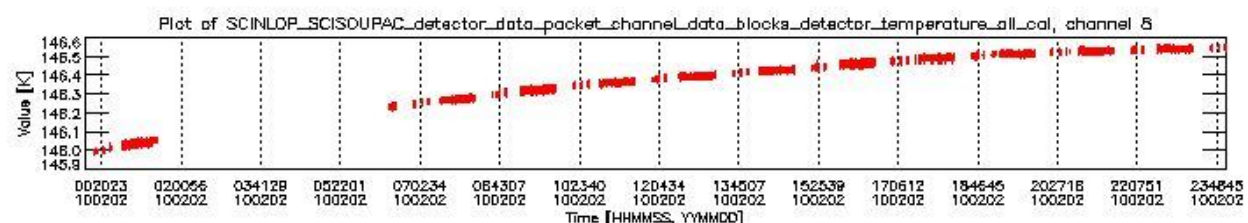
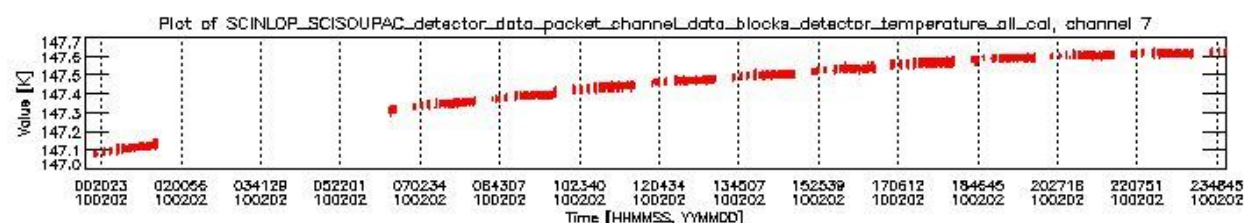
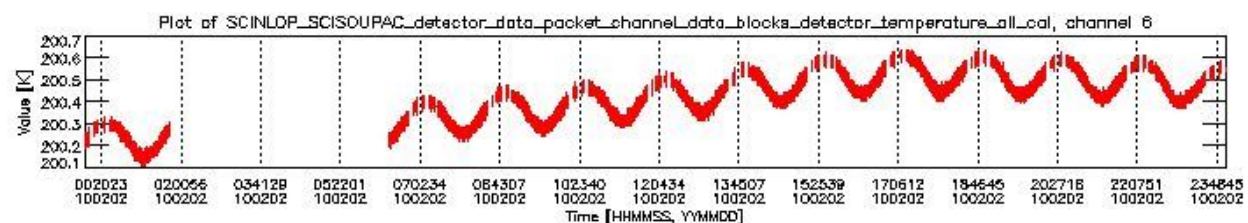
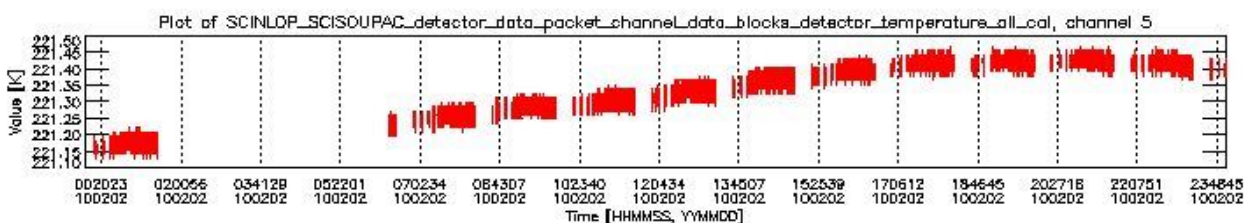
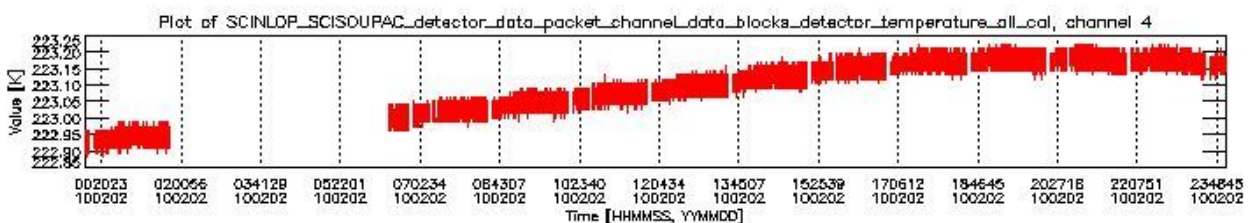
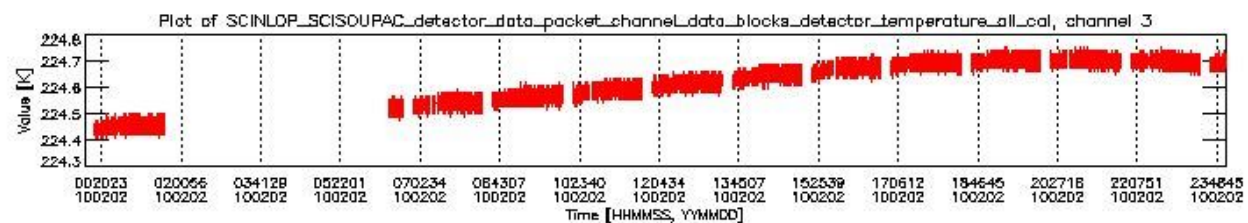
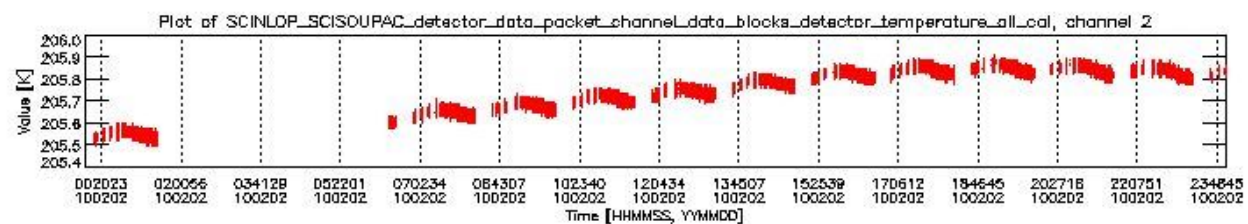
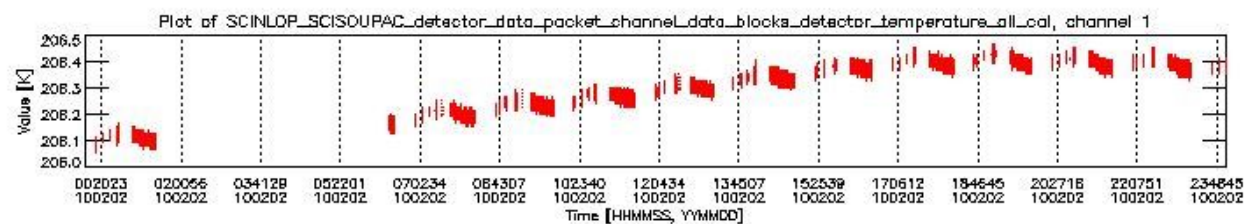
sciamachy_daily_report_level0_KSPT_L0_4303_N_20100202_1.PNG



sciamachy_daily_report_level0_KSPT_L0_4303_N_20100202_2.PNG



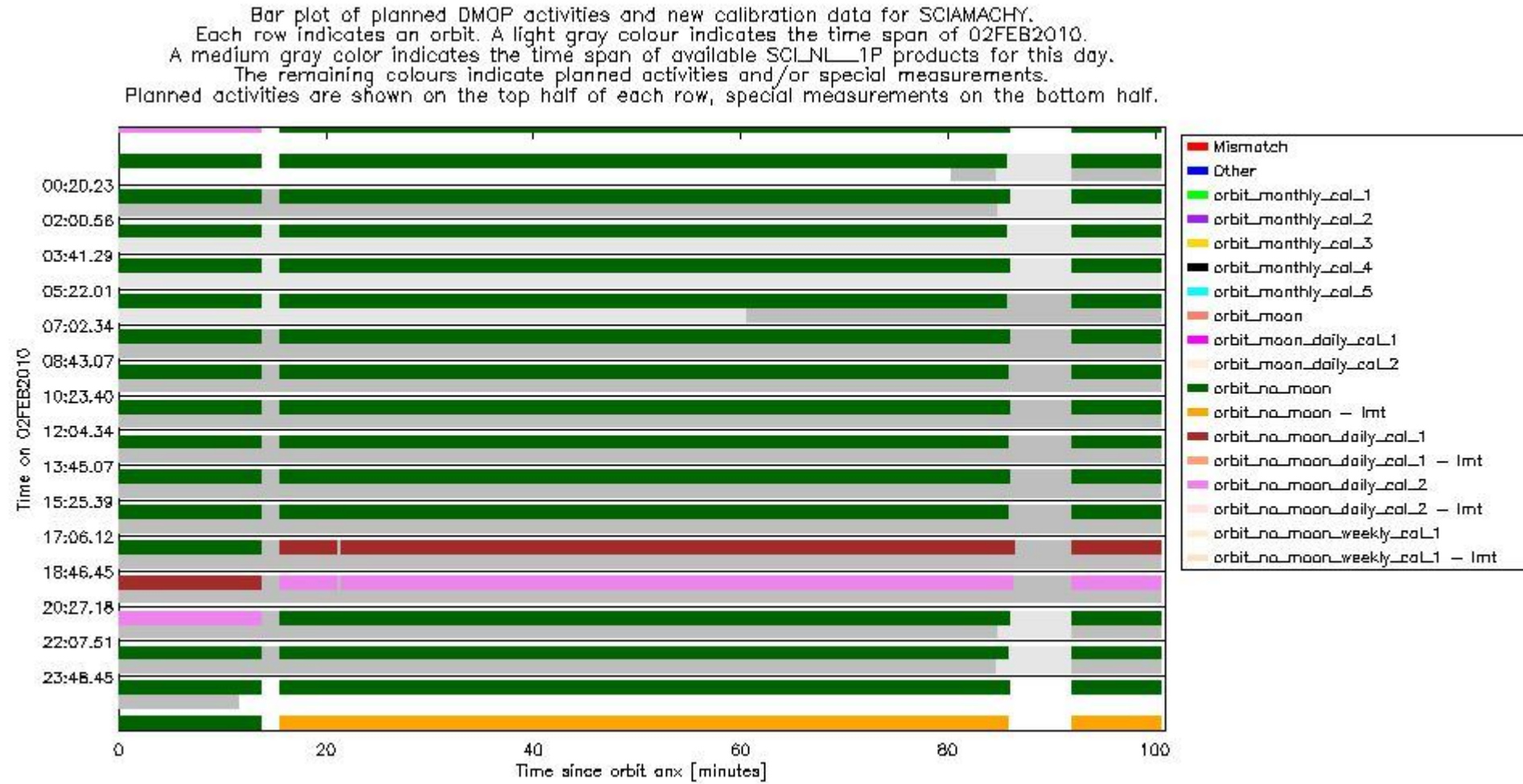
sciamachy_daily_report_level0_KSPT_L0_4303_N_20100202_3.PNG



0.3 State monitoring

No instrument tracking information available. This section gives an analysis of the DMOP execution. The execution is monitored by assigning various activities to timeline sequences found in the DMOP file, and by checking where "NEW" datasets are available in SCI_NL__1P products.

The following plot gives an overview of planned activities and actual state ids in the Level 0 products. The planning is taken from the DMOP files, and interpreted using information from OSDF files.



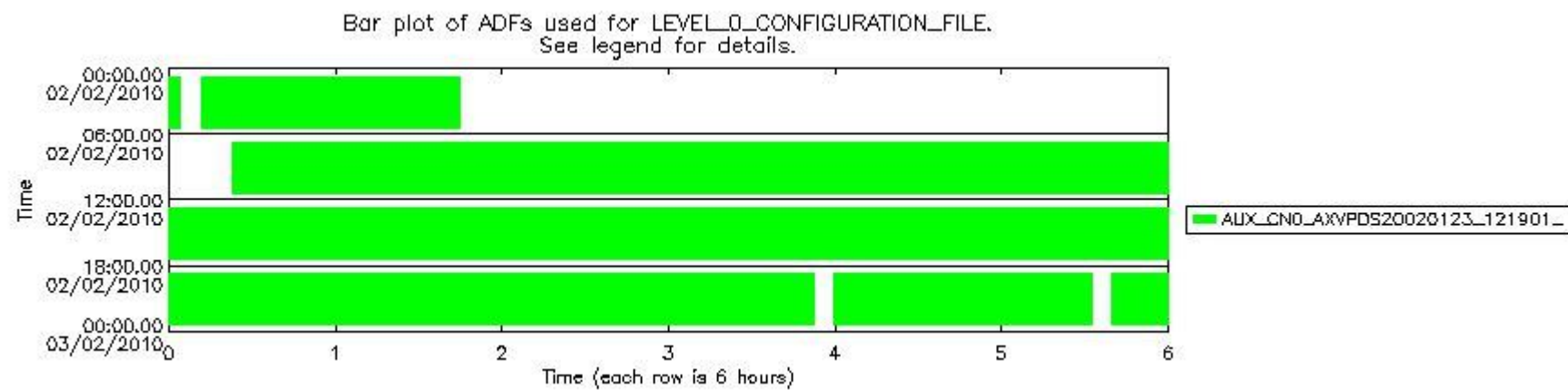
0.4 ADF monitoring

This section shows the (variation in) ADFs used for each of the products. It consists of:

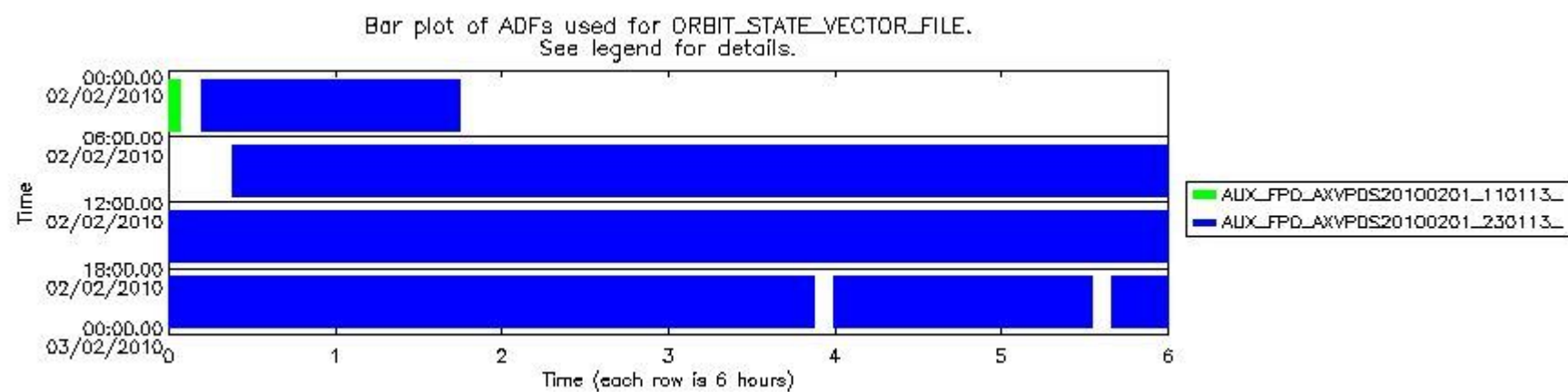
- A table showing which ADFs were used for processing (red values indicate that multiple ADFs of the same type were used)
- Various time line plots, one for each ADF, which show when which ADF was used.

If multiple ADFs of a single type were used, these are marked **red** in the table.

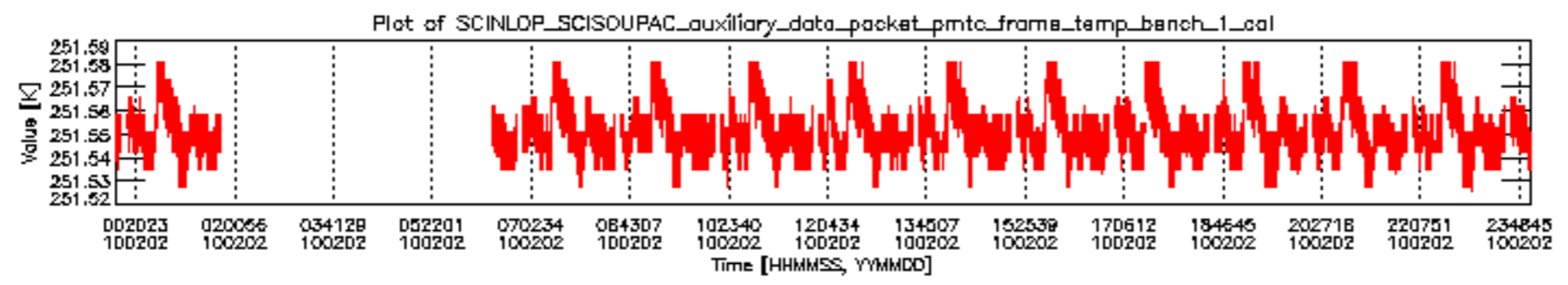
Number	ADF
	CNO (LEVEL_0_CONFIGURATION_FILE)
0	AUX_CNO_AXVPDS20020123_121901_20020101_000000_20200101_000000
	FPO (ORBIT_STATE_VECTOR_FILE)
1	AUX_FPO_AXVPDS20100201_110113_20100131_195002_20100210_211615
2	AUX_FPO_AXVPDS20100201_230113_20100201_191825_20100211_204437

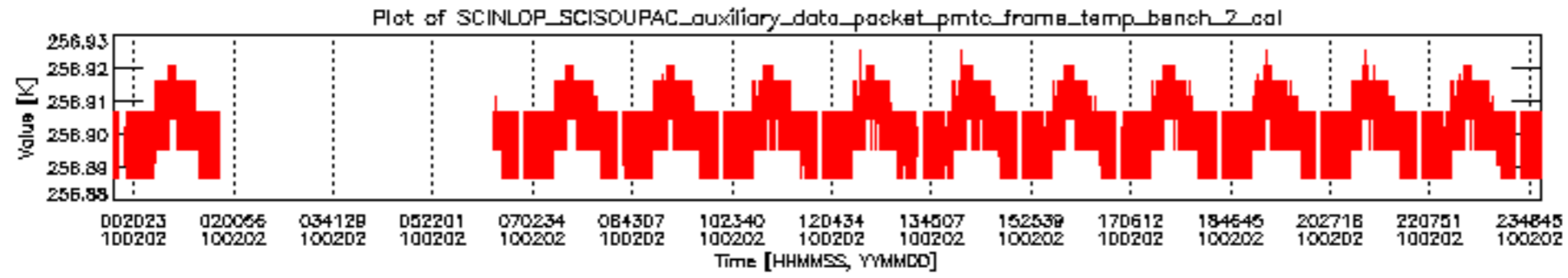


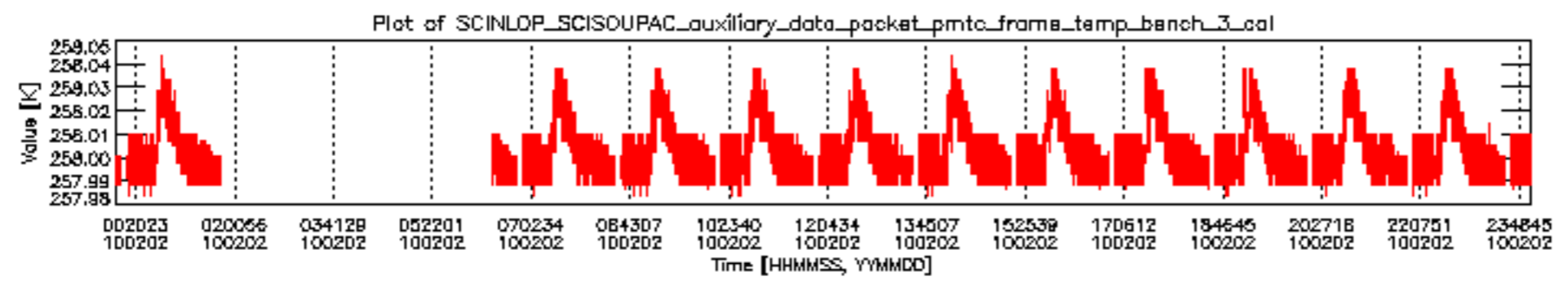
sciamachy_daily_report_level0_KSPT_L0_4303_N_20100202_6.PNG

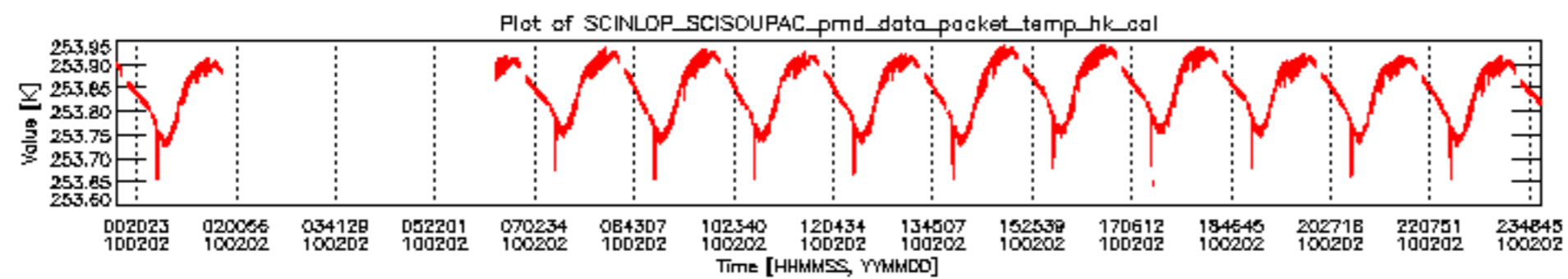


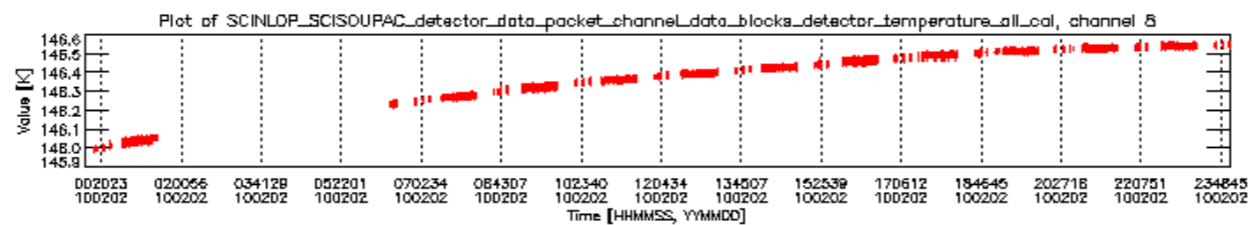
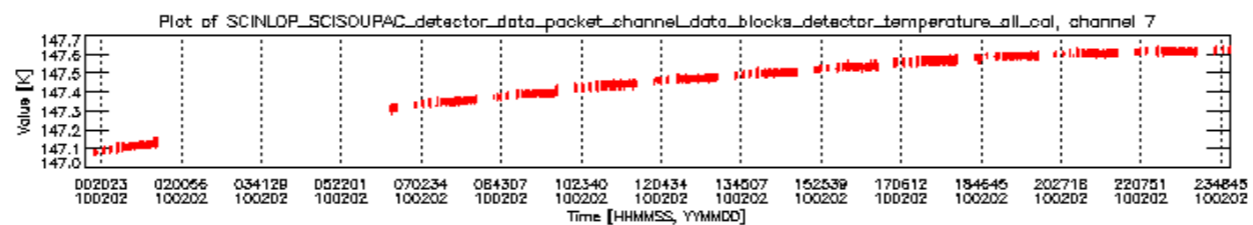
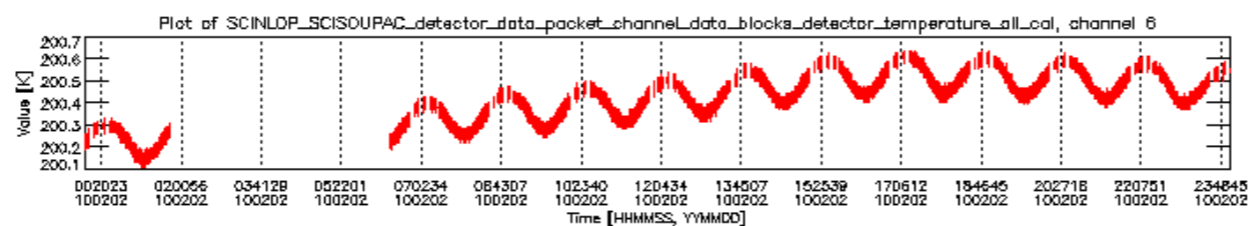
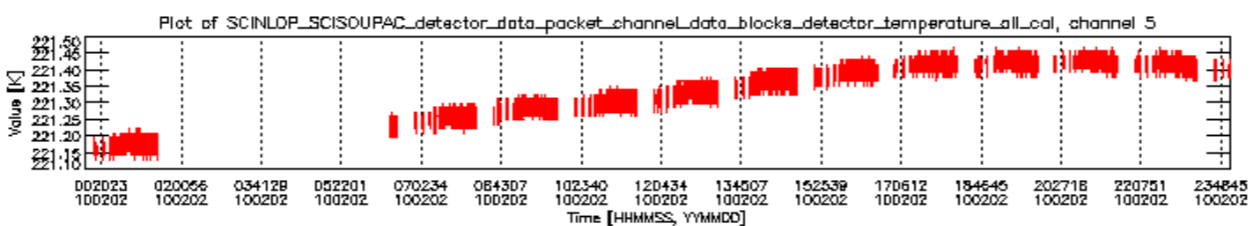
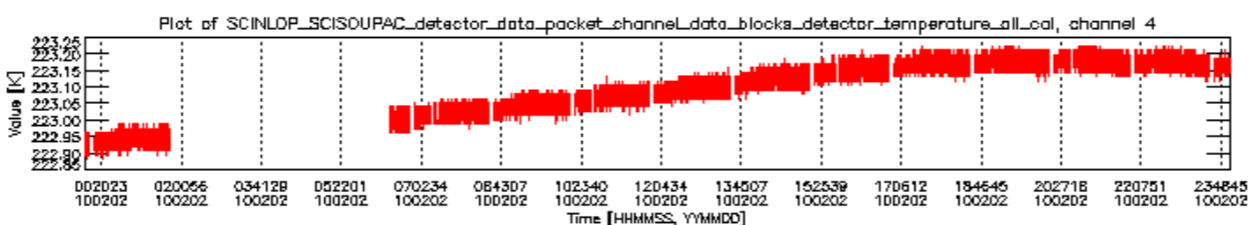
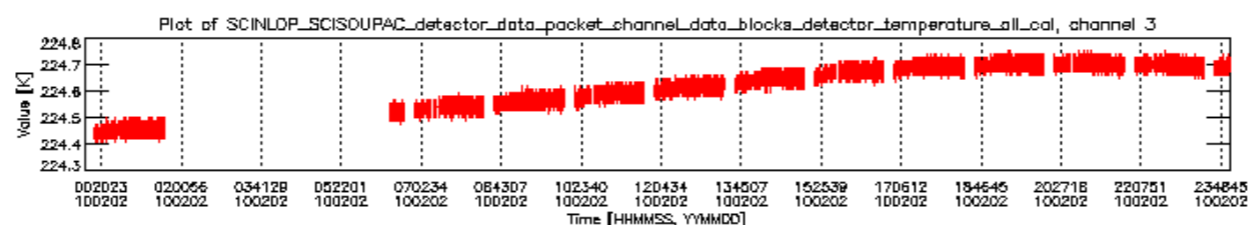
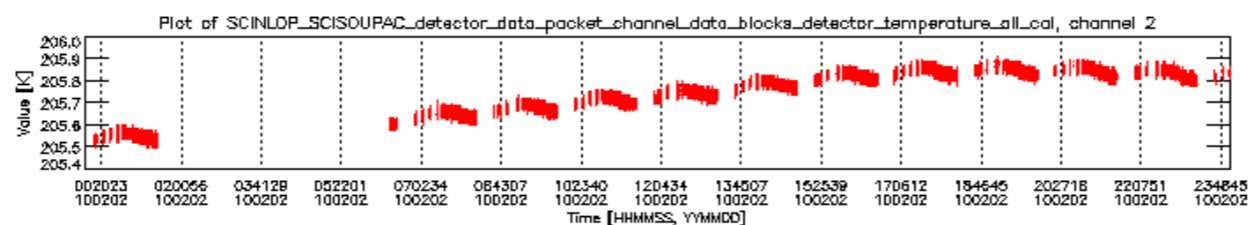
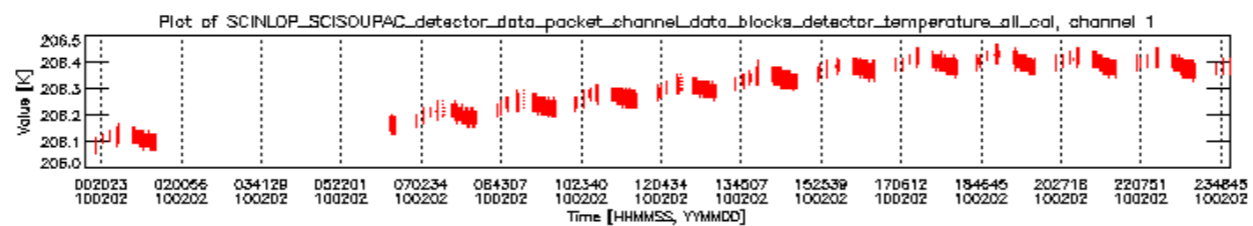
sciamachy_daily_report_level0_KSPT_L0_4303_N_20100202_7.PNG











Bar plot of planned DMOP activities and new calibration data for SCIAMACHY.
 Each row indicates an orbit. A light gray colour indicates the time span of 02FEB2010.
 A medium gray color indicates the time span of available SCI_NL_1P products for this day.
 The remaining colours indicate planned activities and/or special measurements.
 Planned activities are shown on the top half of each row, special measurements on the bottom half.

