

0. SCIAMACHY Daily Report for Level 0 products

[0.1 General Info](#)

[0.2 Product Quality Indicators](#)

[0.3 State monitoring](#)

[0.4 ADF monitoring](#)

0.1 General Info

This report contains a daily analysis on parameters extracted from SCIAMACHY level 0 data (The SCI_NL__0P product).

0.1.1 Report summary

The table below shows general characteristics of the data that are included into this report.

Item	Value
Report version	v1.3 20060731
Time of report generation	26DEC2009 06:21:17
Data source version	KSPT_L0/4303-N
Processing scope for products	22DEC2009 00:00:00 to 23DEC2009 00:00:00
Start time of first product within scope	21DEC2009 22:46:25
Stop time of last product within scope	22DEC2009 23:55:11
Total number of level 0 products	16
Number of level 0 products with errors	0

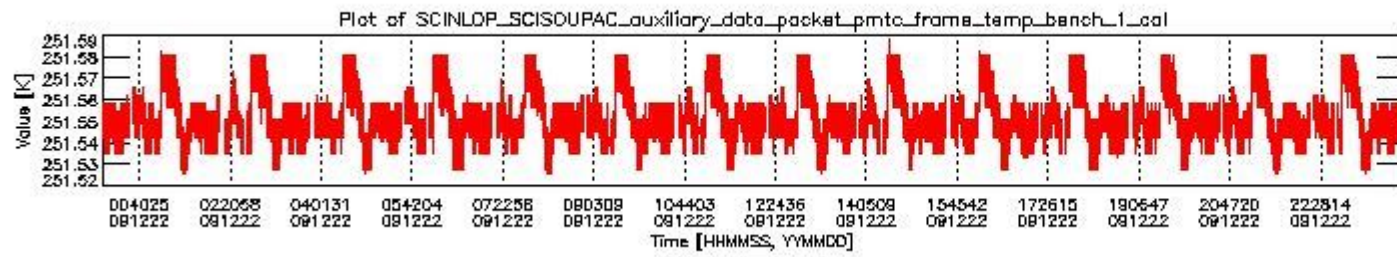
0.1.2 Summary per product

The following table shows a summary for each product used in this report.

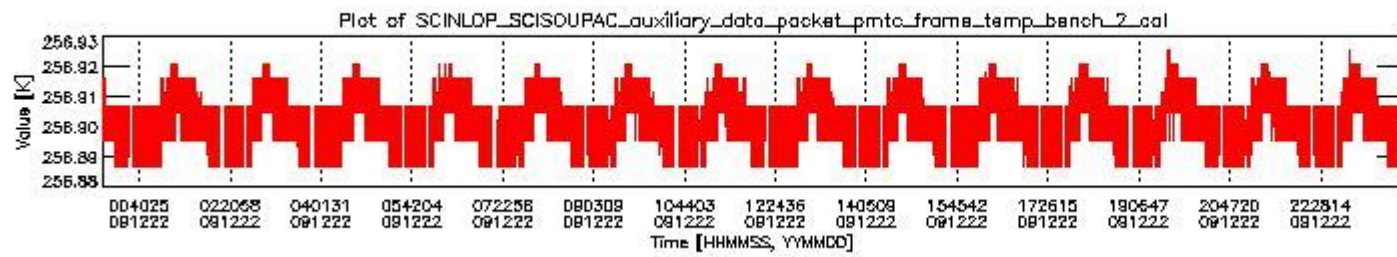
#	Product name	Start time	Stop time	Prod err	ISP err sign	ISP miss sign	ISP disc sign	rs sign
0	SCI_NL__OPNPDE20091221_224625_000060232085_00201_40836_0576.N1	21DEC2009 22:46:25	22DEC2009 00:26:48	0	0	0	0	0
1	SCI_NL__OPNPDE20091222_002648_000059112085_00202_40837_0577.N1	22DEC2009 00:26:48	22DEC2009 02:05:20	0	0	0	0	0
2	SCI_NL__OPNPDE20091222_020411_000046162085_00203_40838_0578.N1	22DEC2009 02:04:11	22DEC2009 03:21:08	0	0	0	0	0
3	SCI_NL__OPNPDE20091222_031959_000061732085_00204_40839_0579.N1	22DEC2009 03:19:59	22DEC2009 05:02:52	0	0	0	0	0
4	SCI_NL__OPNPDE20091222_050252_000060232085_00205_40840_0580.N1	22DEC2009 05:02:52	22DEC2009 06:43:15	0	0	0	0	0
5	SCI_NL__OPNPDK20091222_064219_000039332085_00206_40841_3630.N1	22DEC2009 06:42:19	22DEC2009 07:47:53	0	0	0	0	0
6	SCI_NL__OPNPDK20091222_074439_000064662085_00207_40842_3631.N1	22DEC2009 07:44:39	22DEC2009 09:32:25	0	0	0	0	0
7	SCI_NL__OPNPDK20091222_093020_000059802085_00208_40843_3632.N1	22DEC2009 09:30:20	22DEC2009 11:10:00	0	0	0	0	0
8	SCI_NL__OPNPDK20091222_110904_000060922085_00209_40844_3633.N1	22DEC2009 11:09:04	22DEC2009 12:50:36	0	0	0	0	0
9	SCI_NL__OPNPDK20091222_124940_000058422085_00210_40845_3634.N1	22DEC2009 12:49:40	22DEC2009 14:27:02	0	0	0	0	0
10	SCI_NL__OPNPDK20091222_142702_000060362085_00211_40846_3635.N1	22DEC2009 14:27:02	22DEC2009 16:07:38	0	0	0	0	0
11	SCI_NL__OPNPDK20091222_160738_000058112085_00212_40847_3636.N1	22DEC2009 16:07:38	22DEC2009 17:44:30	0	0	0	0	0
12	SCI_NL__OPNPDK20091222_174430_000058172085_00213_40848_3637.N1	22DEC2009 17:44:30	22DEC2009 19:21:27	0	0	0	0	0
13	SCI_NL__OPNPDK20091222_192043_000060412085_00214_40849_3638.N1	22DEC2009 19:20:43	22DEC2009 21:01:24	0	0	0	0	0
14	SCI_NL__OPNPDE20091222_210542_000041462085_00215_40850_0581.N1	22DEC2009 21:05:42	22DEC2009 22:14:48	0	0	0	0	0
15	SCI_NL__OPNPDE20091222_221448_000060232085_00215_40850_0582.N1	22DEC2009 22:14:48	22DEC2009 23:55:11	0	0	0	0	0

0.2 Product Quality Indicators

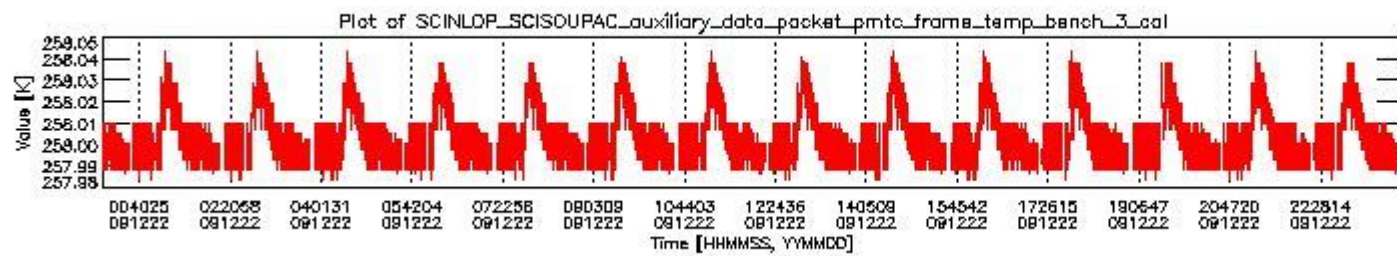
This section shows information about product quality, currently temperatures.



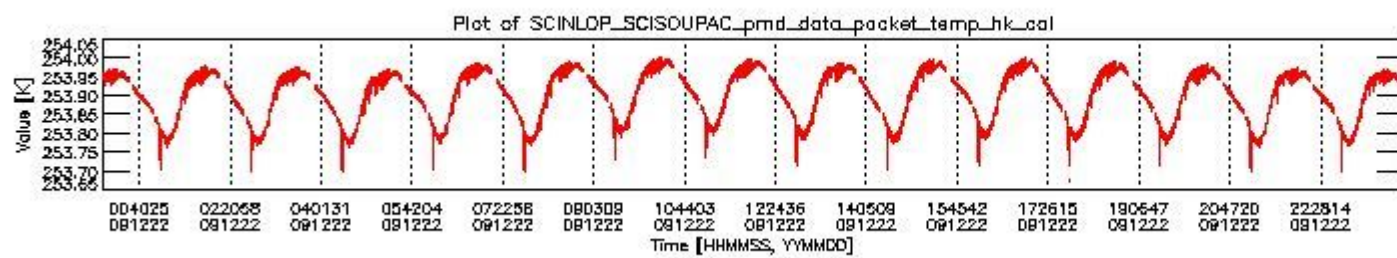
sciamachy_daily_report_level0_KSPT_L0_4303_N_20091222_0.PNG



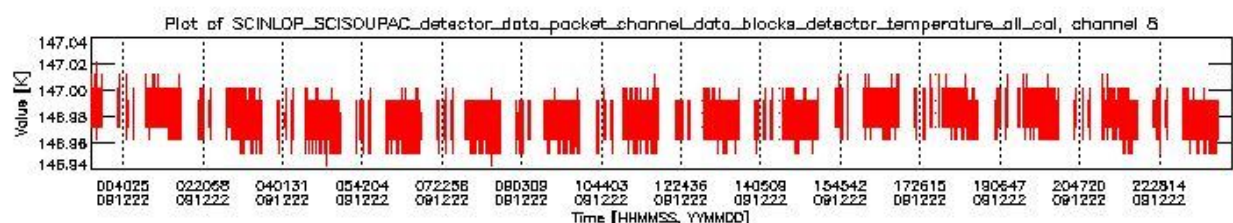
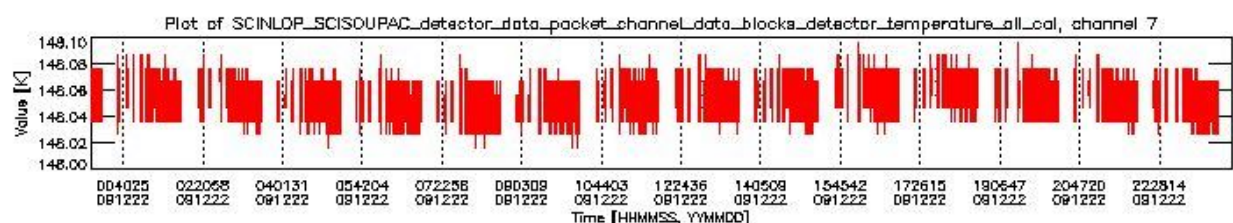
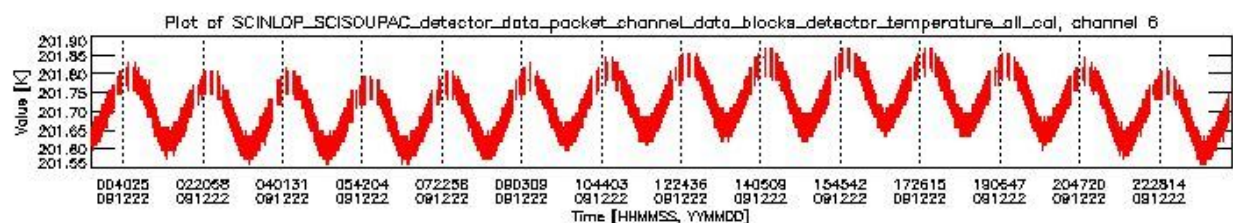
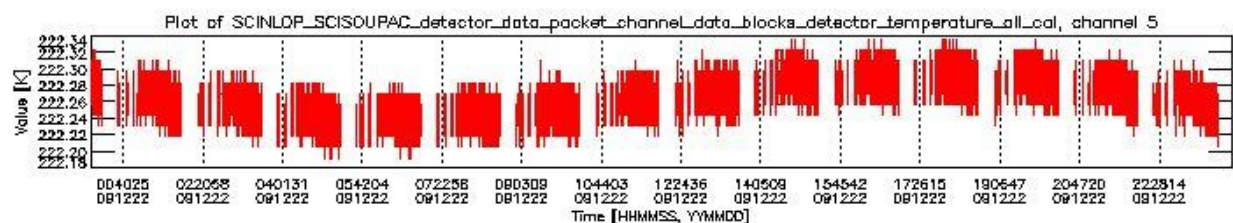
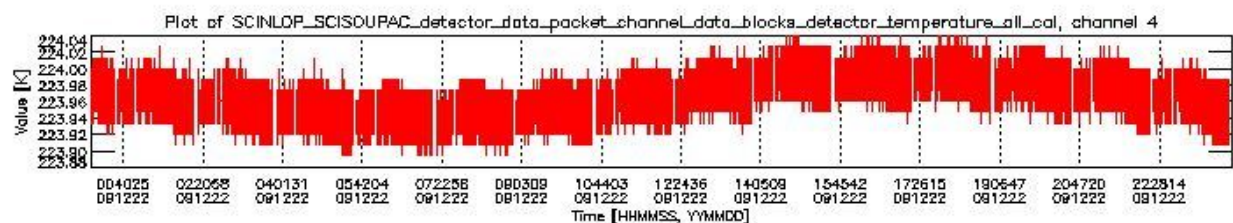
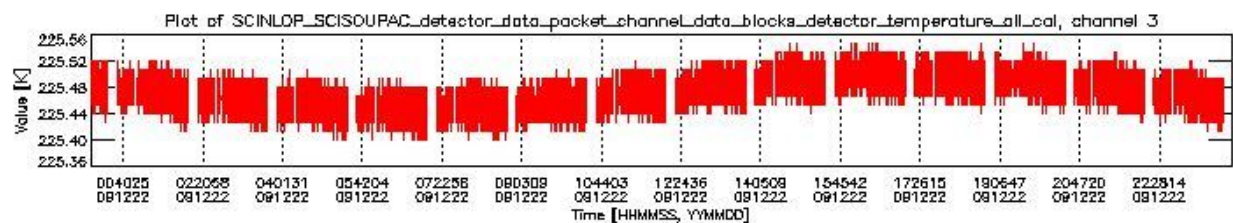
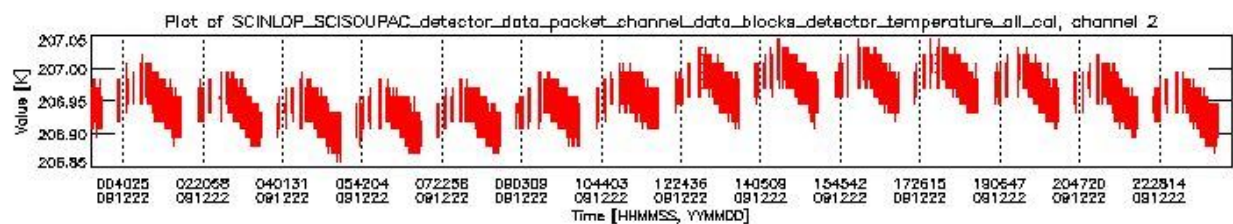
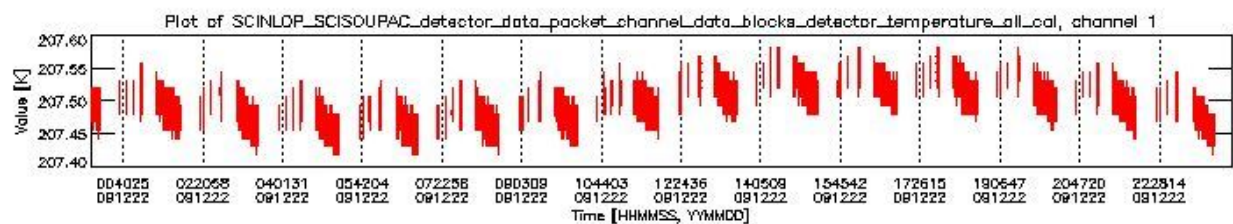
sciamachy_daily_report_level0_KSPT_L0_4303_N_20091222_1.PNG



sciamachy_daily_report_level0_KSPT_L0_4303_N_20091222_2.PNG



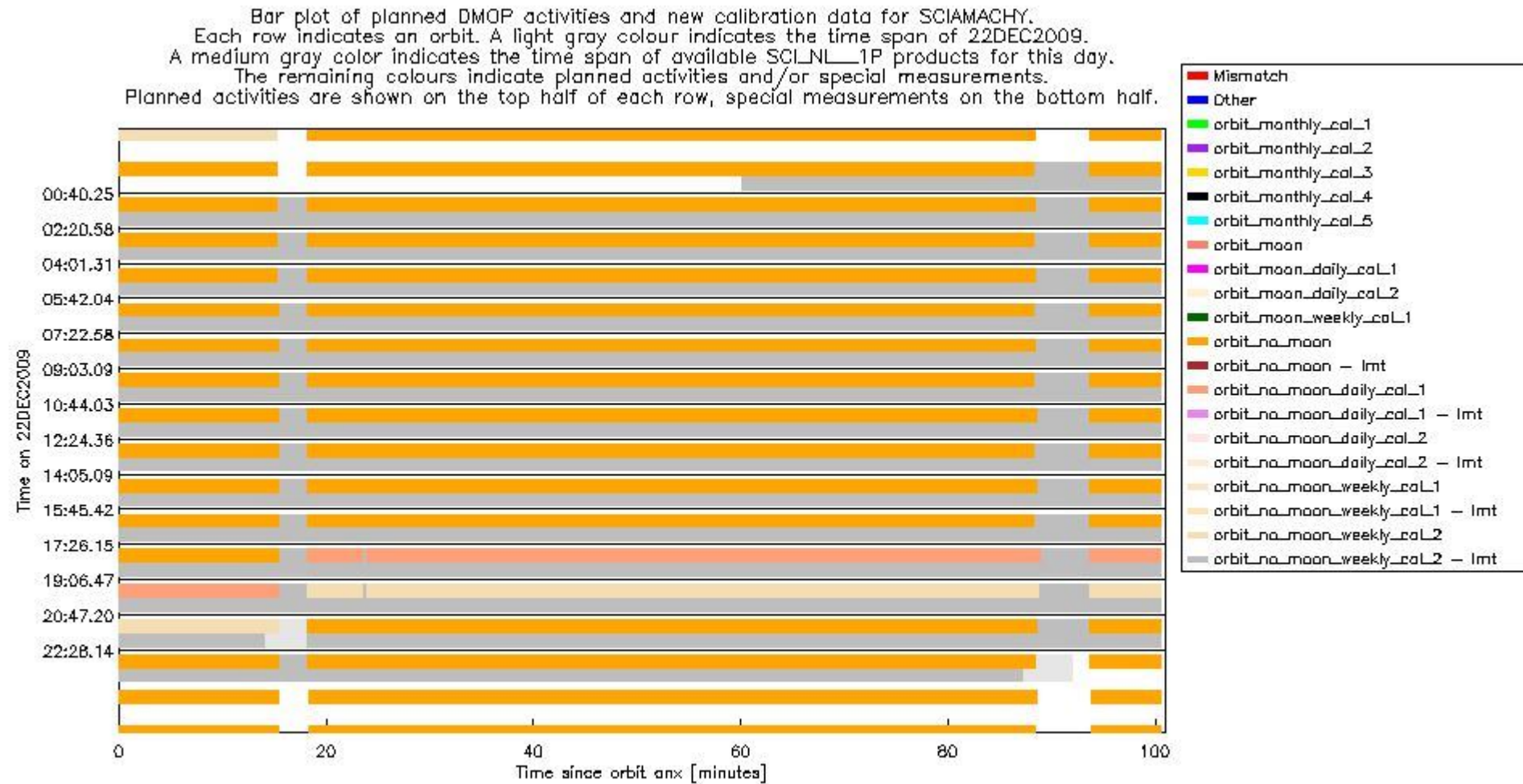
sciamachy_daily_report_level0_KSPT_L0_4303_N_20091222_3.PNG



0.3 State monitoring

No instrument tracking information available. This section gives an analysis of the DMOP execution. The execution is monitored by assigning various activities to timeline sequences found in the DMOP file, and by checking where "NEW" datasets are available in SCI_NL__1P products.

The following plot gives an overview of planned activities and actual state ids in the Level 0 products. The planning is taken from the DMOP files, and interpreted using information from OSDF files.



sciamachy_daily_report_level0_KSPT_L0_4303_N_20091222_5.PNG

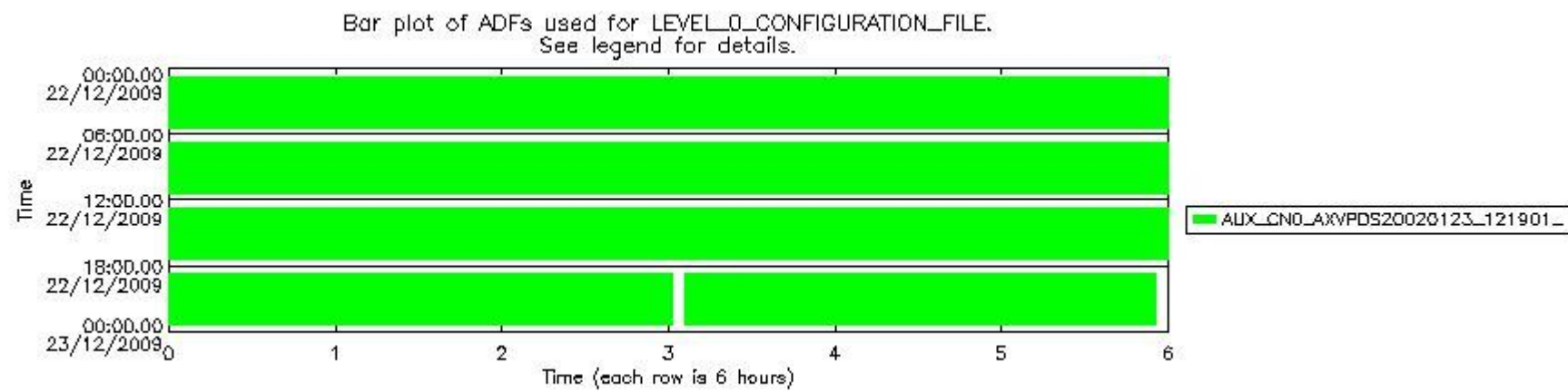
0.4 ADF monitoring

This section shows the (variation in) ADFs used for each of the products. It consists of:

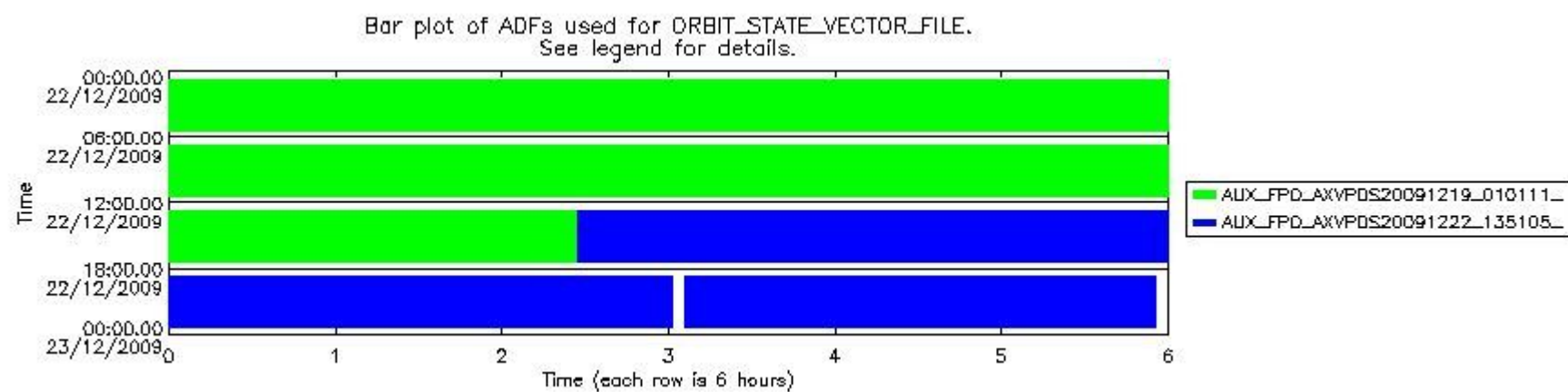
- A table showing which ADFs were used for processing (red values indicate that multiple ADFs of the same type were used)
- Various time line plots, one for each ADF, which show when which ADF was used.

If multiple ADFs of a single type were used, these are marked **red** in the table.

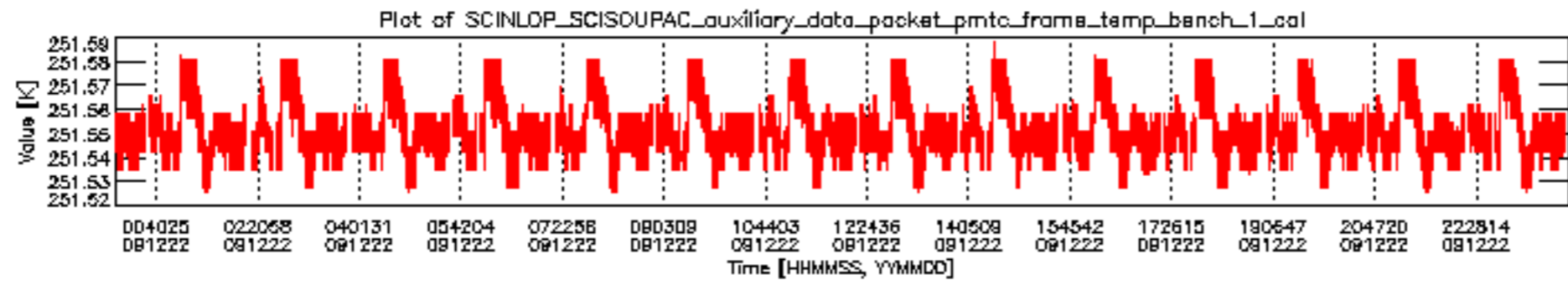
Number	ADF
	CNO (LEVEL_0_CONFIGURATION_FILE)
0	AUX_CNO_AXVPDS20020123_121901_20020101_000000_20200101_000000
	FPO (ORBIT_STATE_VECTOR_FILE)
1	AUX_FPO_AXVPDS20091219_010111_20091218_193247_20091228_205902
2	AUX_FPO_AXVPDS20091222_135105_20091220_182934_20091230_213624

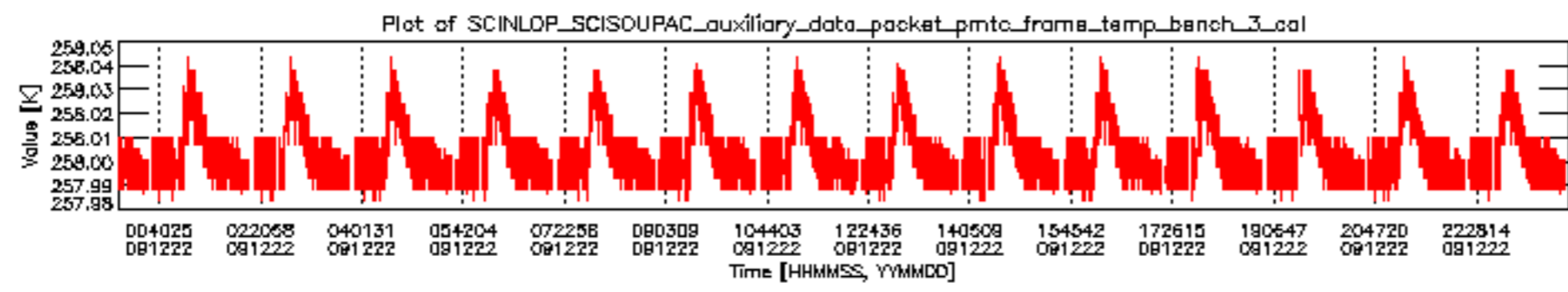


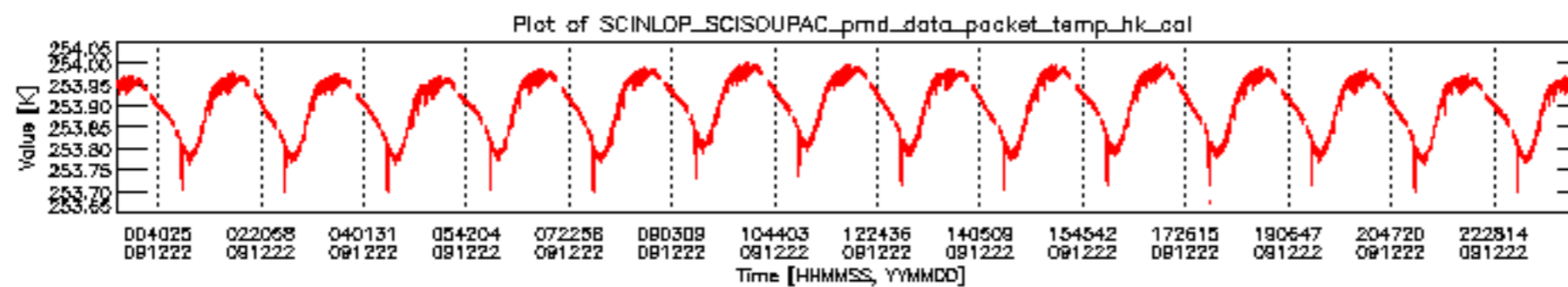
sciamachy_daily_report_level0_KSPT_L0_4303_N_20091222_6.PNG

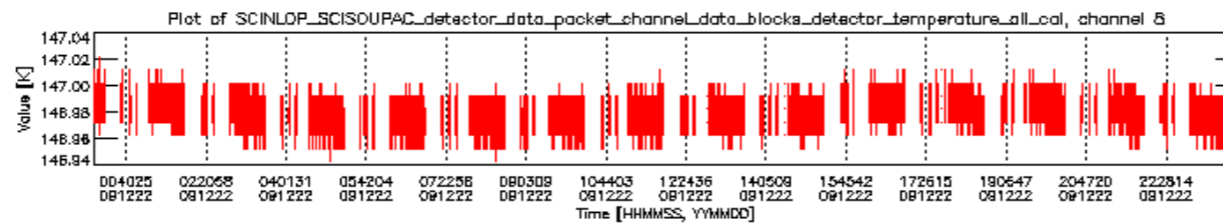
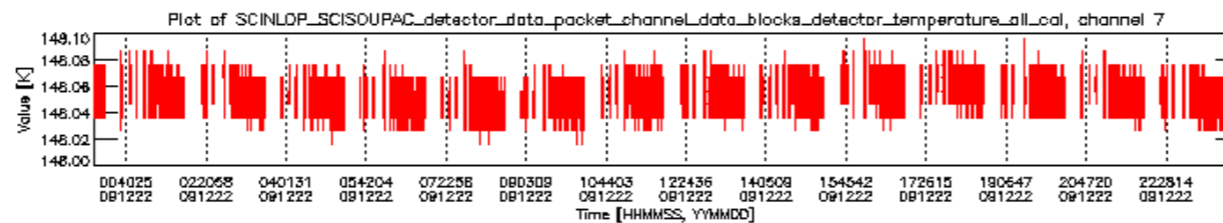
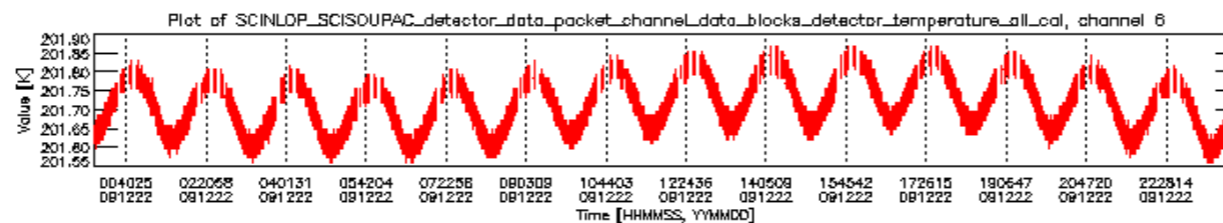
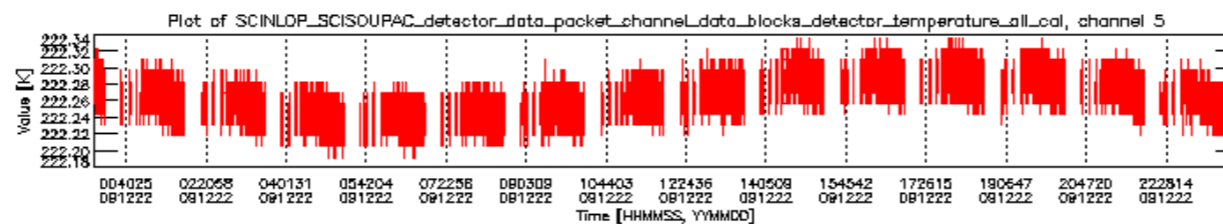
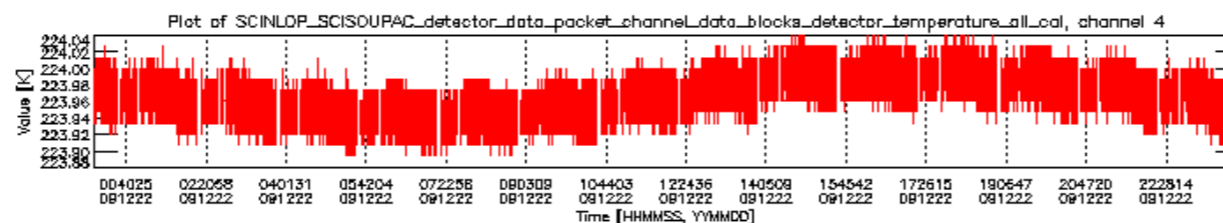
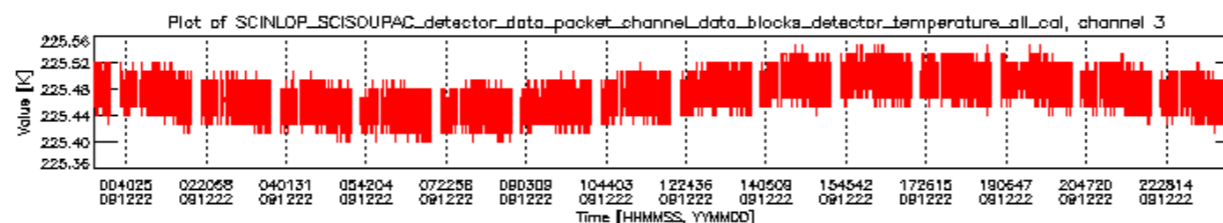
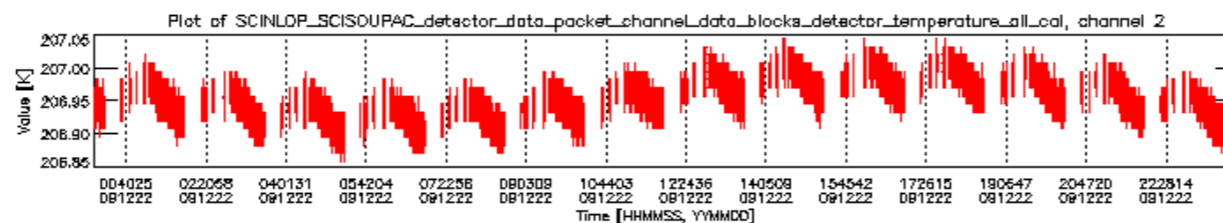
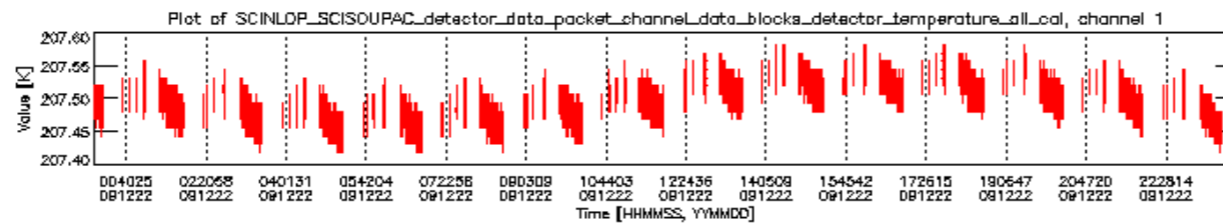


sciamachy_daily_report_level0_KSPT_L0_4303_N_20091222_7.PNG









Bar plot of planned DMOP activities and new calibration data for SCIAMACHY.
 Each row indicates an orbit. A light gray colour indicates the time span of 22DEC2009.
 A medium gray color indicates the time span of available SCI_NL_1P products for this day.
 The remaining colours indicate planned activities and/or special measurements.
 Planned activities are shown on the top half of each row, special measurements on the bottom half.

