

0. SCIAMACHY Daily Report for level 0 products

[0.1 General Info](#)

[0.2 Product Quality Indicators](#)

[0.3 State monitoring](#)

[0.4 ADF monitoring](#)

0.1 General Info

This report contains a daily analysis on parameters extracted from SCIAMACHY level 0 data (The SCI_NL__0P product).

0.1.1 Report summary

The table below shows general characteristics of the data that are included into this report.

Item	Value
Report version	v1.3 20060731
Time of report generation	23NOV2009 06:20:02
Data source version	KSPT_L0/4303-N
Processing scope for products	19NOV2009 00:00:00 to 20NOV2009 00:00:00
Start time of first product within scope	19NOV2009 10:08:27
Stop time of last product within scope	20NOV2009 00:31:48
Total number of level 0 products	9
Number of level 0 products with errors	0

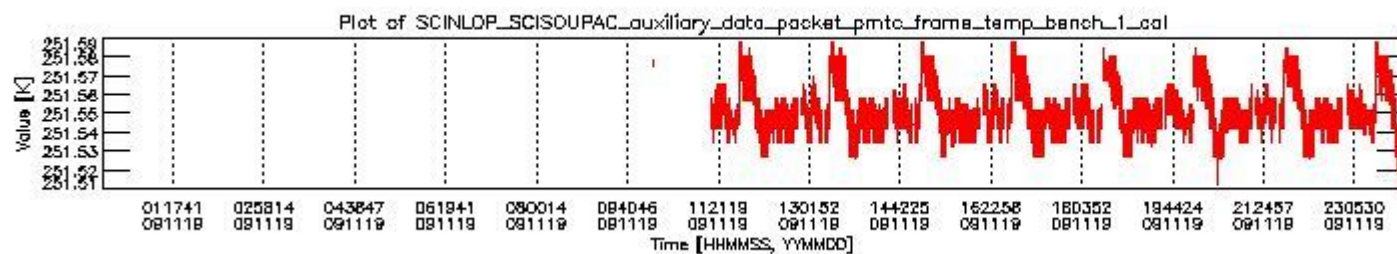
0.1.2 Summary per product

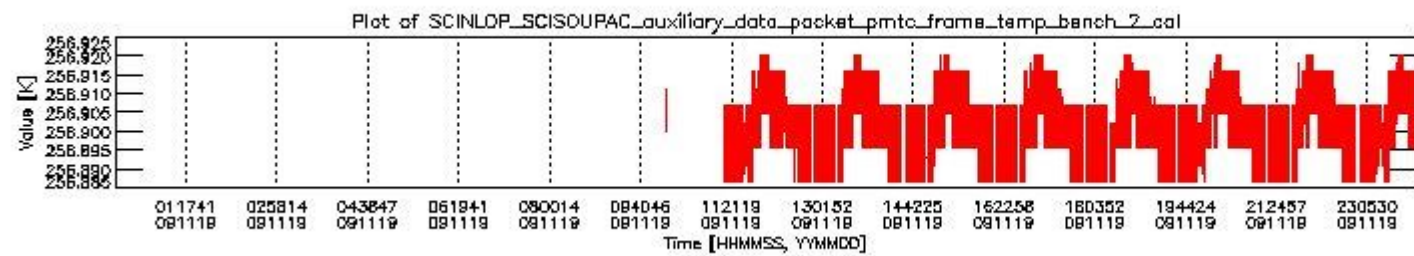
The following table shows a summary for each product used in this report.

#	Product name	Start time	Stop time	Prod err	ISP err sign	ISP miss sign	ISP disc sign	rs sign
0	SCI_NL__0PNPDK20091119_100827_000058762084_00237_40371_3326.N1	19NOV2009 10:08:27	19NOV2009 11:46:23	0	0	0	0	0
1	SCI_NL__0PNPDK20091119_114527_000059802084_00238_40372_3327.N1	19NOV2009 11:45:27	19NOV2009 13:25:07	0	0	0	0	0
2	SCI_NL__0PNPDK20091119_132249_000060362084_00239_40373_3328.N1	19NOV2009 13:22:49	19NOV2009 15:03:25	0	0	0	0	0
3	SCI_NL__0PNPDK20091119_150325_000060362084_00240_40374_3329.N1	19NOV2009 15:03:25	19NOV2009 16:44:02	0	0	0	0	0
4	SCI_NL__0PNPDK20091119_164402_000058122084_00241_40375_3330.N1	19NOV2009 16:44:02	19NOV2009 18:20:53	0	0	0	0	0
5	SCI_NL__0PNPDK20091119_182053_000057442084_00242_40376_3331.N1	19NOV2009 18:20:53	19NOV2009 19:56:37	0	0	0	0	0
6	SCI_NL__0PNPDE20091119_200130_000039612084_00243_40377_0373.N1	19NOV2009 20:01:30	19NOV2009 21:07:31	0	0	0	0	0
7	SCI_NL__0PNPDE20091119_210514_000063452084_00243_40377_0374.N1	19NOV2009 21:05:14	19NOV2009 22:50:59	0	0	0	0	0
8	SCI_NL__0PNPDE20091119_225705_000056832084_00244_40378_0375.N1	19NOV2009 22:57:05	20NOV2009 00:31:48	0	0	0	0	0

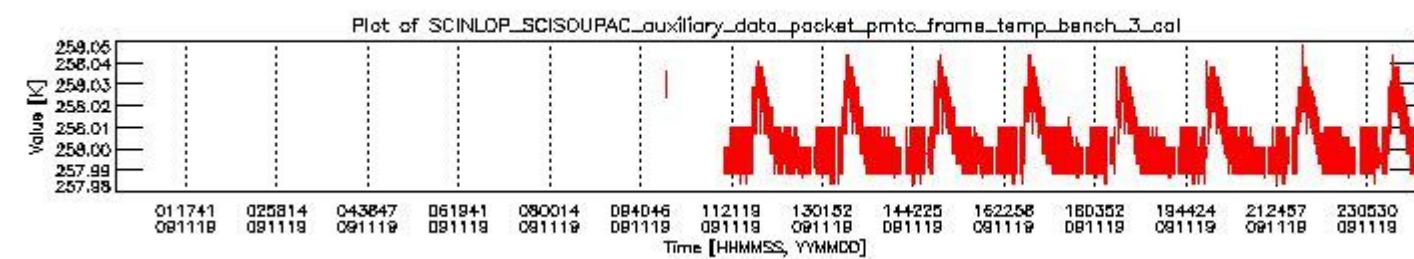
0.2 Product Quality Indicators

This section shows information about product quality, currently temperatures.

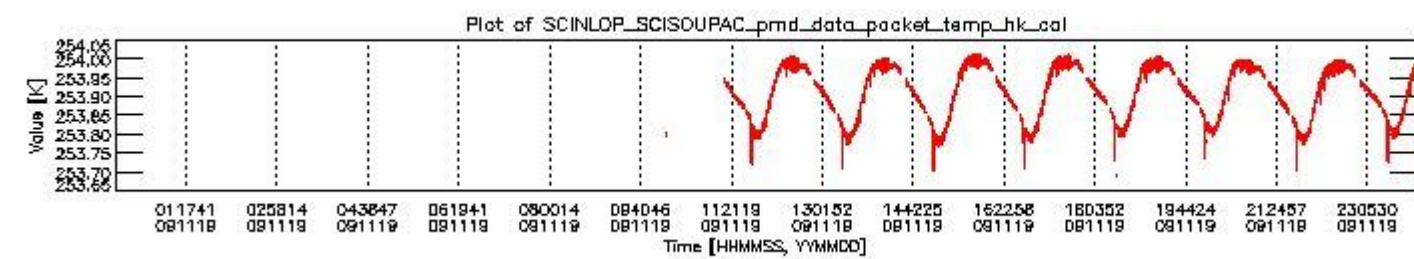




sciamachy_daily_report_level0_KSPT_L0_4303_N_20091119_1.PNG



sciamachy_daily_report_level0_KSPT_L0_4303_N_20091119_2.PNG

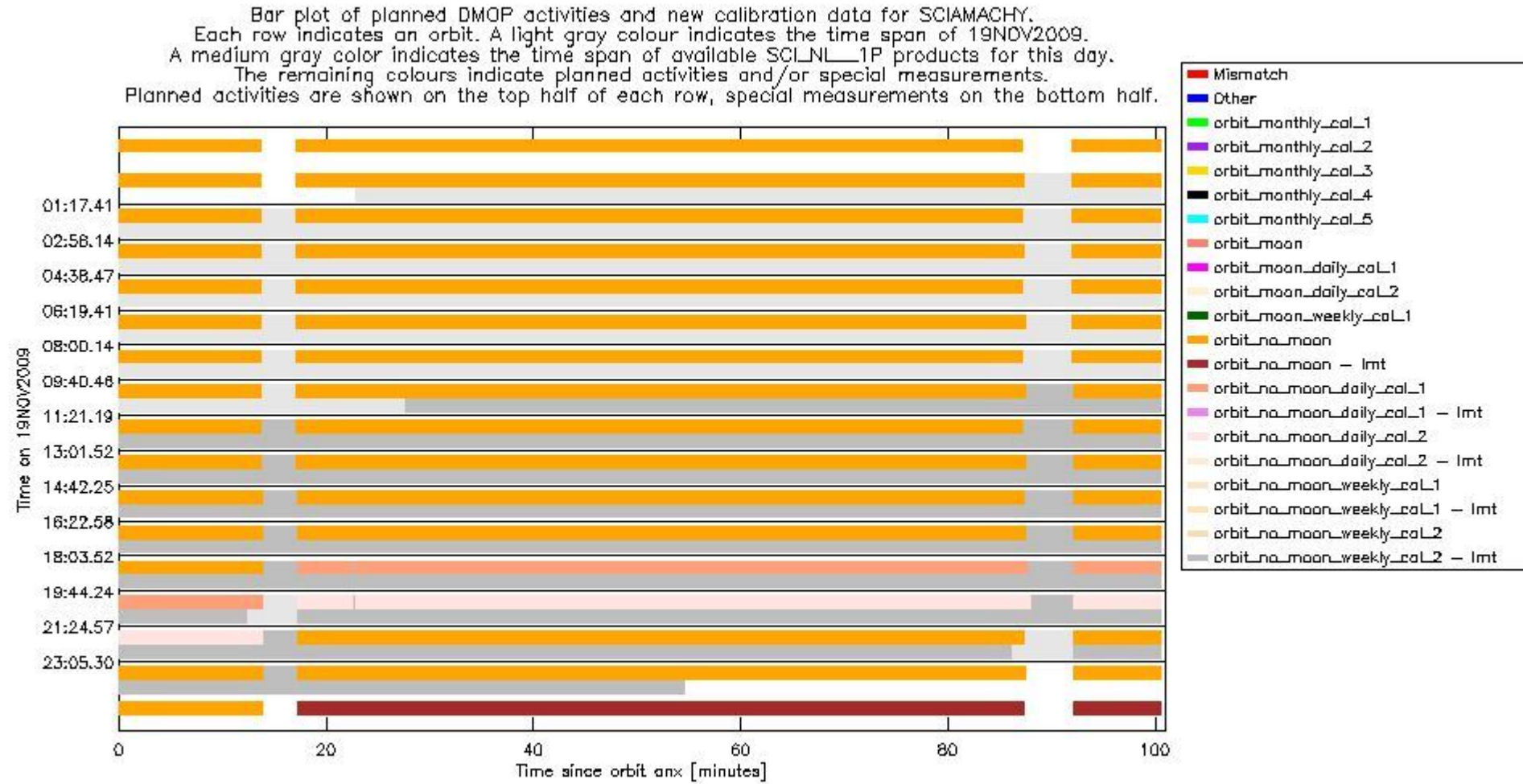


sciamachy_daily_report_level0_KSPT_L0_4303_N_20091119_3.PNG

0.3 State monitoring

No instrument tracking information available. This section gives an analysis of the DMOP execution. The execution is monitored by assigning various activities to timeline sequences found in the DMOP file, and by checking where "NEW" datasets are available in SCI_NL__1P products.

The following plot gives an overview of planned activities and actual state ids in the Level 0 products. The planning is taken from the DMOP files, and interpreted using information from OSDF files.



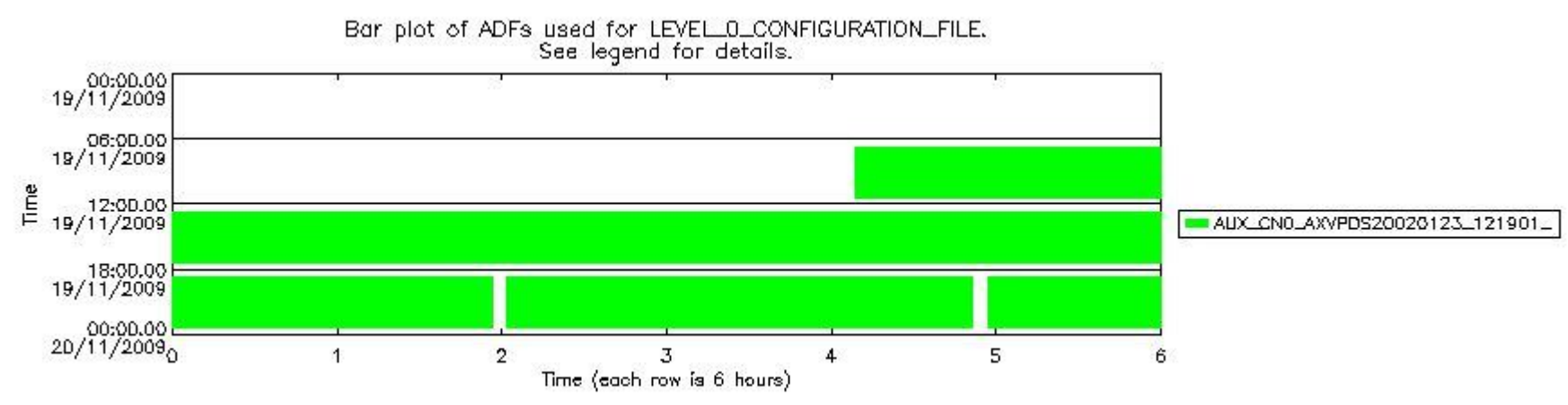
0.4 ADF monitoring

This section shows the (variation in) ADFs used for each of the products. It consists of:

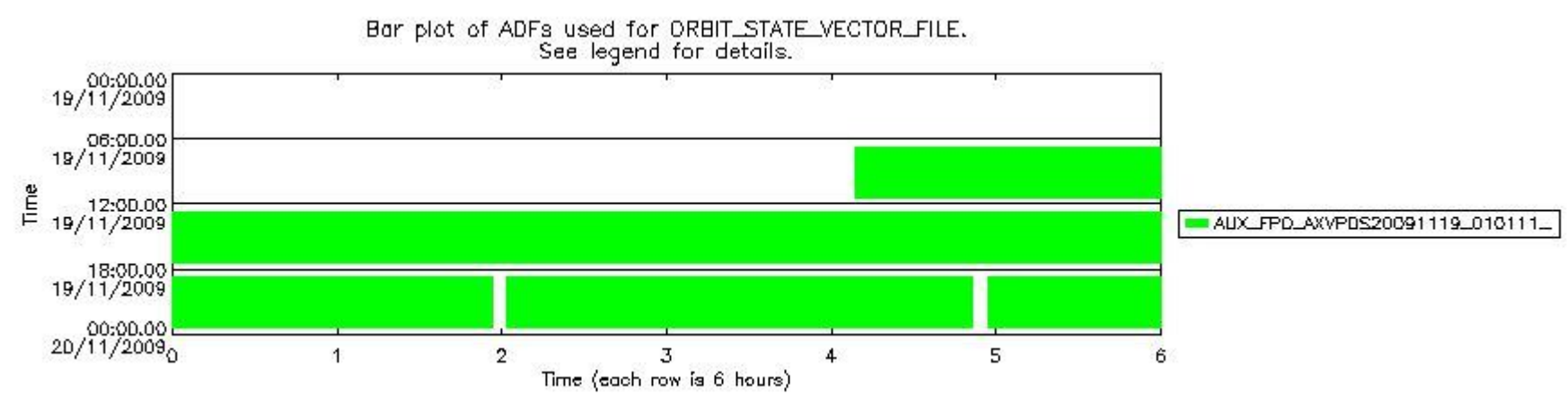
- A table showing which ADFs were used for processing (red values indicate that multiple ADFs of the same type were used)
- Various time line plots, one for each ADF, which show when which ADF was used.

If multiple ADFs of a single type were used, these are marked **red** in the table.

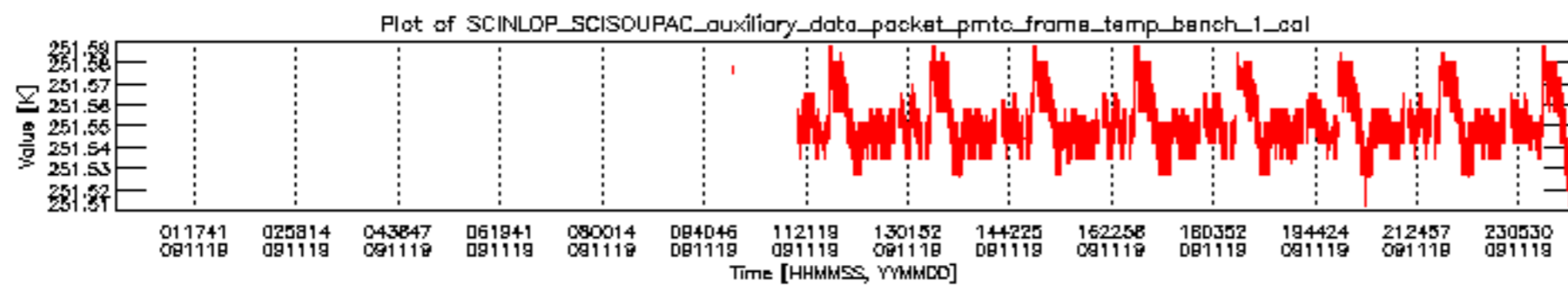
Number	ADF
	CNO (LEVEL_0_CONFIGURATION_FILE)
0	AUX_CNO_AXVPDS20020123_121901_20020101_000000_20200101_000000
	FPO (ORBIT_STATE_VECTOR_FILE)
1	AUX_FPO_AXVPDS20091119_010111_20091118_183520_20091128_200132

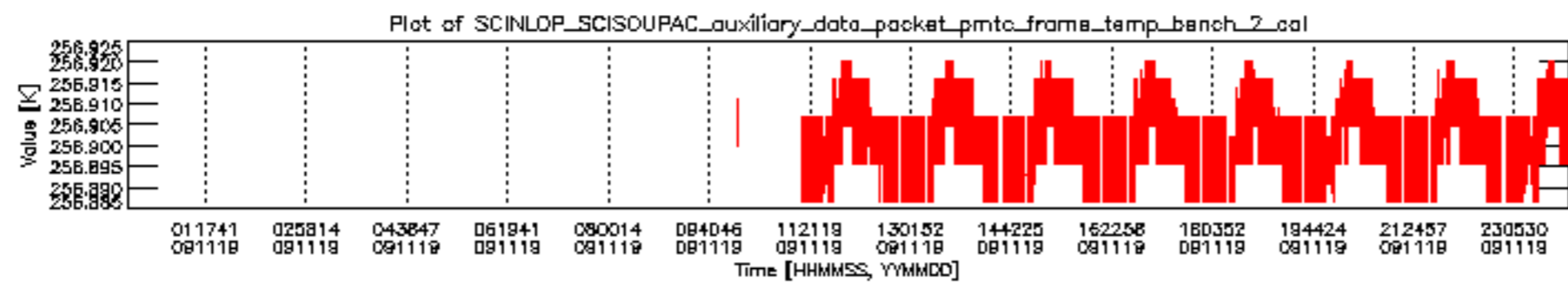


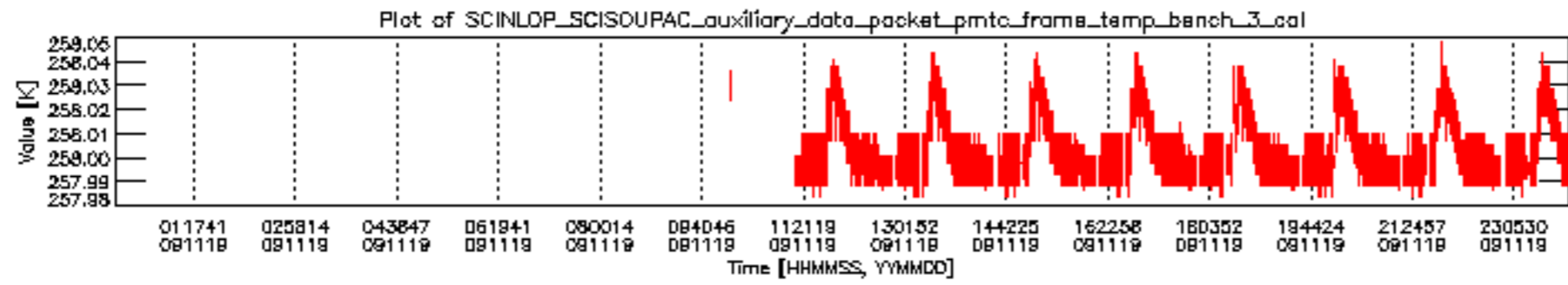
sciamachy_daily_report_level0_KSPT_L0_4303_N_20091119_6.PNG

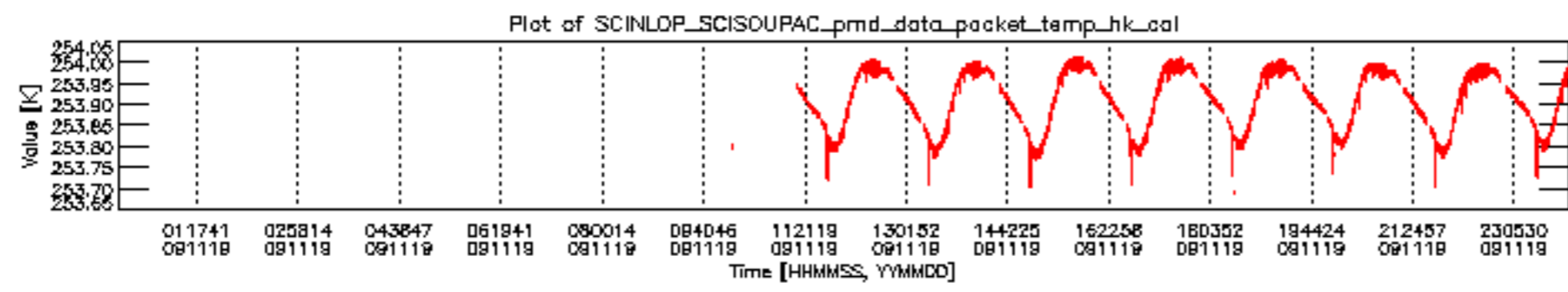


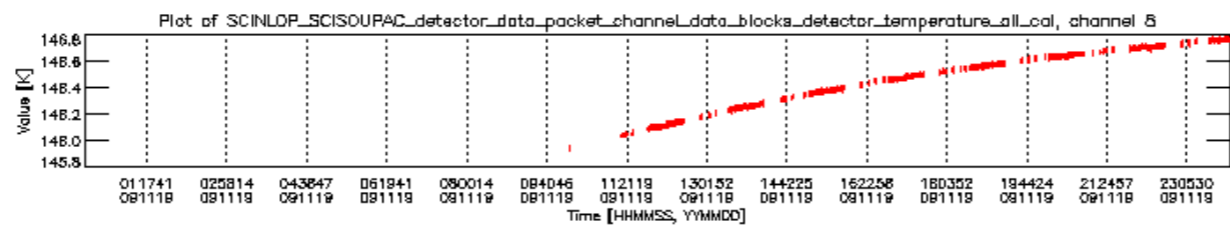
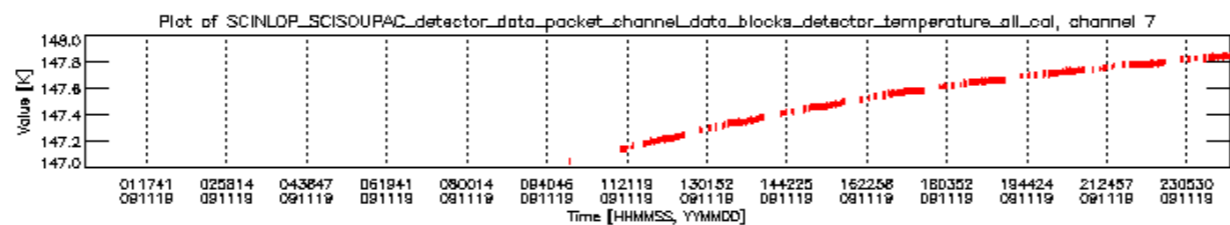
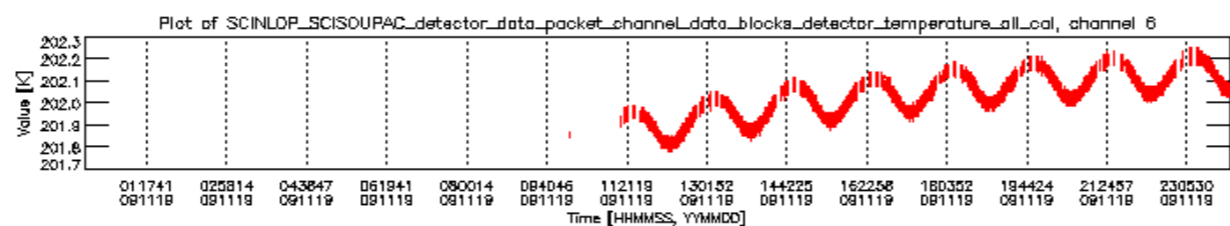
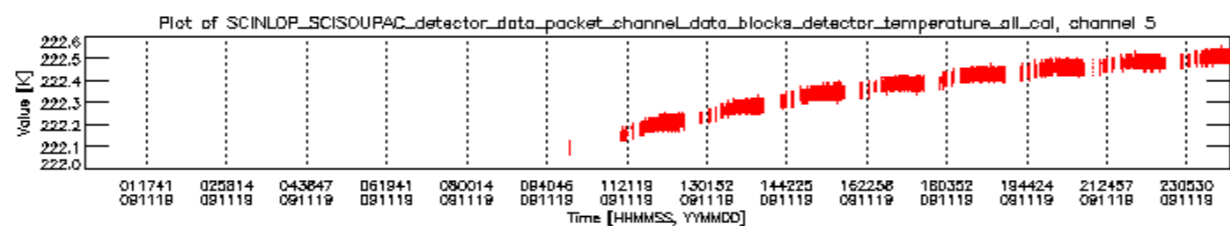
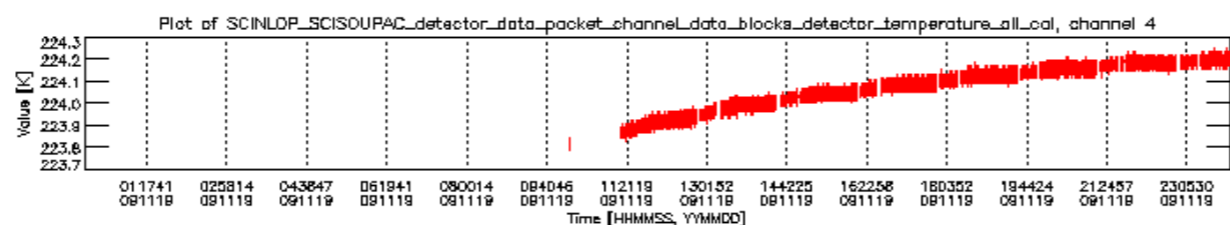
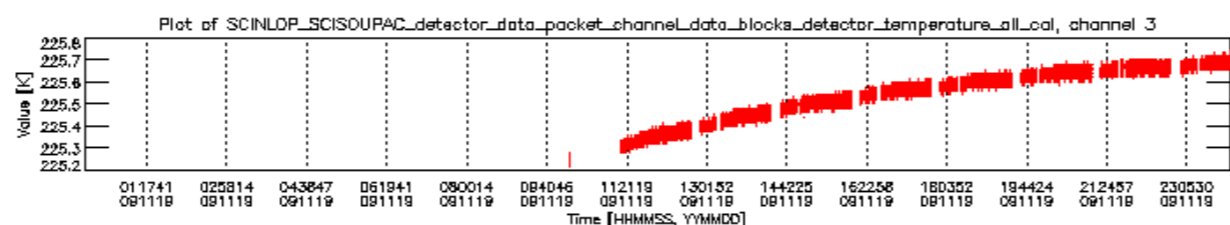
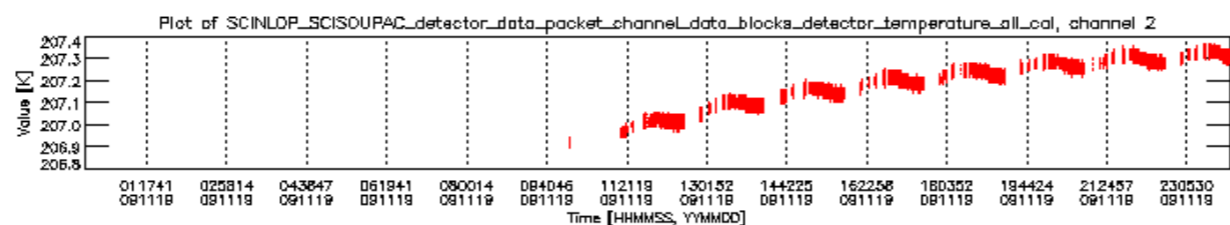
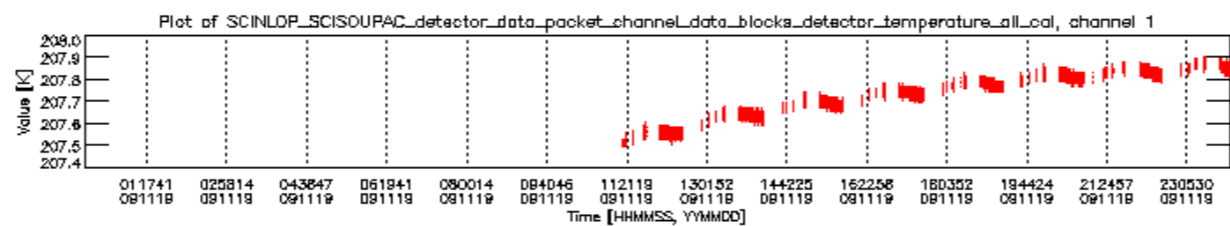
sciamachy_daily_report_level0_KSPT_L0_4303_N_20091119_7.PNG











Bar plot of planned DMOP activities and new calibration data for SCIAMACHY.
 Each row indicates an orbit. A light gray colour indicates the time span of 19NOV2009.
 A medium gray color indicates the time span of available SCI_NL_1P products for this day.
 The remaining colours indicate planned activities and/or special measurements.
 Planned activities are shown on the top half of each row, special measurements on the bottom half.

