

## 0. SCIAMACHY Daily Report for level 0 products

### [0.1 General Info](#)

### [0.2 Product Quality Indicators](#)

### [0.3 State monitoring](#)

### [0.4 ADF monitoring](#)

## 0.1 General Info

This report contains a daily analysis on parameters extracted from SCIAMACHY level 0 data (The SCI\_NL\_\_0P product).

### 0.1.1 Report summary

The table below shows general characteristics of the data that are included into this report.

Item	Value
Report version	v1.3 20060731
Time of report generation	12NOV2009 05:52:29
Data source version	KSPT_L0/4303-N
Processing scope for products	08NOV2009 00:00:00 to 09NOV2009 00:00:00
Start time of first product within scope	07NOV2009 22:33:04
Stop time of last product within scope	09NOV2009 01:16:44
Total number of level 0 products	23
Number of level 0 products with errors	7

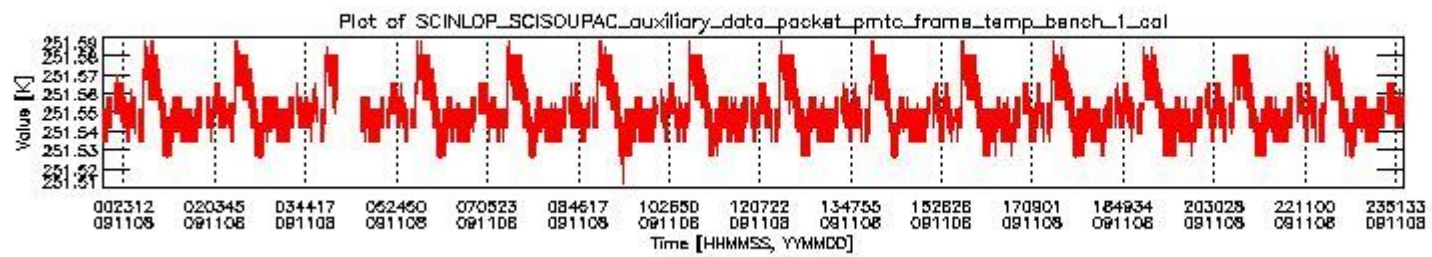
### 0.1.2 Summary per product

The following table shows a summary for each product used in this report.

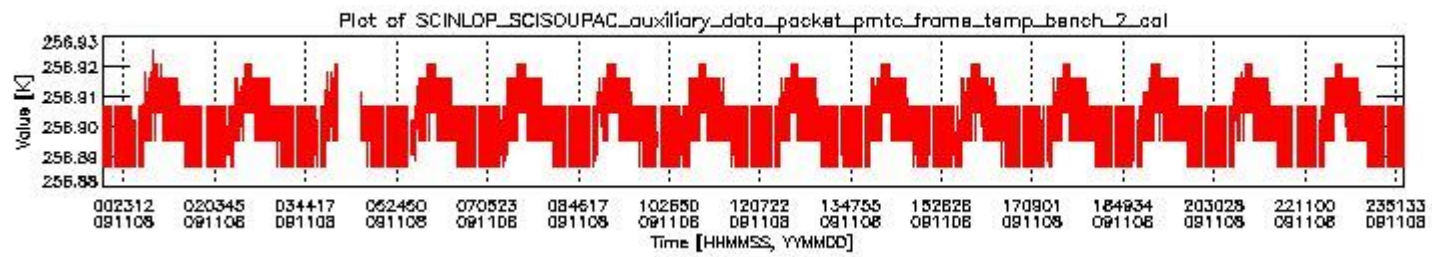
#	Product name	Start time	Stop time	Prod err	ISP err sign	ISP miss sign	ISP disc sign	rs sign
0	SCI_NL__OPNPDE20091107_223304_000056882084_00072_40206_0292.N1	07NOV2009 22:33:04	08NOV2009 00:07:52	0	0	0	0	0
1	SCI_NL__OPNPDE20091108_001341_000056752084_00073_40207_0293.N1	08NOV2009 00:13:41	08NOV2009 01:48:16	0	0	0	0	0
2	SCI_NL__OPNPDE20091108_014707_000044922084_00074_40208_0294.N1	08NOV2009 01:47:07	08NOV2009 03:02:00	0	0	0	0	0
3	SCI_NL__OPNPDE20091108_030200_000045992084_00075_40209_0404.N1	08NOV2009 03:02:00	08NOV2009 04:18:39	1	1	1	0	0
4	SCI_NL__OPNPDE20091108_041430_00000692084_00076_40210_0296.N1	08NOV2009 04:14:30	08NOV2009 04:15:38	0	0	0	0	0
5	SCI_NL__OPNPDE20091108_041538_00000562084_00076_40210_0297.N1	08NOV2009 04:15:38	08NOV2009 04:16:34	1	1	0	0	0
6	SCI_NL__OPNPDE20091108_041634_000001242084_00076_40210_0298.N1	08NOV2009 04:16:34	08NOV2009 04:18:39	1	1	0	0	0
7	SCI_NL__OPNPDE20091108_041839_000000002084_00076_40210_0300.N1	08NOV2009 04:18:39	08NOV2009 04:18:39	1	1	0	0	0
8	SCI_NL__OPNPDE20091108_041947_000000002084_00076_40210_0306.N1	08NOV2009 04:19:47	08NOV2009 04:19:47	1	1	0	0	0
9	SCI_NL__OPNPDE20091108_044440_000060362084_00076_40210_0308.N1	08NOV2009 04:44:40	08NOV2009 06:25:17	0	0	0	0	0
10	SCI_NL__OPNPDK20091108_062421_000041012084_00077_40211_3228.N1	08NOV2009 06:24:21	08NOV2009 07:32:42	0	0	0	0	0
11	SCI_NL__OPNPDK20091108_073038_000061612084_00078_40212_3229.N1	08NOV2009 07:30:38	08NOV2009 09:13:19	0	0	0	0	0
12	SCI_NL__OPNPDK20091108_091319_000059682084_00079_40213_3230.N1	08NOV2009 09:13:19	08NOV2009 10:52:46	1	0	1	0	0
13	SCI_NL__OPNPDK20091108_105150_000060362084_00080_40214_3231.N1	08NOV2009 10:51:50	08NOV2009 12:32:27	0	0	0	0	0
14	SCI_NL__OPNPDK20091108_123035_000060362084_00081_40215_3232.N1	08NOV2009 12:30:35	08NOV2009 14:11:11	0	0	0	0	0
15	SCI_NL__OPNPDK20091108_141015_000058982084_00082_40216_3240.N1	08NOV2009 14:10:15	08NOV2009 15:48:34	1	1	0	0	0
16	SCI_NL__OPNPDK20091108_144505_000038092084_00082_40216_3234.N1	08NOV2009 14:45:05	08NOV2009 15:48:34	0	0	0	0	0
17	SCI_NL__OPNPDK20091108_154834_000059792084_00083_40217_3235.N1	08NOV2009 15:48:34	08NOV2009 17:28:13	0	0	0	0	0
18	SCI_NL__OPNPDK20091108_172526_000060362084_00084_40218_3236.N1	08NOV2009 17:25:26	08NOV2009 19:06:02	0	0	0	0	0
19	SCI_NL__OPNPDK20091108_190602_000057792084_00085_40219_3237.N1	08NOV2009 19:06:02	08NOV2009 20:42:20	0	0	0	0	0
20	SCI_NL__OPNPDE20091108_204220_000043912084_00086_40220_0309.N1	08NOV2009 20:42:20	08NOV2009 21:55:32	0	0	0	0	0
21	SCI_NL__OPNPDE20091108_215532_000060492084_00086_40220_0310.N1	08NOV2009 21:55:32	08NOV2009 23:36:21	0	0	0	0	0
22	SCI_NL__OPNPDE20091108_234209_000056752084_00087_40221_0311.N1	08NOV2009 23:42:09	09NOV2009 01:16:44	0	0	0	0	0

## 0.2 Product Quality Indicators

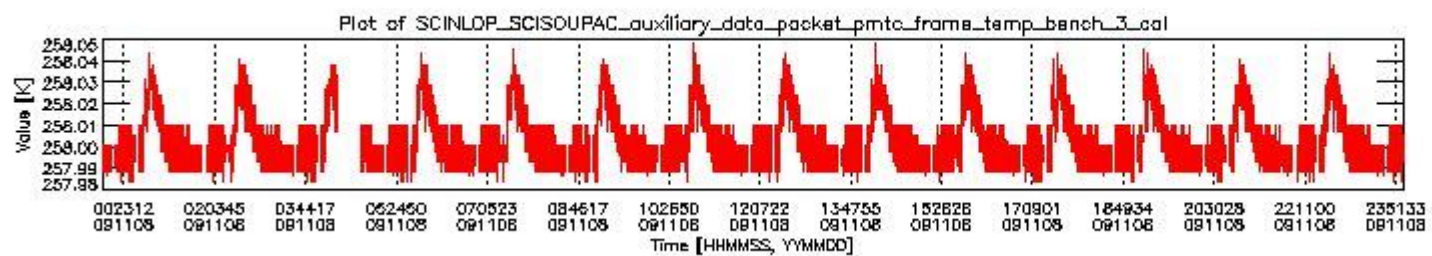
This section shows information about product quality, currently temperatures.



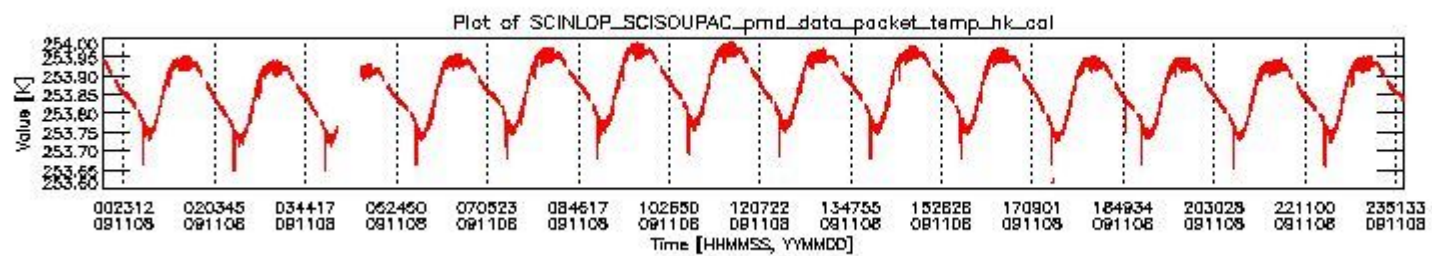
sciamachy\_daily\_report\_level0\_KSPT\_L0\_4303\_N\_20091108\_0.PNG



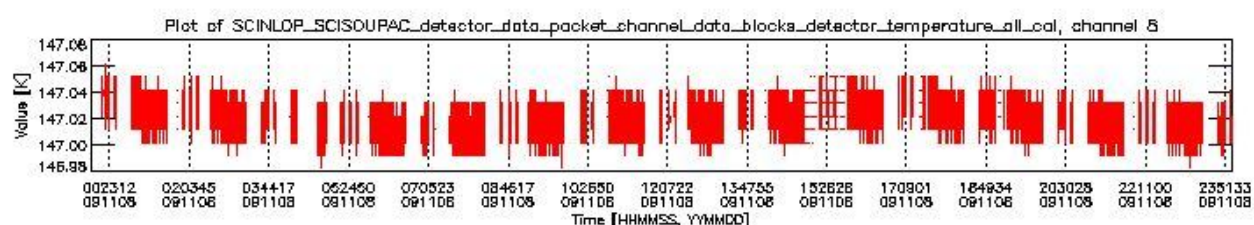
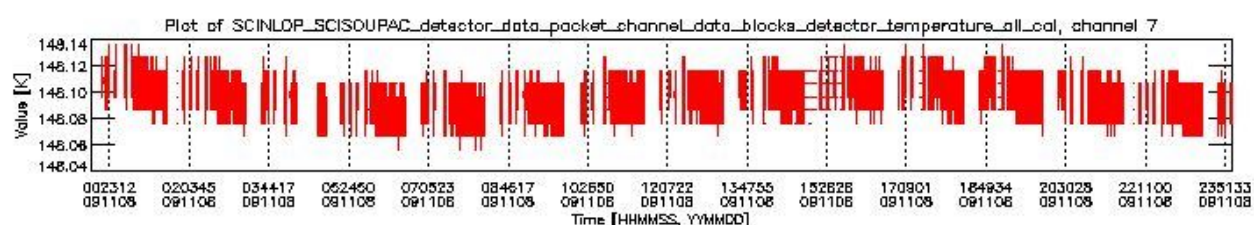
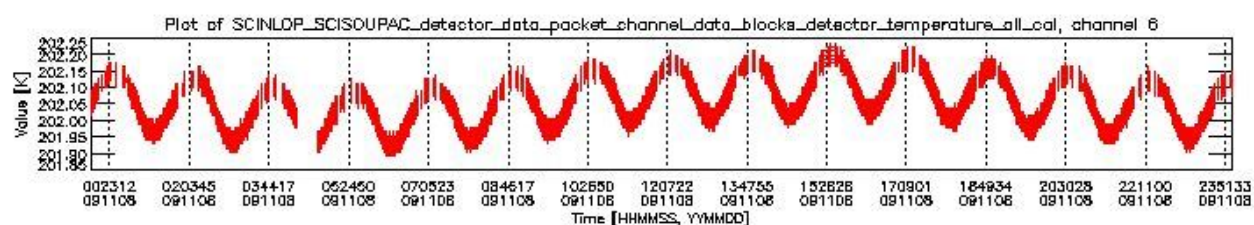
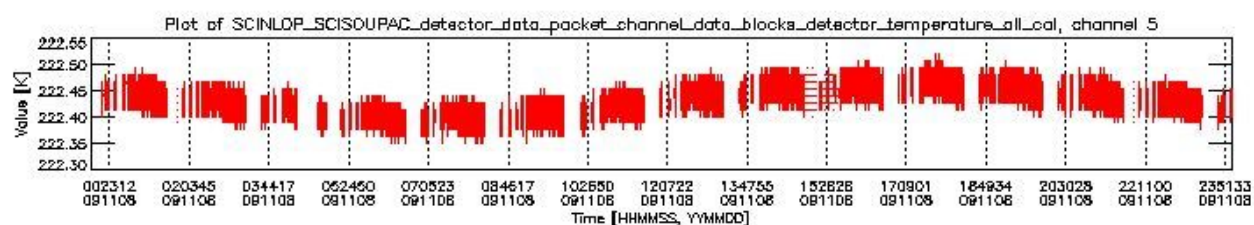
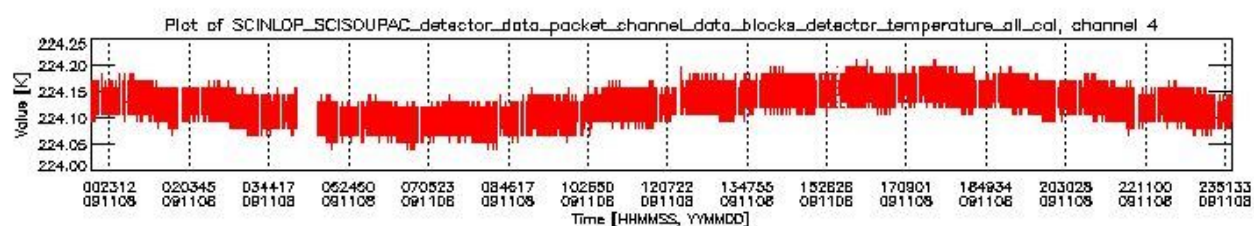
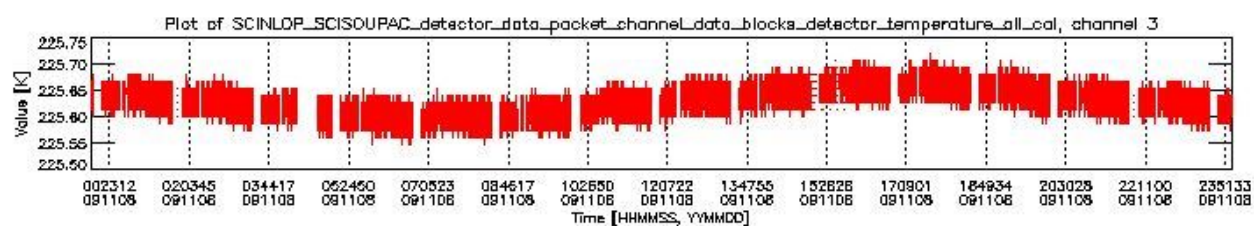
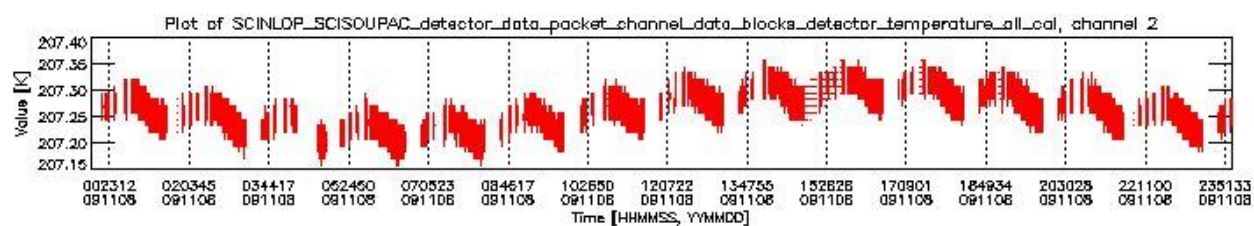
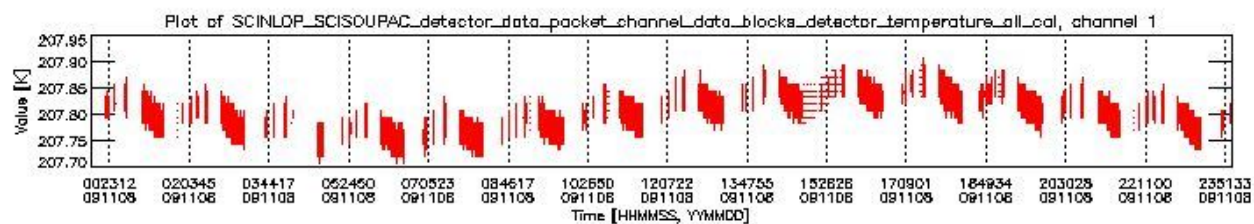
sciamachy\_daily\_report\_level0\_KSPT\_L0\_4303\_N\_20091108\_1.PNG



sciamachy\_daily\_report\_level0\_KSPT\_L0\_4303\_N\_20091108\_2.PNG



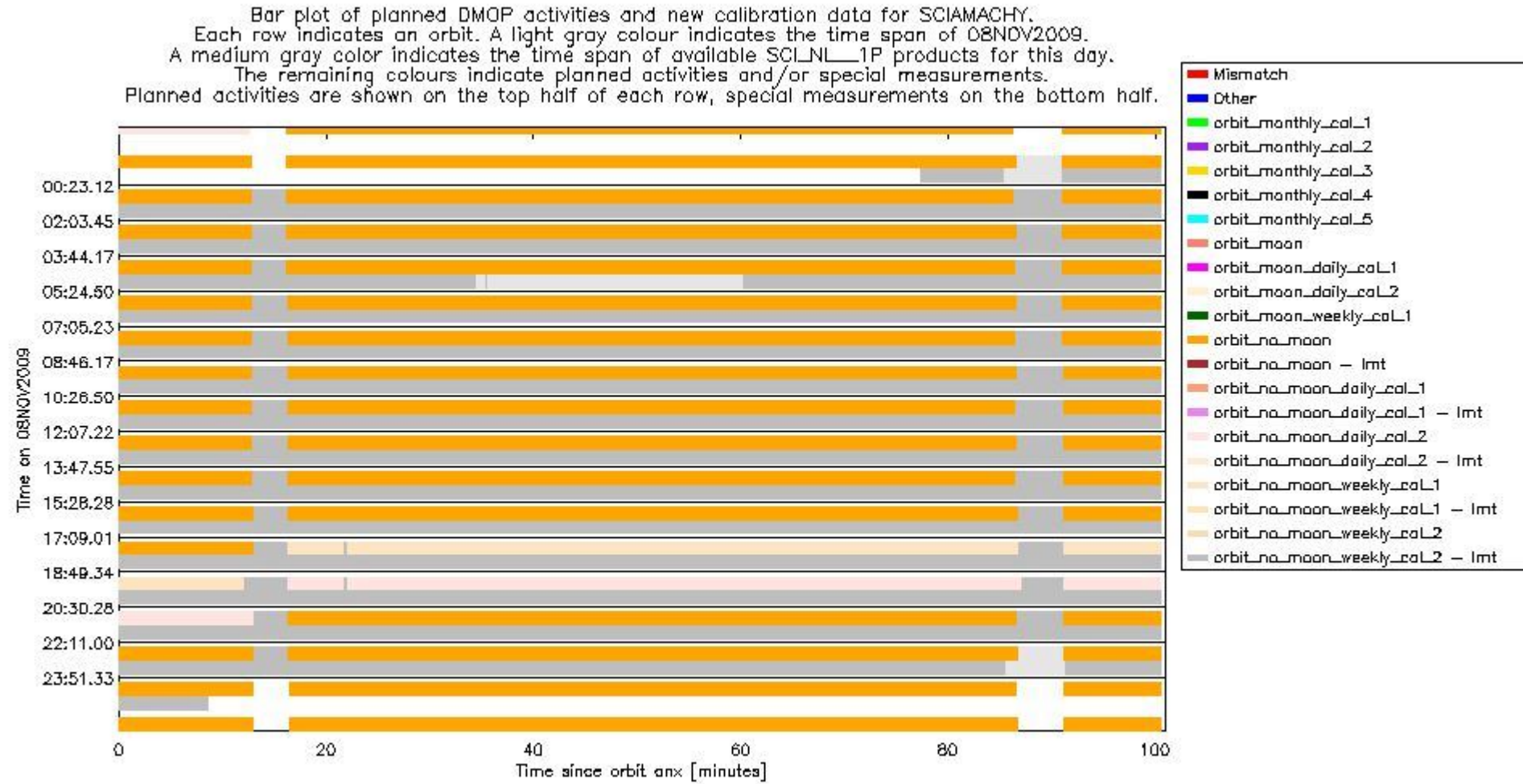
sciamachy\_daily\_report\_level0\_KSPT\_L0\_4303\_N\_20091108\_3.PNG



### 0.3 State monitoring

No instrument tracking information available. This section gives an analysis of the DMOP execution. The execution is monitored by assigning various activities to timeline sequences found in the DMOP file, and by checking where "NEW" datasets are available in SCI\_NL\_\_1P products.

The following plot gives an overview of planned activities and actual state ids in the Level 0 products. The planning is taken from the DMOP files, and interpreted using information from OSDF files.



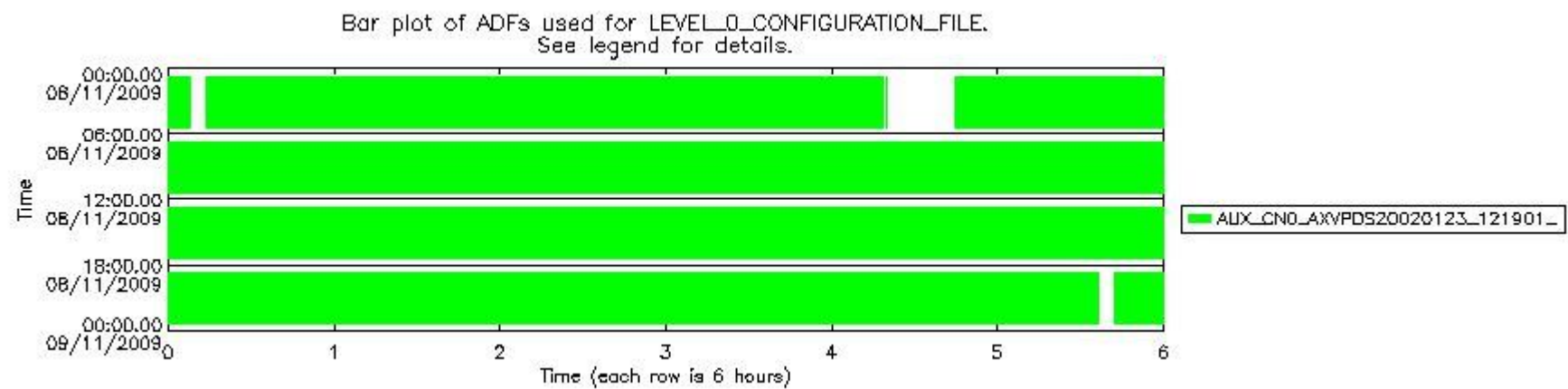
### 0.4 ADF monitoring

This section shows the (variation in) ADFs used for each of the products. It consists of:

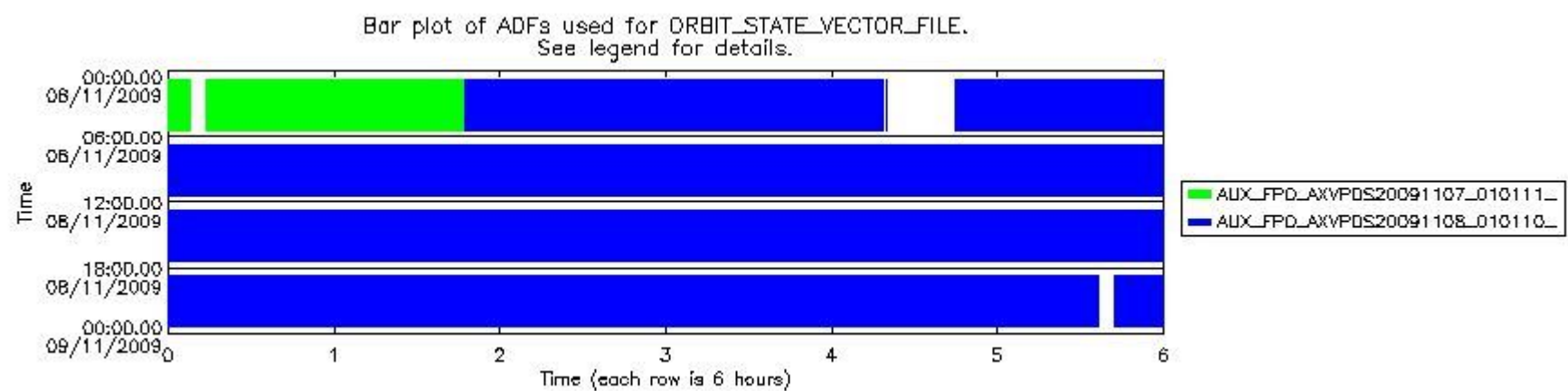
- A table showing which ADFs were used for processing (red values indicate that multiple ADFs of the same type were used)
- Various time line plots, one for each ADF, which show when which ADF was used.

If multiple ADFs of a single type were used, these are marked **red** in the table.

Number	ADF
	<b>CNO (LEVEL_0_CONFIGURATION_FILE)</b>
0	AUX_CNO_AXVPDS20020123_121901_20020101_000000_20200101_000000
	<b>FPO (ORBIT_STATE_VECTOR_FILE)</b>
1	AUX_FPO_AXVPDS20091107_010111_20091106_195257_20091116_211910
2	AUX_FPO_AXVPDS20091108_010110_20091107_192120_20091117_204733



sciamachy\_daily\_report\_level0\_KSPT\_L0\_4303\_N\_20091108\_6.PNG



sciamachy\_daily\_report\_level0\_KSPT\_L0\_4303\_N\_20091108\_7.PNG

