

0. SCIAMACHY Daily Report for level 0 products

[0.1 General Info](#)

[0.2 Product Quality Indicators](#)

[0.3 State monitoring](#)

[0.4 ADF monitoring](#)

0.1 General Info

This report contains a daily analysis on parameters extracted from SCIAMACHY level 0 data (The SCI_NL__0P product).

0.1.1 Report summary

The table below shows general characteristics of the data that are included into this report.

| Item | Value |
|--|--|
| Report version | v1.3 20060731 |
| Time of report generation | 04NOV2009 06:11:47 |
| Data source version | KSPT_L0/4303-N |
| Processing scope for products | 31OCT2009 00:00:00 to 01NOV2009 00:00:00 |
| Start time of first product within scope | 30OCT2009 23:24:02 |
| Stop time of last product within scope | 01NOV2009 00:28:21 |
| Total number of level 0 products | 16 |
| Number of level 0 products with errors | 1 |

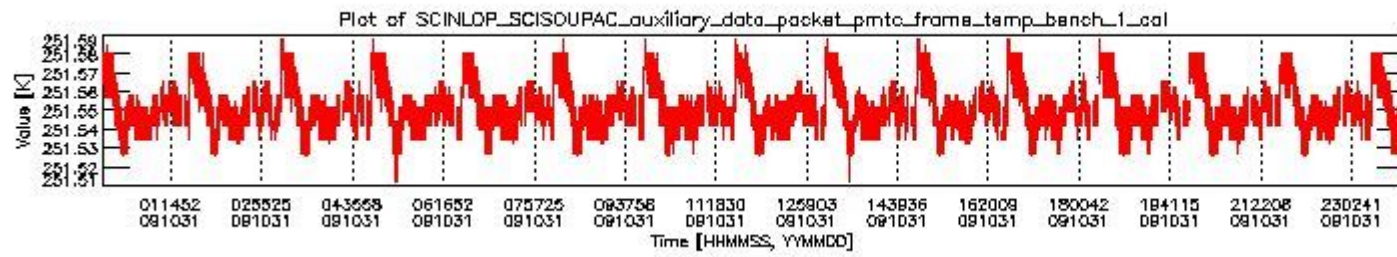
0.1.2 Summary per product

The following table shows a summary for each product used in this report.

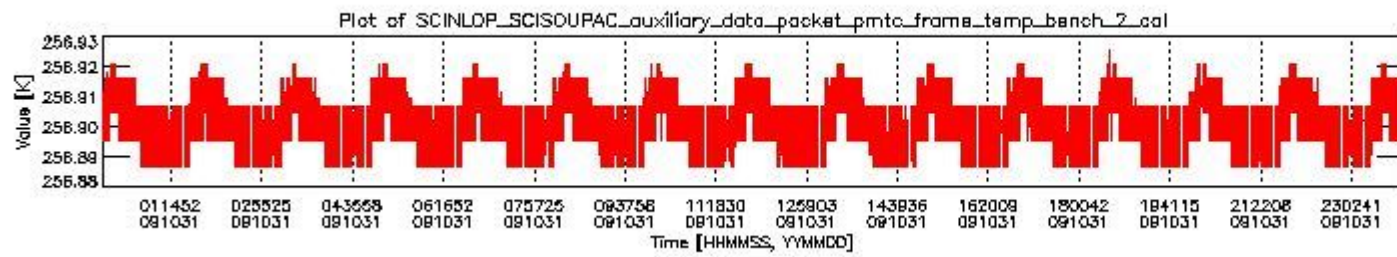
| # | Product name | Start time | Stop time | Prod err | ISP err sign | ISP miss sign | ISP disc sign | rs sign |
|----|--|--------------------|--------------------|----------|--------------|---------------|---------------|---------|
| 0 | SCI_NL__OPNPDE20091030_232402_000057622083_00459_40092_0239.N1 | 30OCT2009 23:24:02 | 31OCT2009 01:00:04 | 0 | 0 | 0 | 0 | 0 |
| 1 | SCI_NL__OPNPDE20091031_010438_000048032083_00460_40093_0240.N1 | 31OCT2009 01:04:38 | 31OCT2009 02:24:41 | 0 | 0 | 0 | 0 | 0 |
| 2 | SCI_NL__OPNPDE20091031_022441_000054782083_00461_40094_0241.N1 | 31OCT2009 02:24:41 | 31OCT2009 03:55:59 | 0 | 0 | 0 | 0 | 0 |
| 3 | SCI_NL__OPNPDE20091031_035559_000060362083_00462_40095_0242.N1 | 31OCT2009 03:55:59 | 31OCT2009 05:36:35 | 0 | 0 | 0 | 0 | 0 |
| 4 | SCI_NL__OPNPDE20091031_053635_000061052083_00463_40096_0243.N1 | 31OCT2009 05:36:35 | 31OCT2009 07:18:20 | 0 | 0 | 0 | 0 | 0 |
| 5 | SCI_NL__OPNPDK20091031_071712_000039902083_00464_40097_3156.N1 | 31OCT2009 07:17:12 | 31OCT2009 08:23:41 | 0 | 0 | 0 | 0 | 0 |
| 6 | SCI_NL__OPNPDK20091031_082233_000061612083_00465_40098_3157.N1 | 31OCT2009 08:22:33 | 31OCT2009 10:05:13 | 0 | 0 | 0 | 0 | 0 |
| 7 | SCI_NL__OPNPDK20091031_100309_000060362083_00466_40099_3158.N1 | 31OCT2009 10:03:09 | 31OCT2009 11:43:45 | 0 | 0 | 0 | 0 | 0 |
| 8 | SCI_NL__OPNPDK20091031_114249_000061612083_00467_40100_3159.N1 | 31OCT2009 11:42:49 | 31OCT2009 13:25:30 | 0 | 0 | 0 | 0 | 0 |
| 9 | SCI_NL__OPNPDK20091031_132421_000059252083_00468_40101_3160.N1 | 31OCT2009 13:24:21 | 31OCT2009 15:03:06 | 0 | 0 | 0 | 0 | 0 |
| 10 | SCI_NL__OPNPDK20091031_150210_000059812083_00469_40102_3161.N1 | 31OCT2009 15:02:10 | 31OCT2009 16:41:51 | 1 | 1 | 0 | 0 | 0 |
| 11 | SCI_NL__OPNPDK20091031_163933_000059802083_00470_40103_3162.N1 | 31OCT2009 16:39:33 | 31OCT2009 18:19:12 | 0 | 0 | 0 | 0 | 0 |
| 12 | SCI_NL__OPNPDK20091031_181816_000059812083_00471_40104_3163.N1 | 31OCT2009 18:18:16 | 31OCT2009 19:57:57 | 0 | 0 | 0 | 0 | 0 |
| 13 | SCI_NL__OPNPDE20091031_195701_000039952083_00472_40105_0244.N1 | 31OCT2009 19:57:01 | 31OCT2009 21:03:36 | 0 | 0 | 0 | 0 | 0 |
| 14 | SCI_NL__OPNPDE20091031_210336_000062462083_00472_40105_0245.N1 | 31OCT2009 21:03:36 | 31OCT2009 22:47:41 | 0 | 0 | 0 | 0 | 0 |
| 15 | SCI_NL__OPNPDE20091031_225231_000057502083_00473_40106_0246.N1 | 31OCT2009 22:52:31 | 01NOV2009 00:28:21 | 0 | 0 | 0 | 0 | 0 |

0.2 Product Quality Indicators

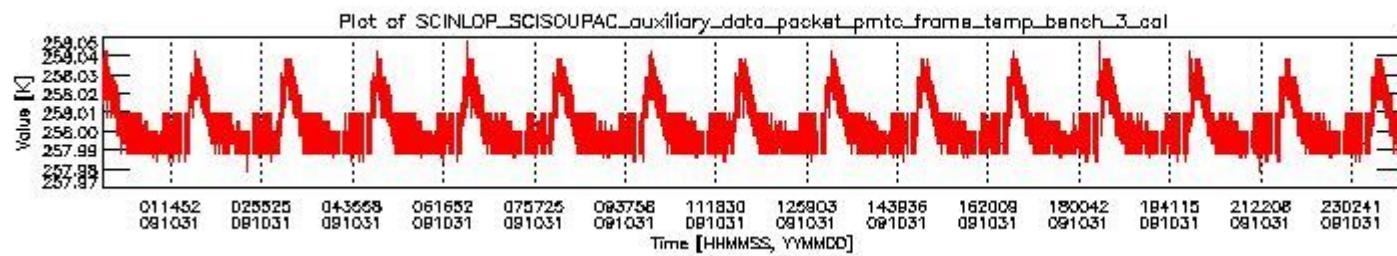
This section shows information about product quality, currently temperatures.



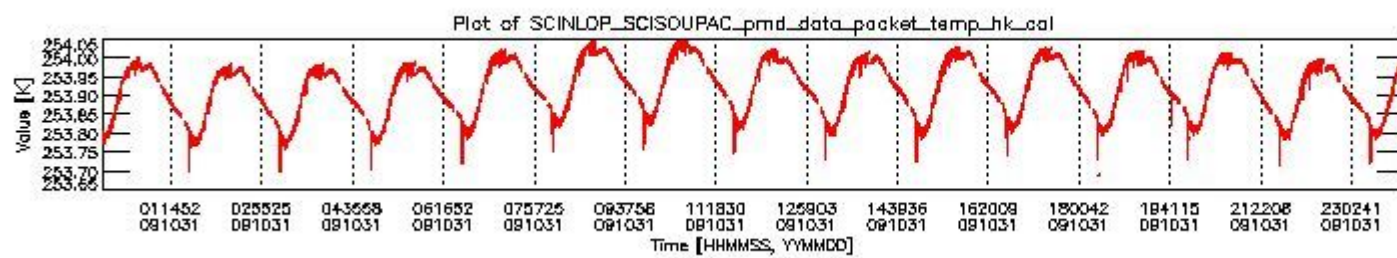
sciamachy_daily_report_level0_KSPT_L0_4303_N_20091031_0.PNG



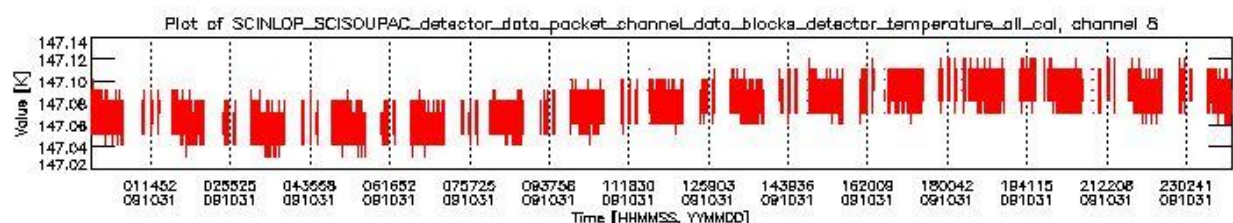
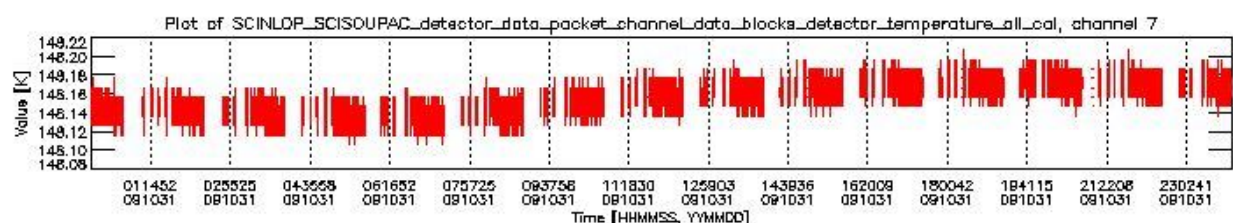
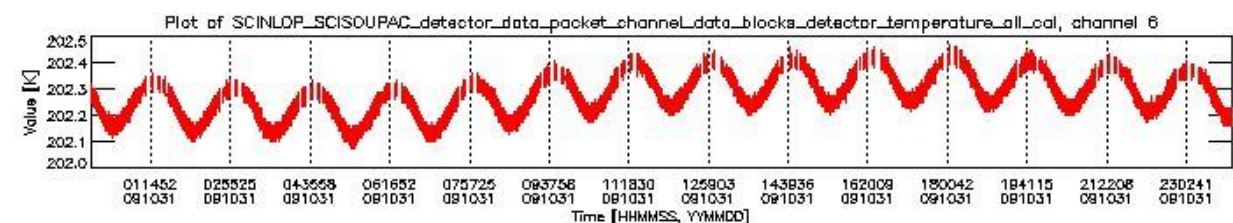
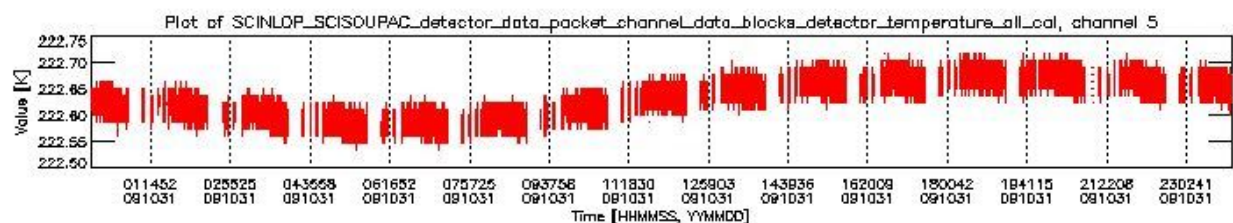
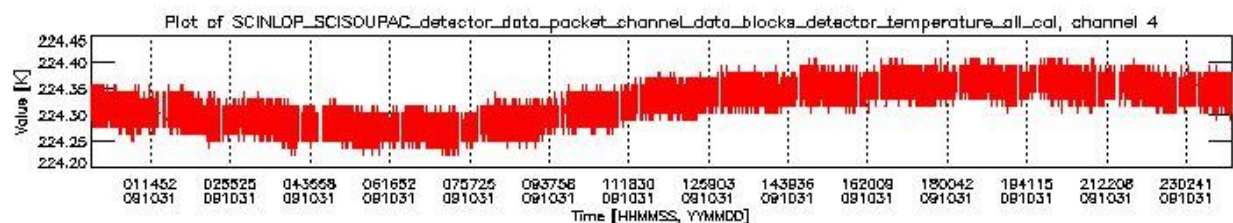
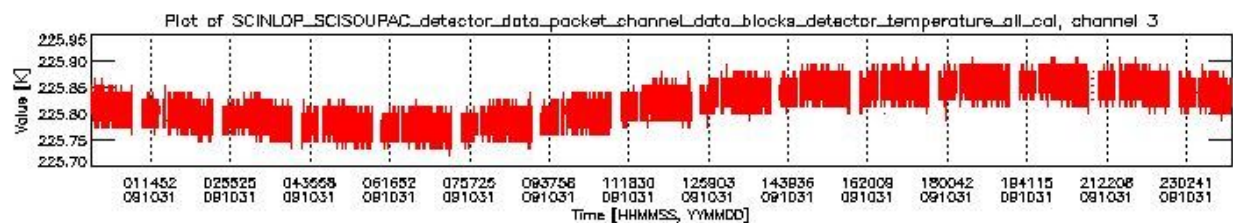
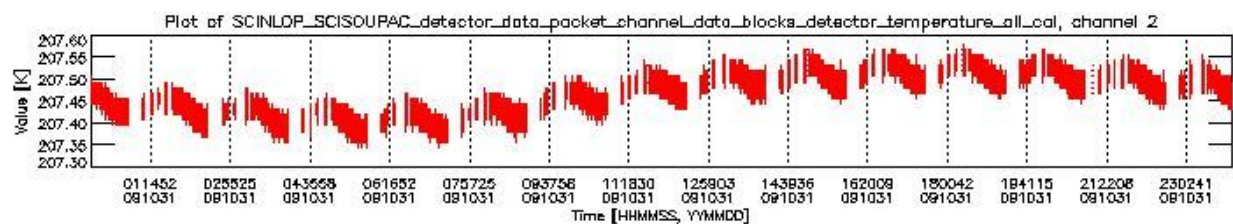
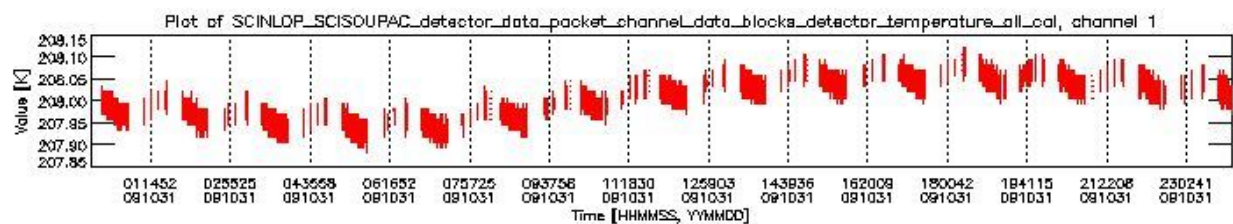
sciamachy_daily_report_level0_KSPT_L0_4303_N_20091031_1.PNG



sciamachy_daily_report_level0_KSPT_L0_4303_N_20091031_2.PNG



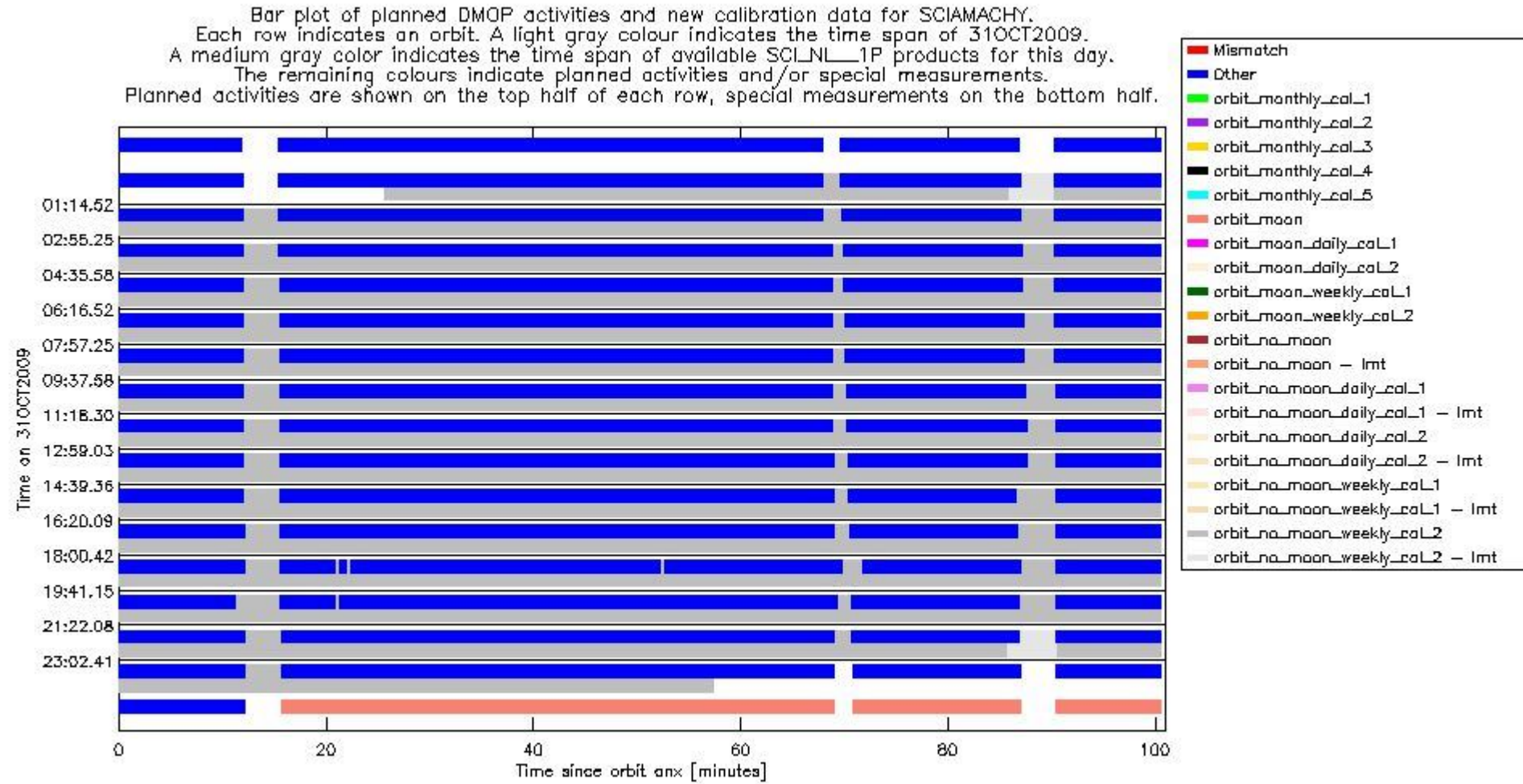
sciamachy_daily_report_level0_KSPT_L0_4303_N_20091031_3.PNG



0.3 State monitoring

No instrument tracking information available. This section gives an analysis of the DMOP execution. The execution is monitored by assigning various activities to timeline sequences found in the DMOP file, and by checking where "NEW" datasets are available in SCI_NL__1P products.

The following plot gives an overview of planned activities and actual state ids in the Level 0 products. The planning is taken from the DMOP files, and interpreted using information from OSDF files.



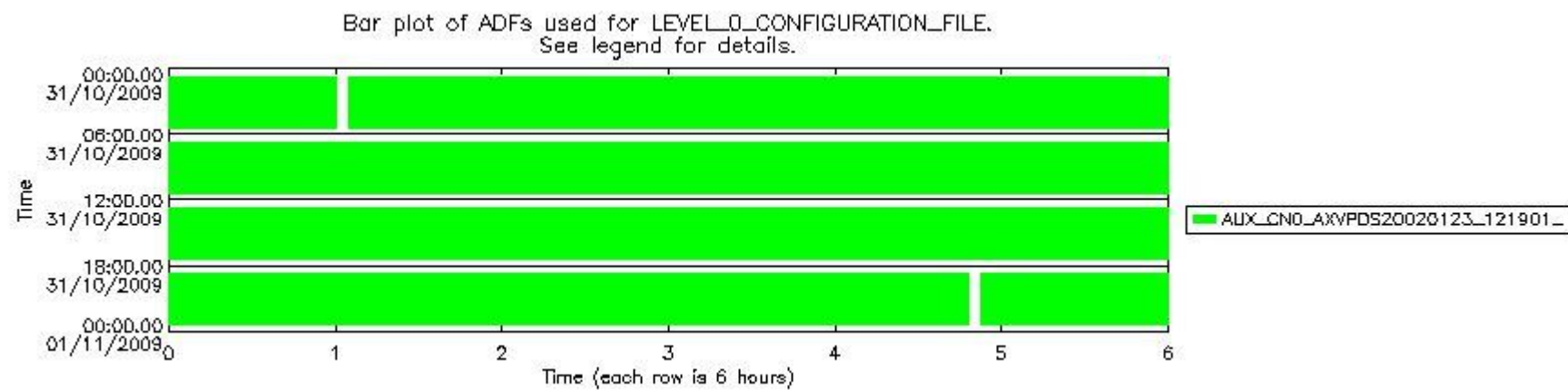
0.4 ADF monitoring

This section shows the (variation in) ADFs used for each of the products. It consists of:

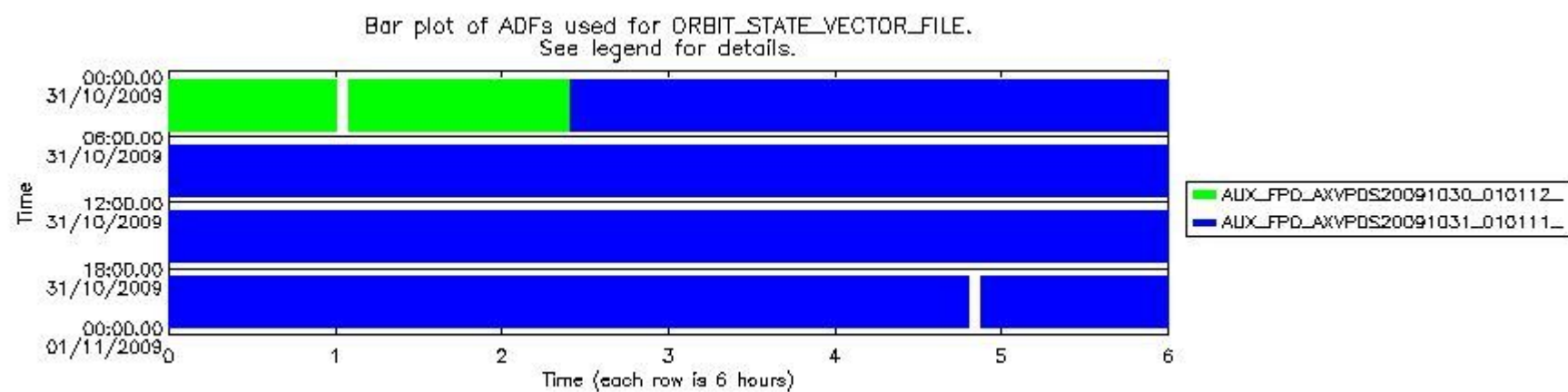
- A table showing which ADFs were used for processing (red values indicate that multiple ADFs of the same type were used)
- Various time line plots, one for each ADF, which show when which ADF was used.

If multiple ADFs of a single type were used, these are marked **red** in the table.

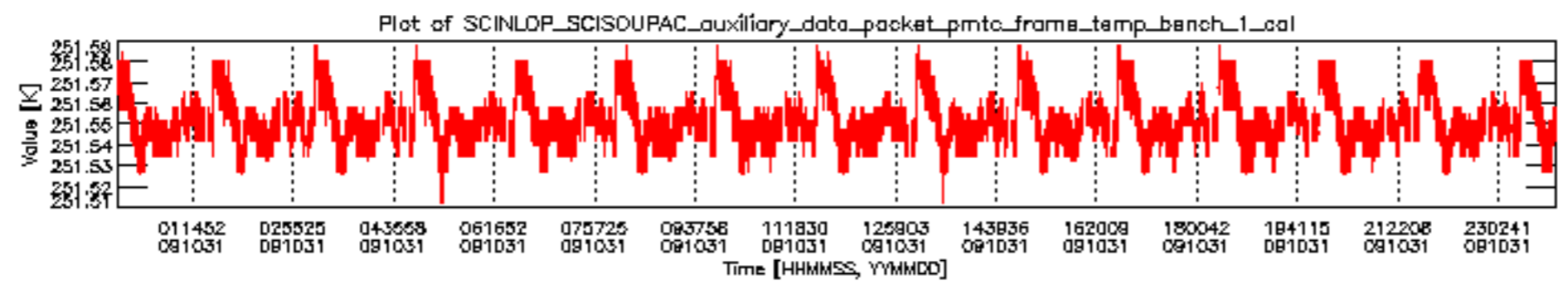
| Number | ADF |
|--------|---|
| | CNO (LEVEL_0_CONFIGURATION_FILE) |
| 0 | AUX_CNO_AXVPDS20020123_121901_20020101_000000_20200101_000000 |
| | FPO (ORBIT_STATE_VECTOR_FILE) |
| 1 | AUX_FPO_AXVPDS20091030_010112_20091029_190405_20091108_203018 |
| 2 | AUX_FPO_AXVPDS20091031_010111_20091030_183228_20091109_213917 |

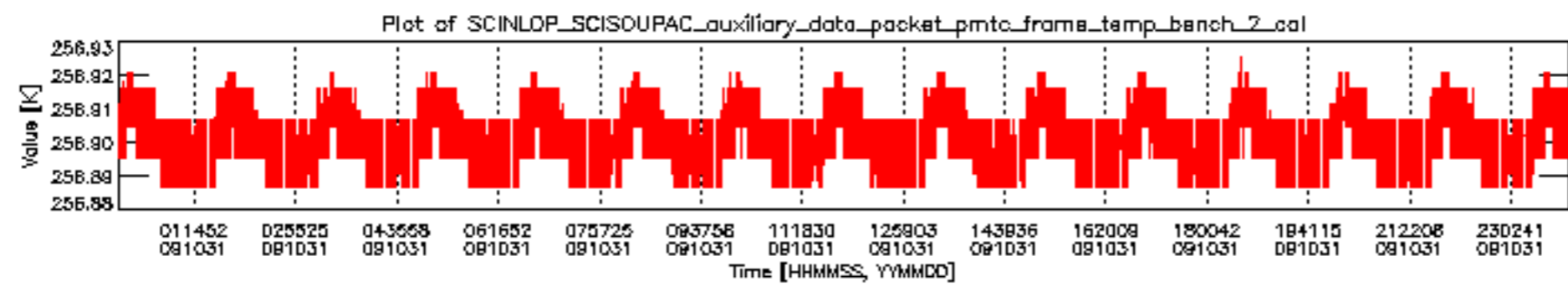


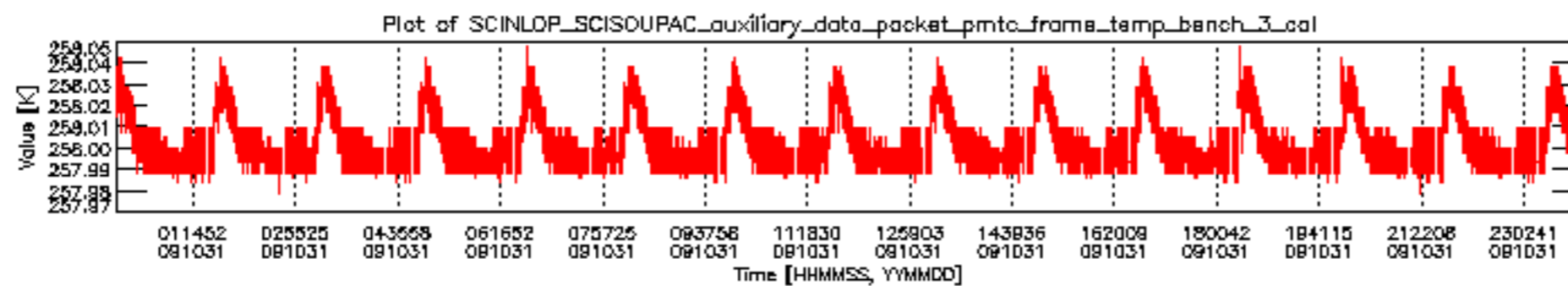
sciamachy_daily_report_level0_KSPT_L0_4303_N_20091031_6.PNG

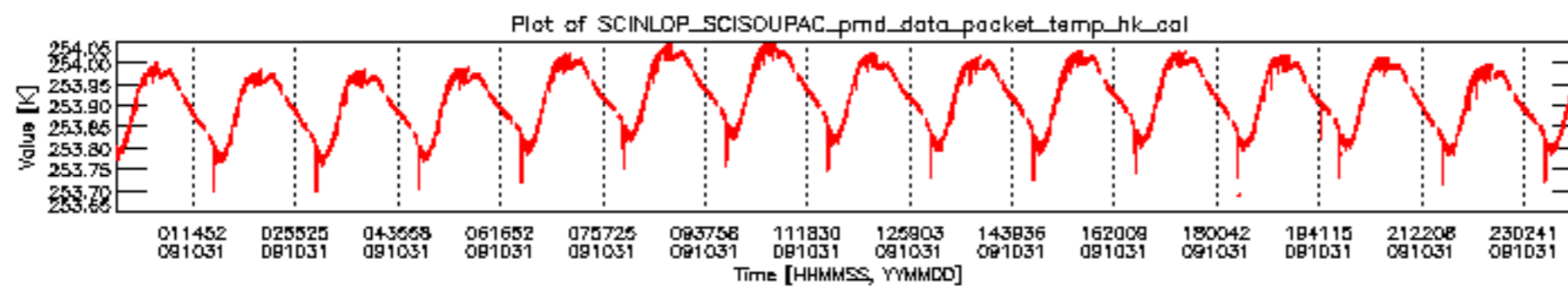


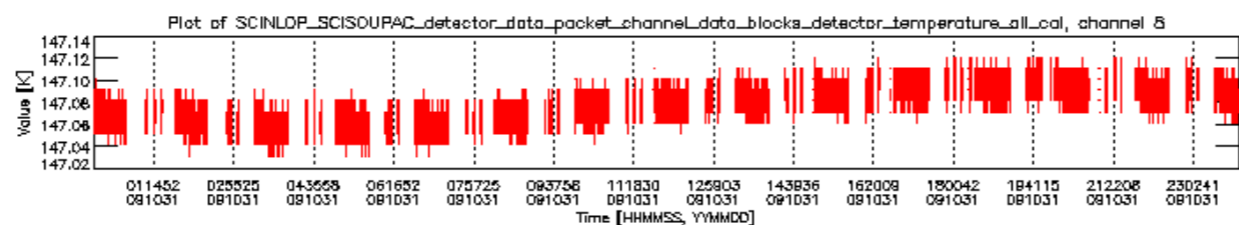
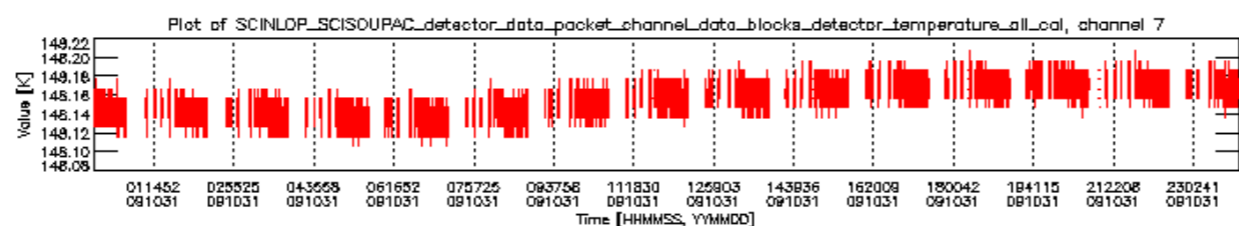
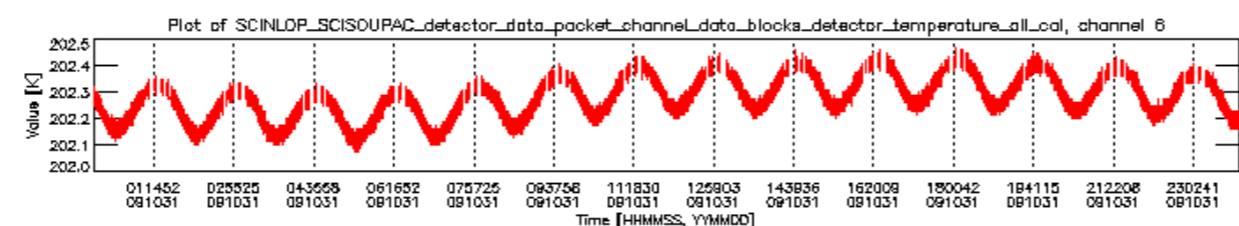
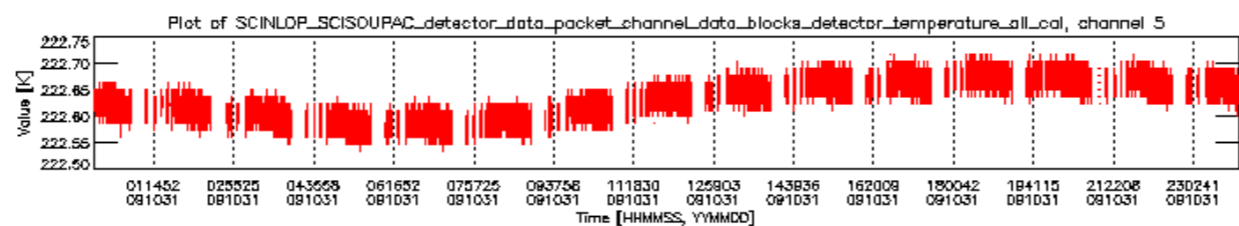
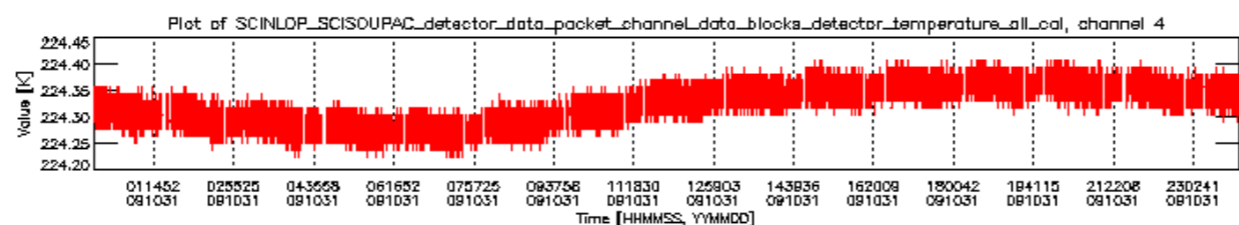
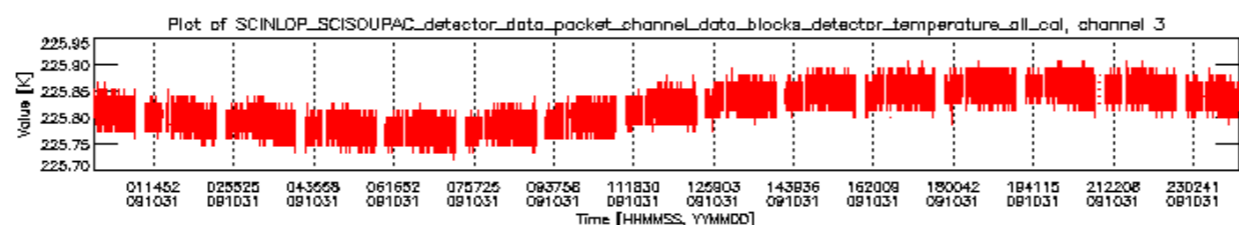
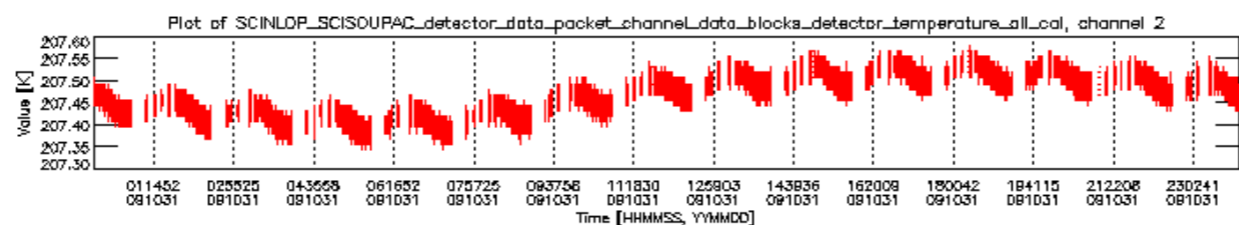
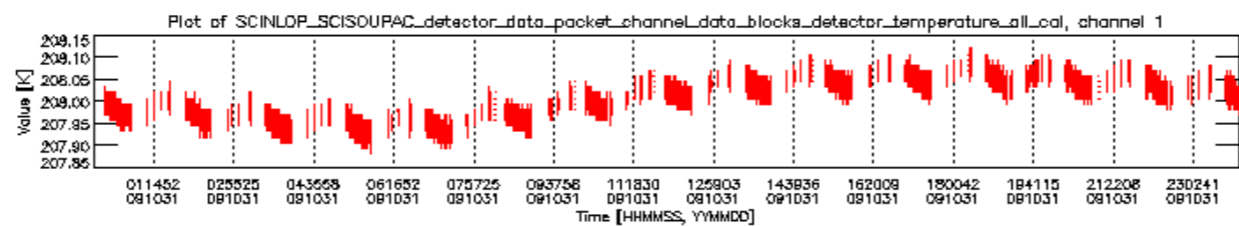
sciamachy_daily_report_level0_KSPT_L0_4303_N_20091031_7.PNG











Bar plot of planned DMOP activities and new calibration data for SCIAMACHY.
 Each row indicates an orbit. A light gray colour indicates the time span of 31OCT2009.
 A medium gray color indicates the time span of available SCI_NL_1P products for this day.
 The remaining colours indicate planned activities and/or special measurements.
 Planned activities are shown on the top half of each row, special measurements on the bottom half.

