

0. SCIAMACHY Daily Report for level 0 products

[0.1 General Info](#)

[0.2 Product Quality Indicators](#)

[0.3 State monitoring](#)

[0.4 ADF monitoring](#)

0.1 General Info

This report contains a daily analysis on parameters extracted from SCIAMACHY level 0 data (The SCI_NL__0P product).

0.1.1 Report summary

The table below shows general characteristics of the data that are included into this report.

| Item | Value |
|--|--|
| Report version | v1.3 20060731 |
| Time of report generation | 02OCT2009 05:37:03 |
| Data source version | KSPT_L0/4303-N |
| Processing scope for products | 28SEP2009 00:00:00 to 29SEP2009 00:00:00 |
| Start time of first product within scope | 27SEP2009 23:59:36 |
| Stop time of last product within scope | 28SEP2009 22:06:53 |
| Total number of level 0 products | 16 |
| Number of level 0 products with errors | 1 |

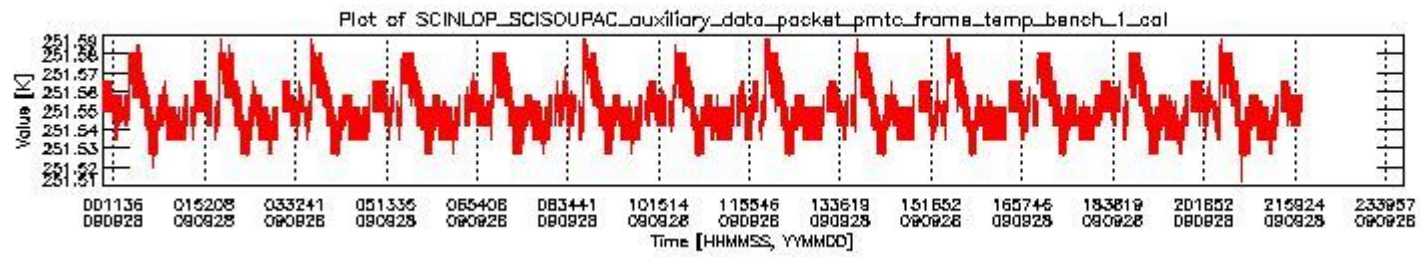
0.1.2 Summary per product

The following table shows a summary for each product used in this report.

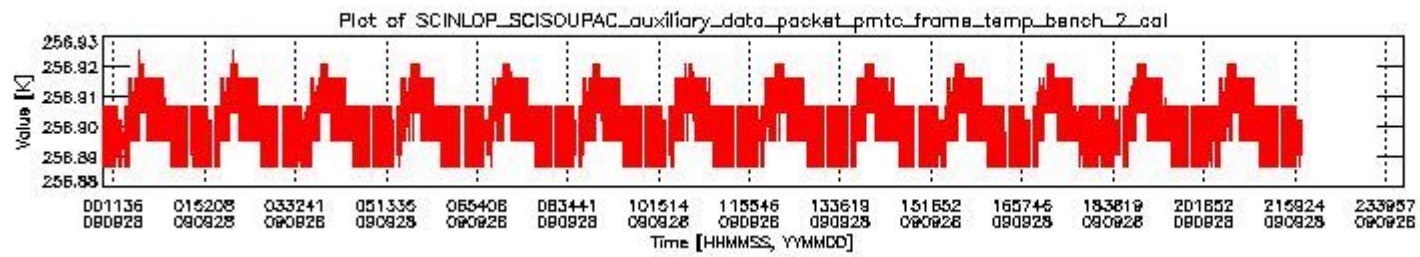
| # | Product name | Start time | Stop time | Prod err | ISP err sign | ISP miss sign | ISP disc sign | rs sign |
|----|--|--------------------|--------------------|----------|--------------|---------------|---------------|---------|
| 0 | SCI_NL__OPNPDE20090927_235936_000059592082_00488_39620_0030.N1 | 27SEP2009 23:59:36 | 28SEP2009 01:38:56 | 0 | 0 | 0 | 0 | 0 |
| 1 | SCI_NL__OPNPDE20090928_013812_000047372082_00489_39621_0031.N1 | 28SEP2009 01:38:12 | 28SEP2009 02:57:08 | 0 | 0 | 0 | 0 | 0 |
| 2 | SCI_NL__OPNPDE20090928_025612_000058562082_00490_39622_0032.N1 | 28SEP2009 02:56:12 | 28SEP2009 04:33:49 | 0 | 0 | 0 | 0 | 0 |
| 3 | SCI_NL__OPNPDE20090928_043240_000060922082_00491_39623_0033.N1 | 28SEP2009 04:32:40 | 28SEP2009 06:14:12 | 0 | 0 | 0 | 0 | 0 |
| 4 | SCI_NL__OPNPDK20090928_061412_000041142082_00492_39624_2858.N1 | 28SEP2009 06:14:12 | 28SEP2009 07:22:47 | 0 | 0 | 0 | 0 | 0 |
| 5 | SCI_NL__OPNPDK20090928_072247_000060922082_00493_39625_2859.N1 | 28SEP2009 07:22:47 | 28SEP2009 09:04:19 | 0 | 0 | 0 | 0 | 0 |
| 6 | SCI_NL__OPNPDK20090928_090419_000059252082_00494_39626_2860.N1 | 28SEP2009 09:04:19 | 28SEP2009 10:43:04 | 0 | 0 | 0 | 0 | 0 |
| 7 | SCI_NL__OPNPDK20090928_104155_000060362082_00495_39627_2861.N1 | 28SEP2009 10:41:55 | 28SEP2009 12:22:31 | 0 | 0 | 0 | 0 | 0 |
| 8 | SCI_NL__OPNPDK20090928_122123_000060492082_00496_39628_2862.N1 | 28SEP2009 12:21:23 | 28SEP2009 14:02:12 | 1 | 1 | 0 | 0 | 0 |
| 9 | SCI_NL__OPNPDK20090928_140103_000059122082_00497_39629_2863.N1 | 28SEP2009 14:01:03 | 28SEP2009 15:39:35 | 0 | 0 | 0 | 0 | 0 |
| 10 | SCI_NL__OPNPDK20090928_153731_000060012082_00498_39630_2864.N1 | 28SEP2009 15:37:31 | 28SEP2009 17:17:32 | 0 | 0 | 0 | 0 | 0 |
| 11 | SCI_NL__OPNPDK20090928_171540_000058792082_00499_39631_2865.N1 | 28SEP2009 17:15:40 | 28SEP2009 18:53:39 | 0 | 0 | 0 | 0 | 0 |
| 12 | SCI_NL__OPNPDK20090928_185339_000060362082_00500_39632_2866.N1 | 28SEP2009 18:53:39 | 28SEP2009 20:34:15 | 0 | 0 | 0 | 0 | 0 |
| 13 | SCI_NL__OPNPDE20090928_203415_000042742082_00501_39633_0034.N1 | 28SEP2009 20:34:15 | 28SEP2009 21:45:29 | 0 | 0 | 0 | 0 | 0 |
| 14 | SCI_NL__OPNPDK20090928_214529_000011082082_00501_39633_2867.N1 | 28SEP2009 21:45:29 | 28SEP2009 22:03:57 | 0 | 0 | 0 | 0 | 0 |
| 15 | SCI_NL__OPNPDE20090928_220233_000002602083_00001_39634_0035.N1 | 28SEP2009 22:02:33 | 28SEP2009 22:06:53 | 0 | 0 | 0 | 0 | 0 |

0.2 Product Quality Indicators

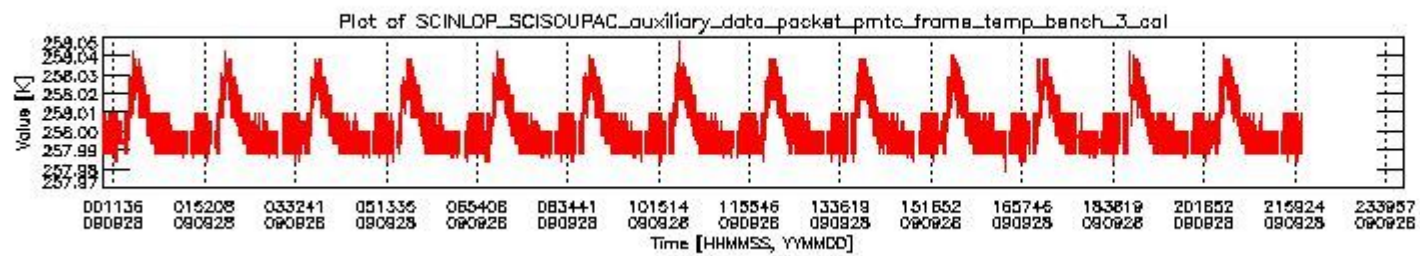
This section shows information about product quality, currently temperatures.



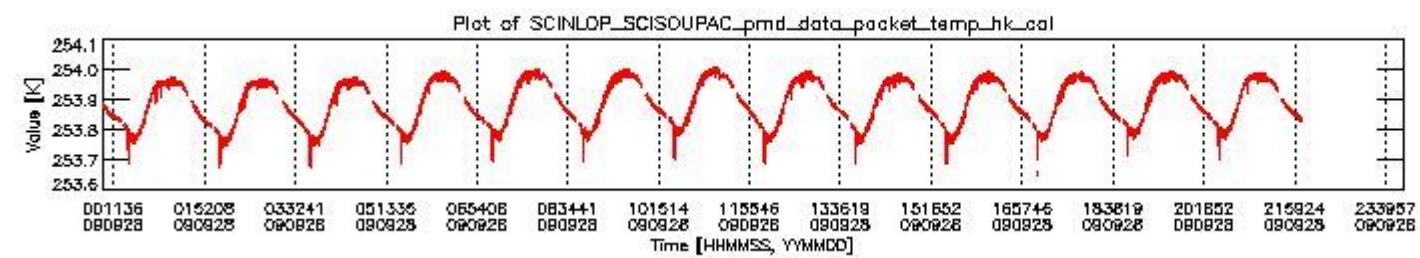
sciamachy_daily_report_level0_KSPT_L0_4303_N_20090928_0.PNG



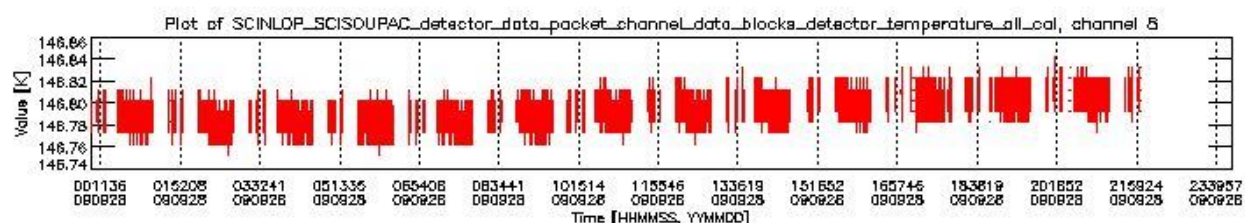
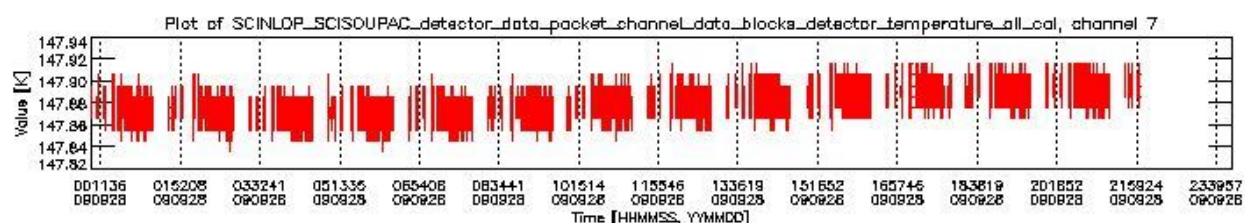
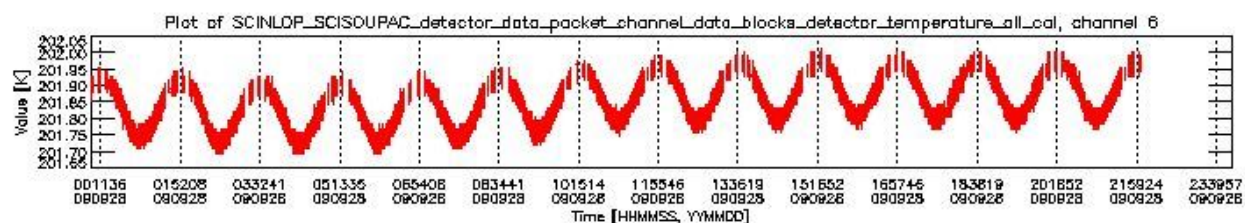
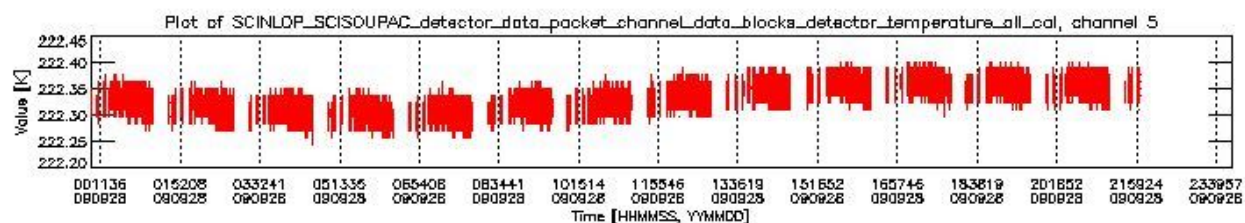
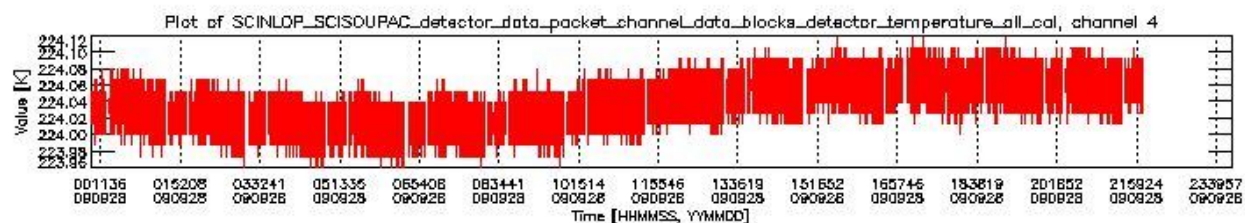
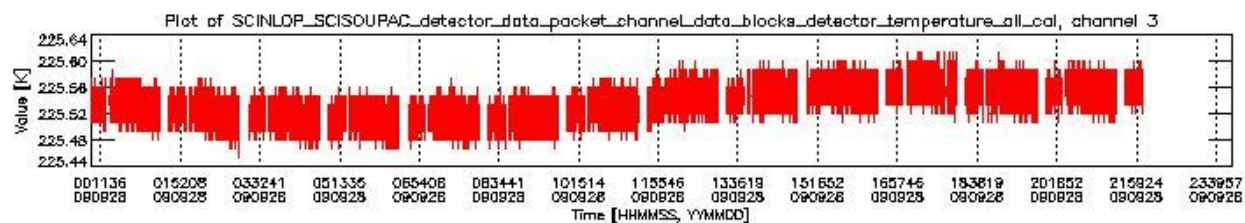
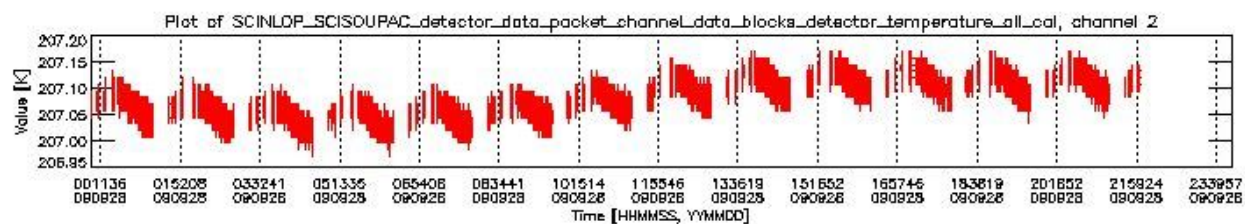
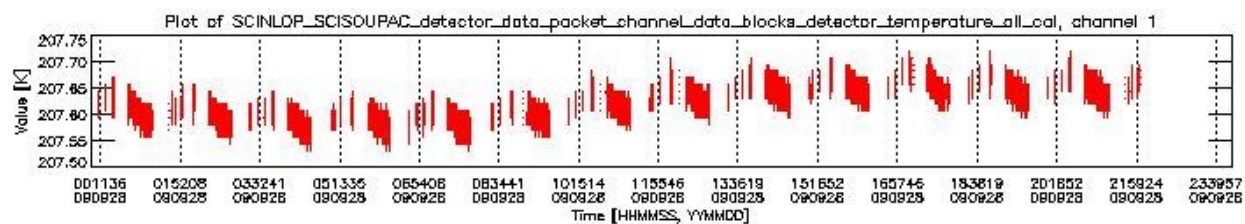
sciamachy_daily_report_level0_KSPT_L0_4303_N_20090928_1.PNG



sciamachy_daily_report_level0_KSPT_L0_4303_N_20090928_2.PNG



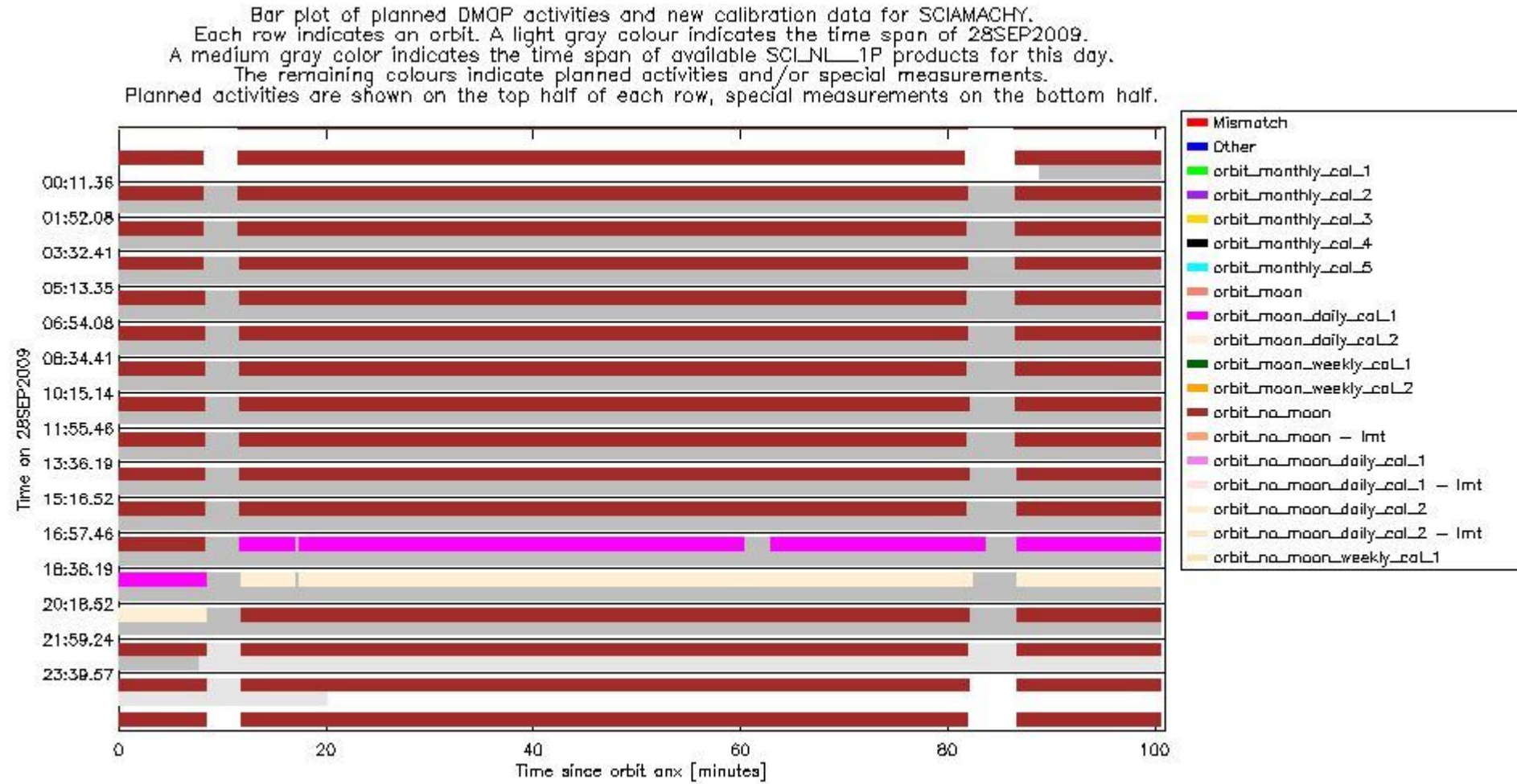
sciamachy_daily_report_level0_KSPT_L0_4303_N_20090928_3.PNG



0.3 State monitoring

No instrument tracking information available. This section gives an analysis of the DMOP execution. The execution is monitored by assigning various activities to timeline sequences found in the DMOP file, and by checking where "NEW" datasets are available in SCI_NL__1P products.

The following plot gives an overview of planned activities and actual state ids in the Level 0 products. The planning is taken from the DMOP files, and interpreted using information from OSDF files.



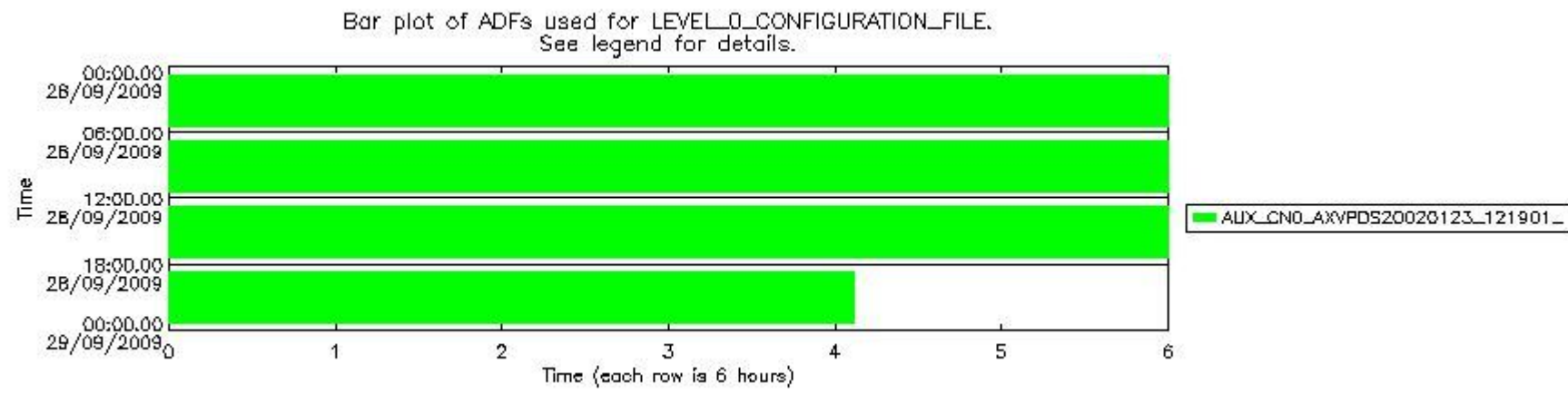
0.4 ADF monitoring

This section shows the (variation in) ADFs used for each of the products. It consists of:

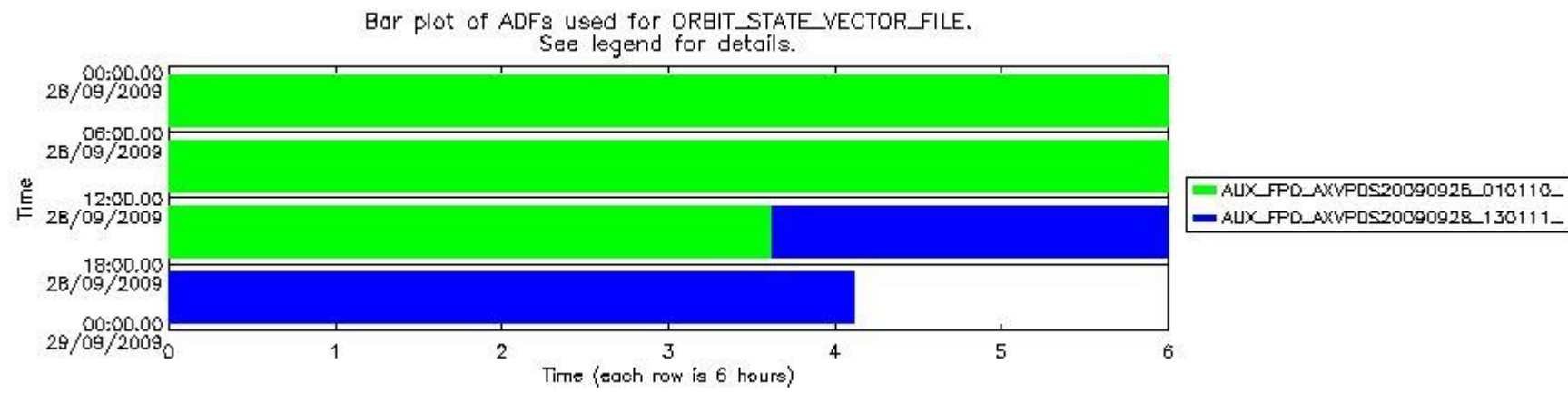
- A table showing which ADFs were used for processing (red values indicate that multiple ADFs of the same type were used)
- Various time line plots, one for each ADF, which show when which ADF was used.

If multiple ADFs of a single type were used, these are marked **red** in the table.

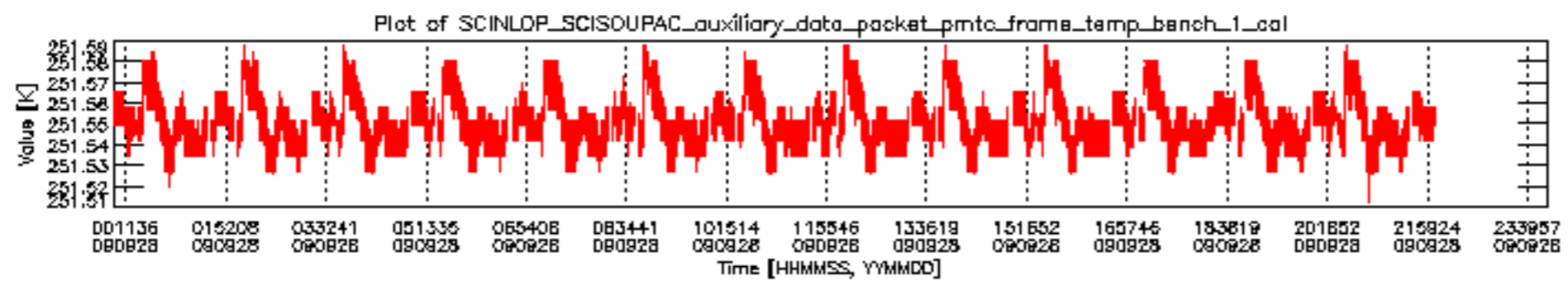
| Number | ADF |
|--------|--|
| | CNO (LEVEL_0_CONFIGURATION_FILE) |
| 0 | AUX_CNO_AXVPDS20020123_121901_20020101_000000_20200101_000000 |
| | FPO (ORBIT_STATE_VECTOR_FILE) |
| 1 | AUX_FPO_AXVPDS20090925_010110_20090924_190405_20091004_203017 |
| 2 | AUX_FPO_AXVPDS20090928_130111_20090927_190950_20091007_203601 |

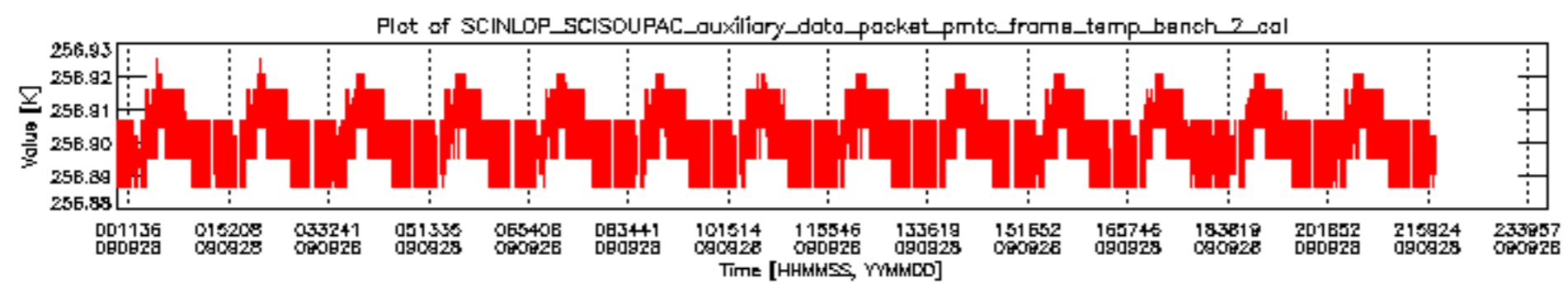


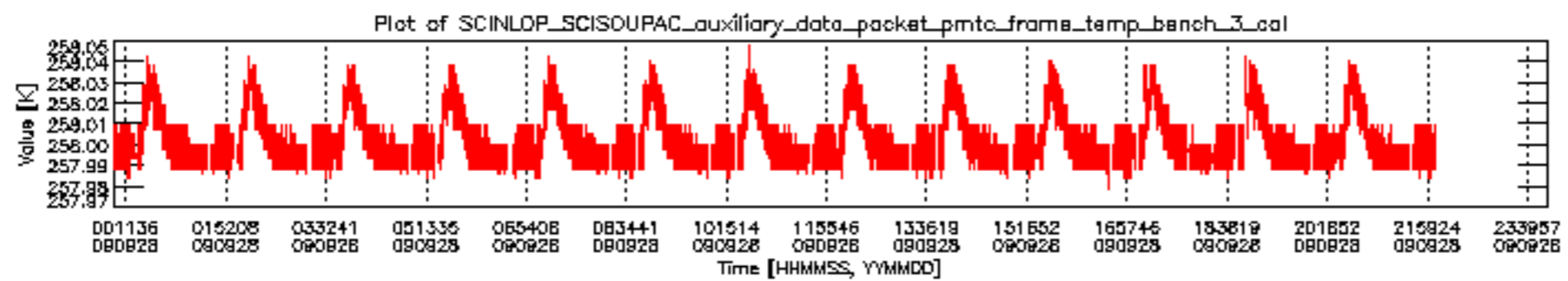
sciamachy_daily_report_level0_KSPT_L0_4303_N_20090928_6.PNG

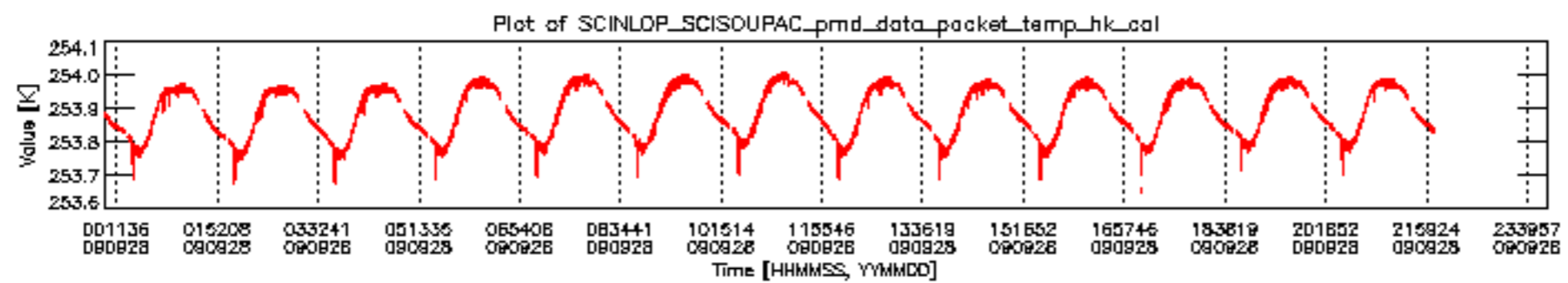


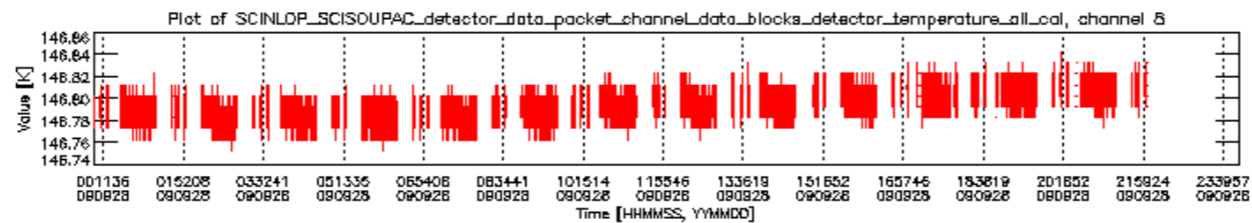
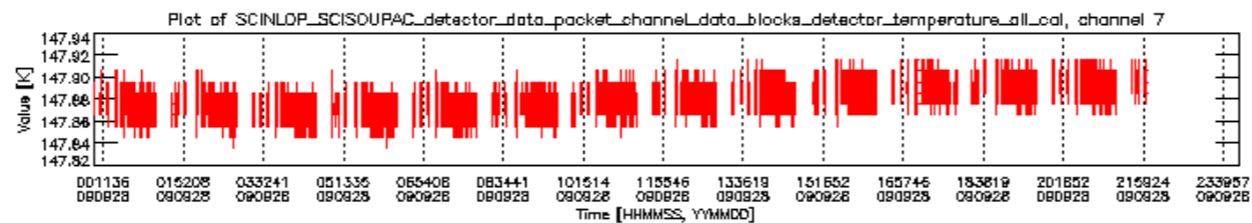
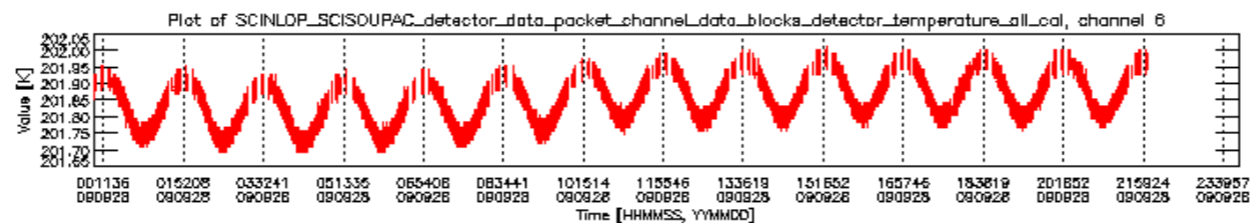
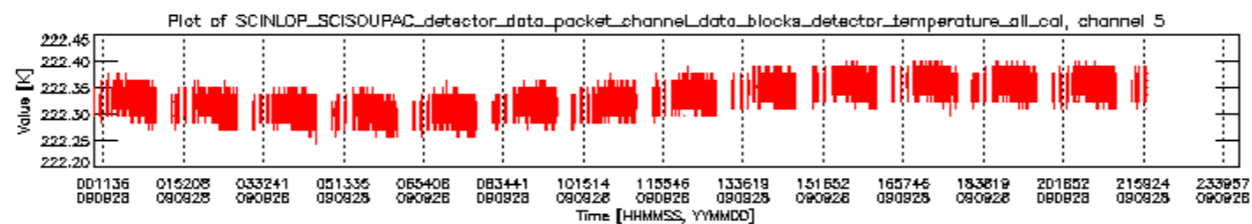
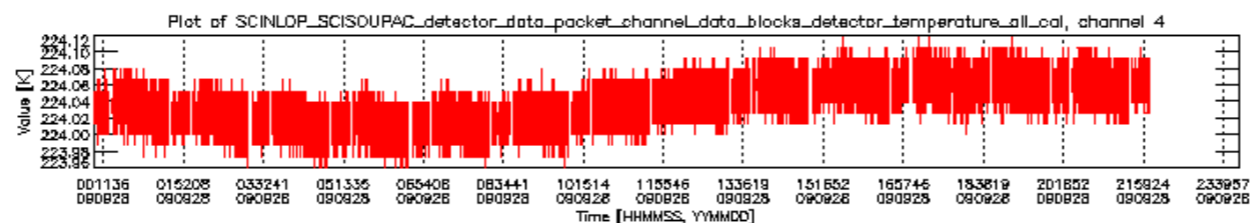
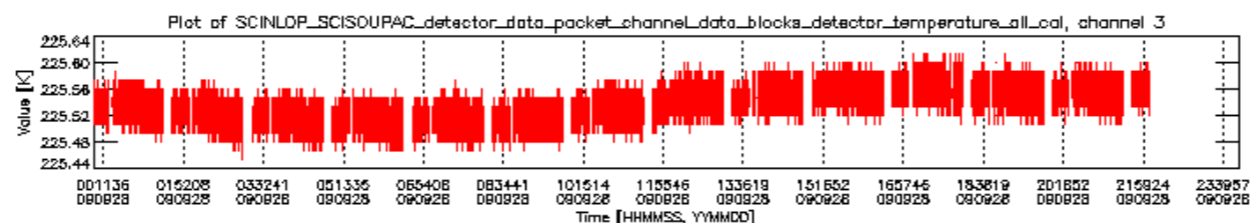
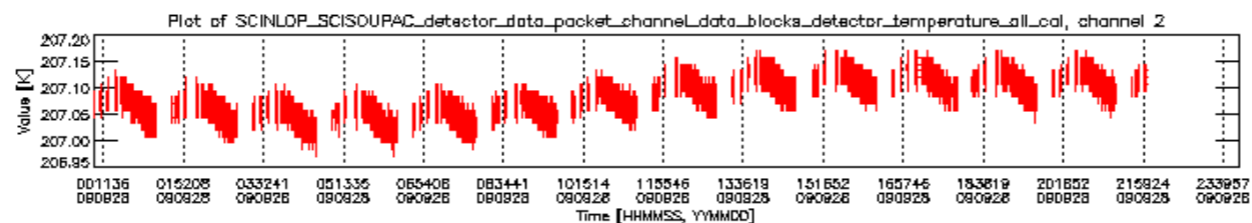
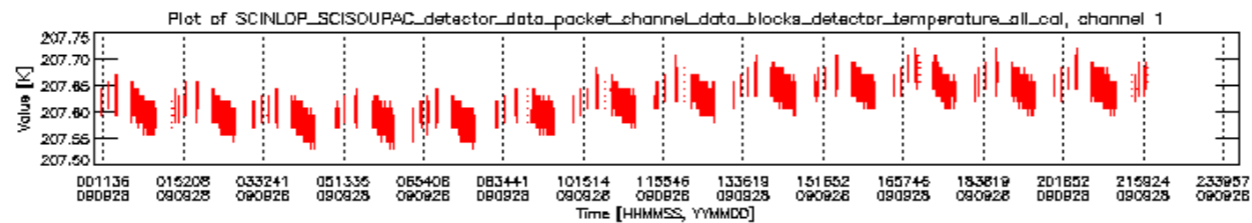
sciamachy_daily_report_level0_KSPT_L0_4303_N_20090928_7.PNG











Bar plot of planned DMOP activities and new calibration data for SCIAMACHY.
 Each row indicates an orbit. A light gray colour indicates the time span of 28SEP2009.
 A medium gray color indicates the time span of available SCI_NL_1P products for this day.
 The remaining colours indicate planned activities and/or special measurements.
 Planned activities are shown on the top half of each row, special measurements on the bottom half.

