

## 0. SCIAMACHY Daily Report for level 0 products

### [0.1 General Info](#)

### [0.2 Product Quality Indicators](#)

### [0.3 State monitoring](#)

### [0.4 ADF monitoring](#)

## 0.1 General Info

This report contains a daily analysis on parameters extracted from SCIAMACHY level 0 data (The SCI\_NL\_\_0P product).

### 0.1.1 Report summary

The table below shows general characteristics of the data that are included into this report.

| Item                                     | Value                                    |
|--|--|
| Report version                           | v1.3 20060731                            |
| Time of report generation                | 30JUN2009 05:24:45                       |
| Data source version                      | KSPT_L0/4303-N                           |
| Processing scope for products            | 26JUN2009 00:00:00 to 27JUN2009 00:00:00 |
| Start time of first product within scope | 25JUN2009 23:13:33                       |
| Stop time of last product within scope   | 27JUN2009 00:23:48                       |
| Total number of level 0 products         | 16                                       |
| Number of level 0 products with errors   | 0  |

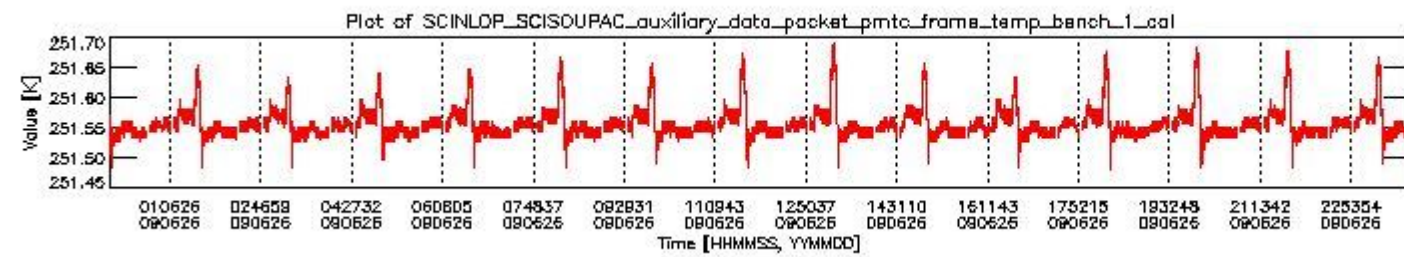
### 0.1.2 Summary per product

The following table shows a summary for each product used in this report.

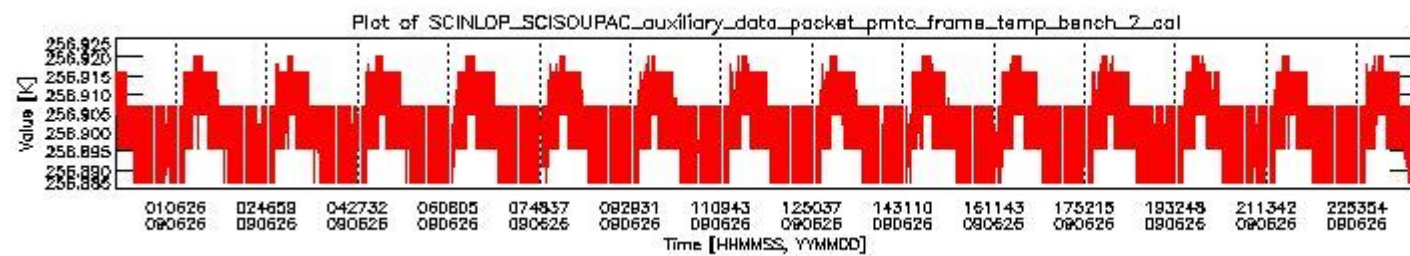
| #  | Product name   | Start time         | Stop time          | Prod err | ISP err sign | ISP miss sign | ISP disc sign | rs sign |
|----|--|--------------------|--------------------|----------|--------------|---------------|---------------|---------|
| 0  | SCI_NL__OPNPDE20090625_231333_000061122080_00144_38274_9398.N1 | 25JUN2009 23:13:33 | 26JUN2009 00:55:25 | 0        | 0            | 0             | 0             | 0       |
| 1  | SCI_NL__OPNPDE20090626_005357_000047792080_00145_38275_9399.N1 | 26JUN2009 00:53:57 | 26JUN2009 02:13:36 | 0        | 0            | 0             | 0             | 0       |
| 2  | SCI_NL__OPNPDE20090626_021336_000055812080_00146_38276_9400.N1 | 26JUN2009 02:13:36 | 26JUN2009 03:46:37 | 0        | 0            | 0             | 0             | 0       |
| 3  | SCI_NL__OPNPDE20090626_034637_000060922080_00147_38277_9401.N1 | 26JUN2009 03:46:37 | 26JUN2009 05:28:09 | 0        | 0            | 0             | 0             | 0       |
| 4  | SCI_NL__OPNPDE20090626_052809_000060362080_00148_38278_9402.N1 | 26JUN2009 05:28:09 | 26JUN2009 07:08:45 | 0        | 0            | 0             | 0             | 0       |
| 5  | SCI_NL__OPNPDK20090626_070749_000041012080_00149_38279_1890.N1 | 26JUN2009 07:07:49 | 26JUN2009 08:16:10 | 0        | 0            | 0             | 0             | 0       |
| 6  | SCI_NL__OPNPDK20090626_081501_000061732080_00150_38280_1891.N1 | 26JUN2009 08:15:01 | 26JUN2009 09:57:54 | 0        | 0            | 0             | 0             | 0       |
| 7  | SCI_NL__OPNPDK20090626_095754_000059672080_00151_38281_1892.N1 | 26JUN2009 09:57:54 | 26JUN2009 11:37:22 | 0        | 0            | 0             | 0             | 0       |
| 8  | SCI_NL__OPNPDK20090626_113722_000059802080_00152_38282_1893.N1 | 26JUN2009 11:37:22 | 26JUN2009 13:17:02 | 0        | 0            | 0             | 0             | 0       |
| 9  | SCI_NL__OPNPDK20090626_131553_000059672080_00153_38283_1894.N1 | 26JUN2009 13:15:53 | 26JUN2009 14:55:20 | 0        | 0            | 0             | 0             | 0       |
| 10 | SCI_NL__OPNPDK20090626_145425_000059122080_00154_38284_1895.N1 | 26JUN2009 14:54:25 | 26JUN2009 16:32:56 | 0        | 0            | 0             | 0             | 0       |
| 11 | SCI_NL__OPNPDK20090626_163200_000059142080_00155_38285_1896.N1 | 26JUN2009 16:32:00 | 26JUN2009 18:10:35 | 0        | 0            | 0             | 0             | 0       |
| 12 | SCI_NL__OPNPDK20090626_180939_000058562080_00156_38286_1897.N1 | 26JUN2009 18:09:39 | 26JUN2009 19:47:14 | 0        | 0            | 0             | 0             | 0       |
| 13 | SCI_NL__OPNPDE20090626_194606_000042112080_00157_38287_9403.N1 | 26JUN2009 19:46:06 | 26JUN2009 20:56:17 | 0        | 0            | 0             | 0             | 0       |
| 14 | SCI_NL__OPNPDE20090626_205543_000064642080_00157_38287_9404.N1 | 26JUN2009 20:55:43 | 26JUN2009 22:43:27 | 0        | 0            | 0             | 0             | 0       |
| 15 | SCI_NL__OPNPDE20090626_224157_000061112080_00158_38288_9405.N1 | 26JUN2009 22:41:57 | 27JUN2009 00:23:48 | 0        | 0            | 0             | 0             | 0       |

## 0.2 Product Quality Indicators

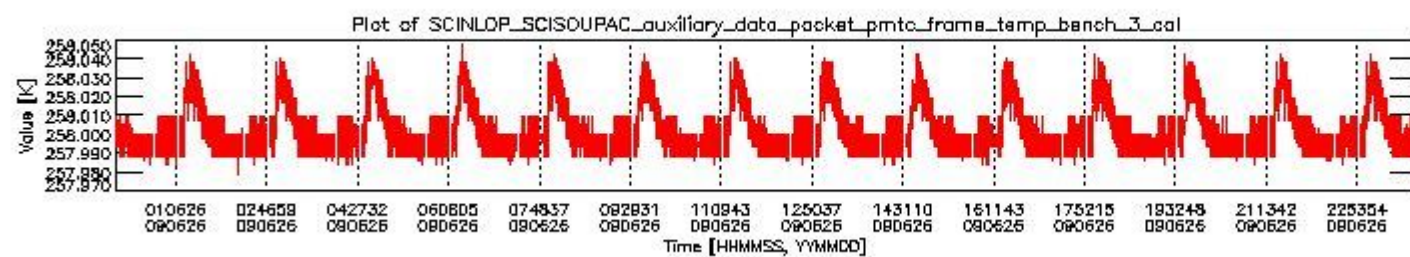
This section shows information about product quality, currently temperatures.



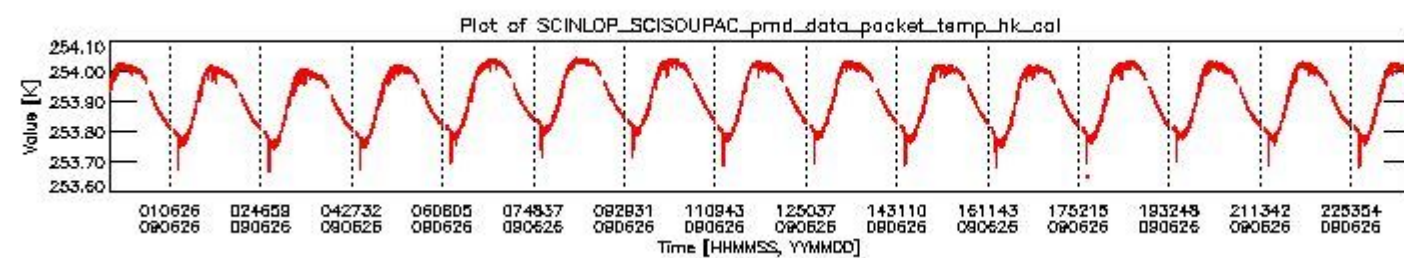
sciamachy\_daily\_report\_level0\_KSPT\_L0\_4303\_N\_20090626\_0.PNG



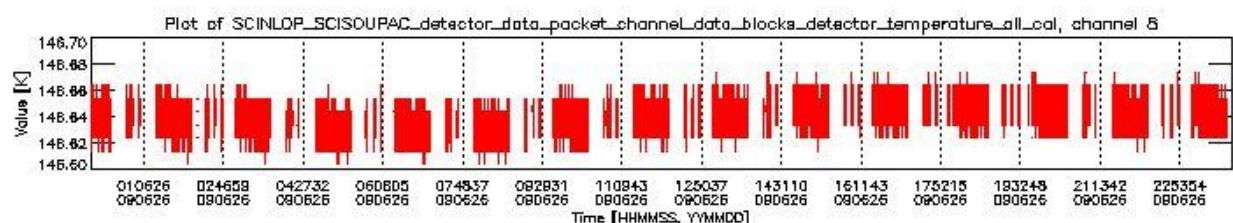
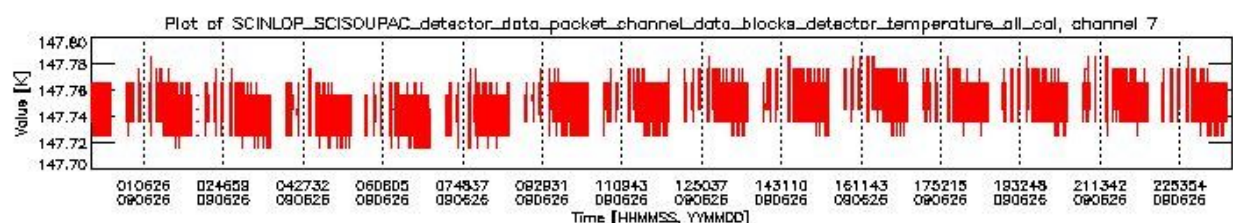
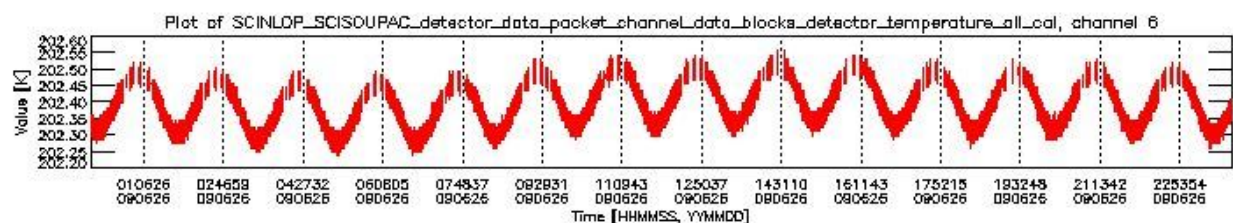
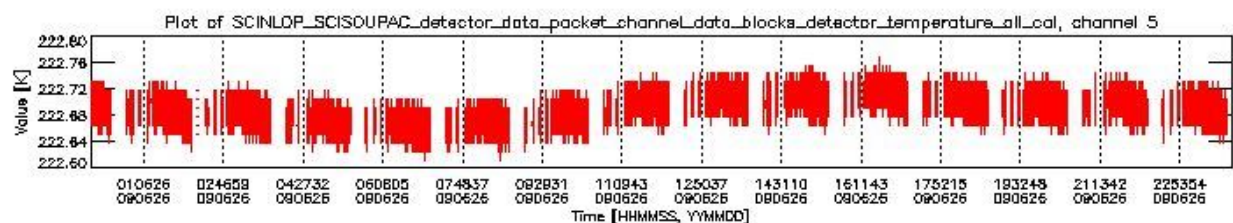
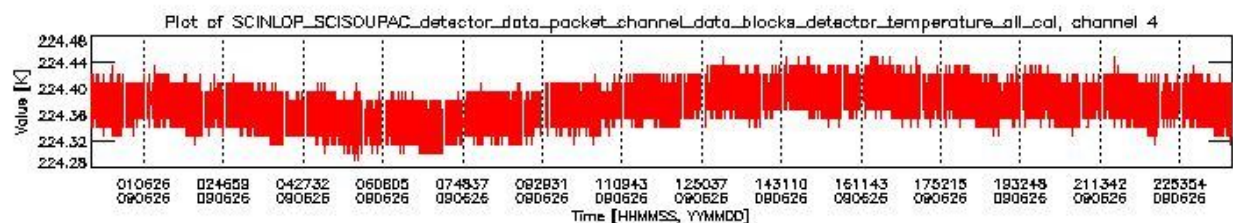
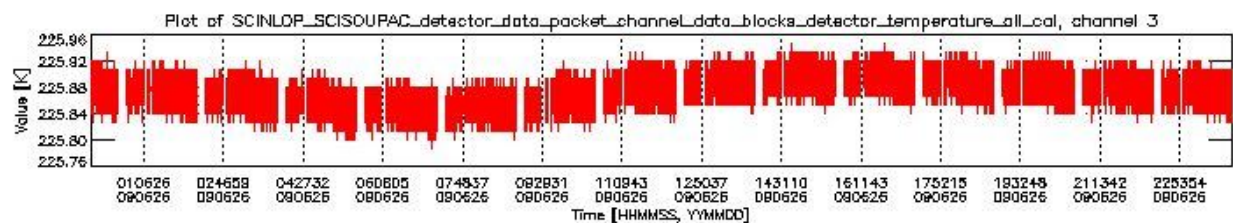
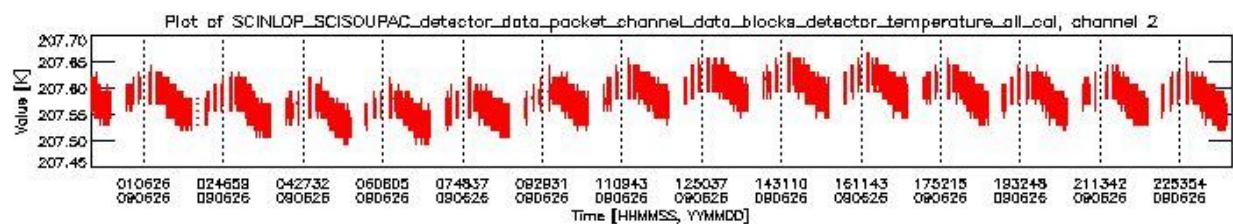
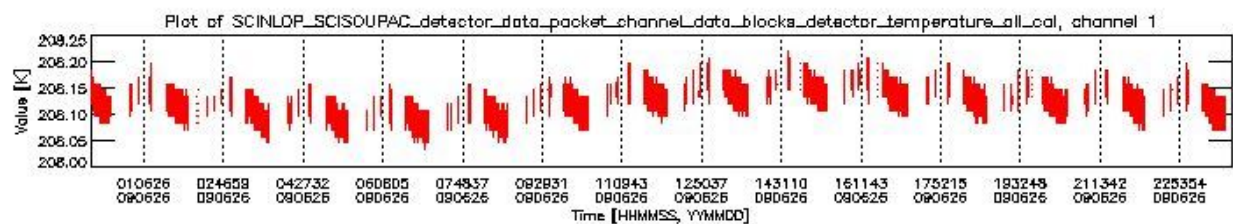
sciamachy\_daily\_report\_level0\_KSPT\_L0\_4303\_N\_20090626\_1.PNG



sciamachy\_daily\_report\_level0\_KSPT\_L0\_4303\_N\_20090626\_2.PNG



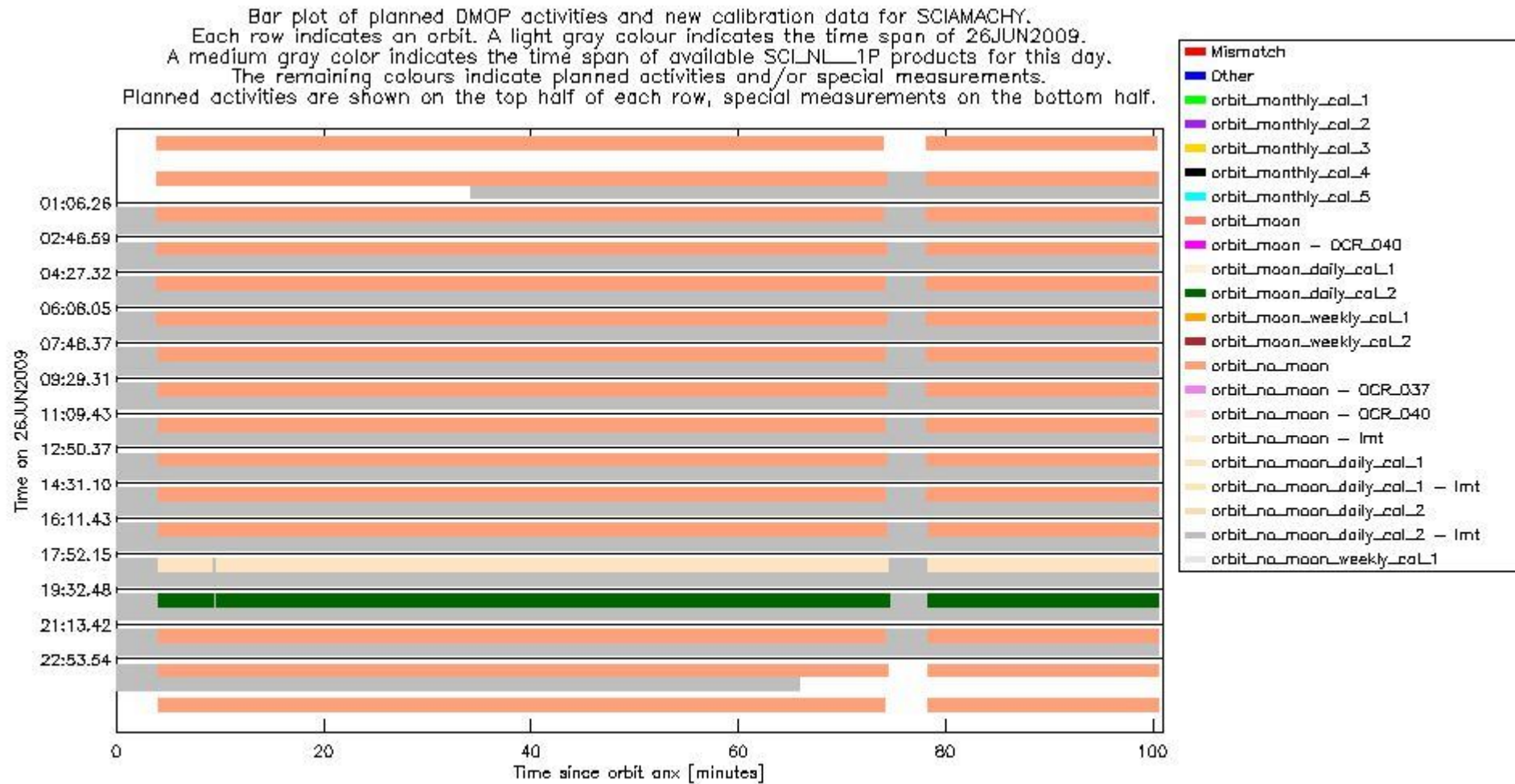
sciamachy\_daily\_report\_level0\_KSPT\_L0\_4303\_N\_20090626\_3.PNG



### 0.3 State monitoring

No instrument tracking information available. This section gives an analysis of the DMOP execution. The execution is monitored by assigning various activities to timeline sequences found in the DMOP file, and by checking where "NEW" datasets are available in SCI\_NL\_\_1P products.

The following plot gives an overview of planned activities and actual state ids in the Level 0 products. The planning is taken from the DMOP files, and interpreted using information from OSDF files.



sciamachy\_daily\_report\_level0\_KSPT\_L0\_4303\_N\_20090626\_5.PNG

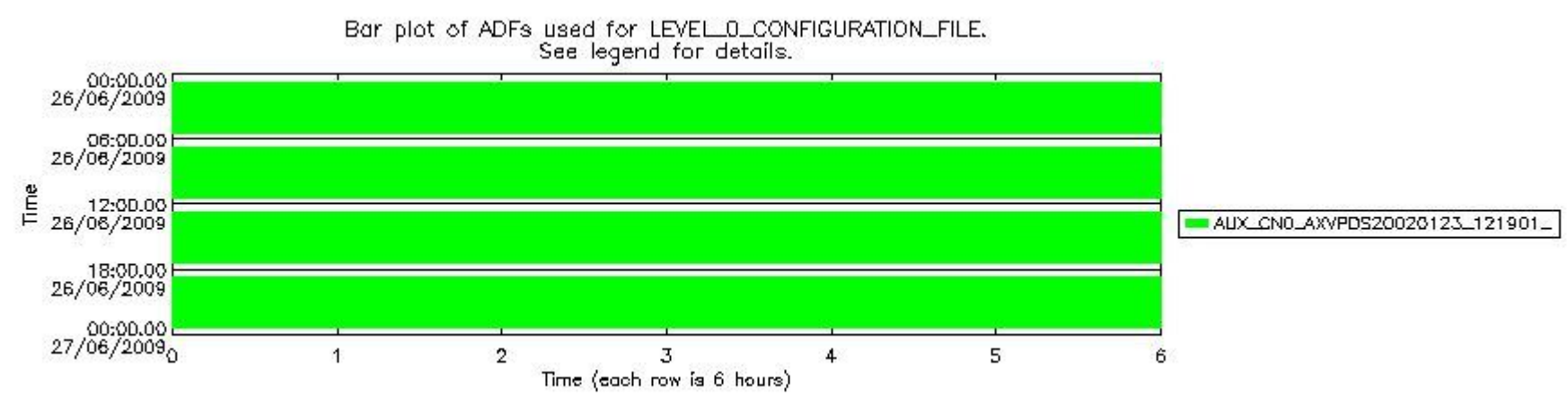
### 0.4 ADF monitoring

This section shows the (variation in) ADFs used for each of the products. It consists of:

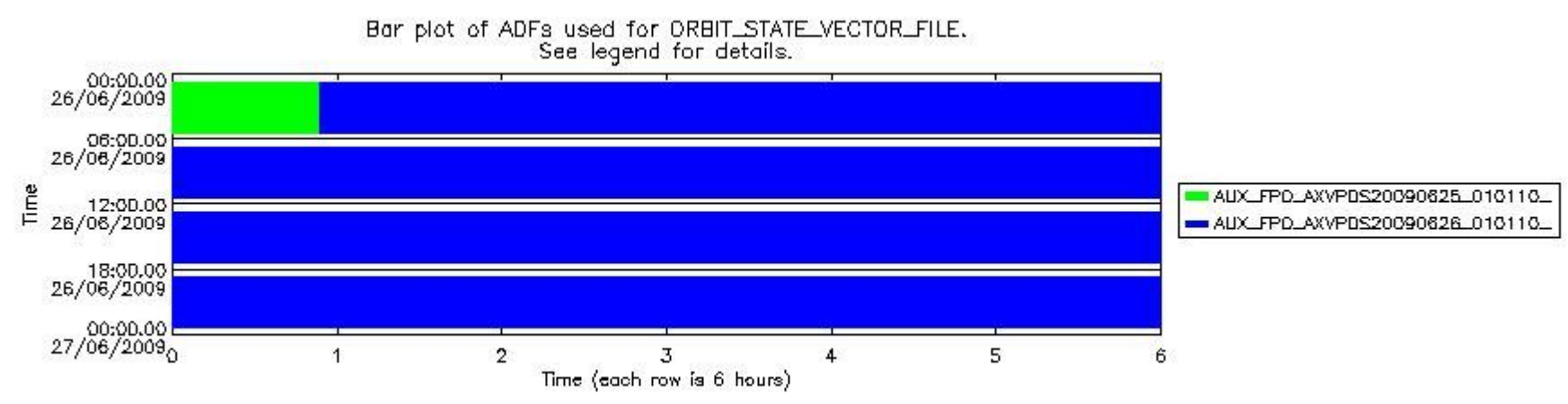
- A table showing which ADFs were used for processing (red values indicate that multiple ADFs of the same type were used)
- Various time line plots, one for each ADF, which show when which ADF was used.

If multiple ADFs of a single type were used, these are marked **red** in the table.

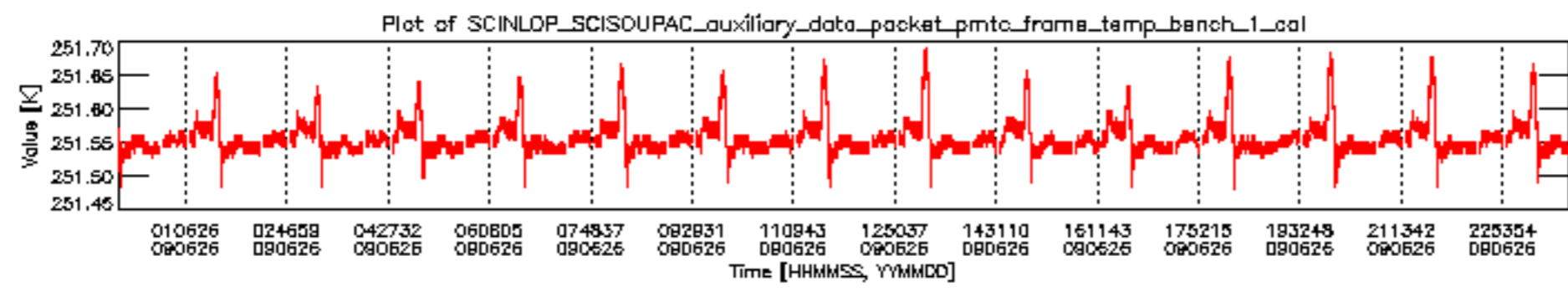
| Number | ADF   |
|--------|---|
|        | <b>CNO (LEVEL_0_CONFIGURATION_FILE)</b>                       |
| 0      | AUX_CNO_AXVPDS20020123_121901_20020101_000000_20200101_000000 |
|        | <b>FPO (ORBIT_STATE_VECTOR_FILE)</b>                          |
| 1      | AUX_FPO_AXVPDS20090625_010110_20090624_185533_20090704_202146 |
| 2      | AUX_FPO_AXVPDS20090626_010110_20090625_182356_20090705_213045 |

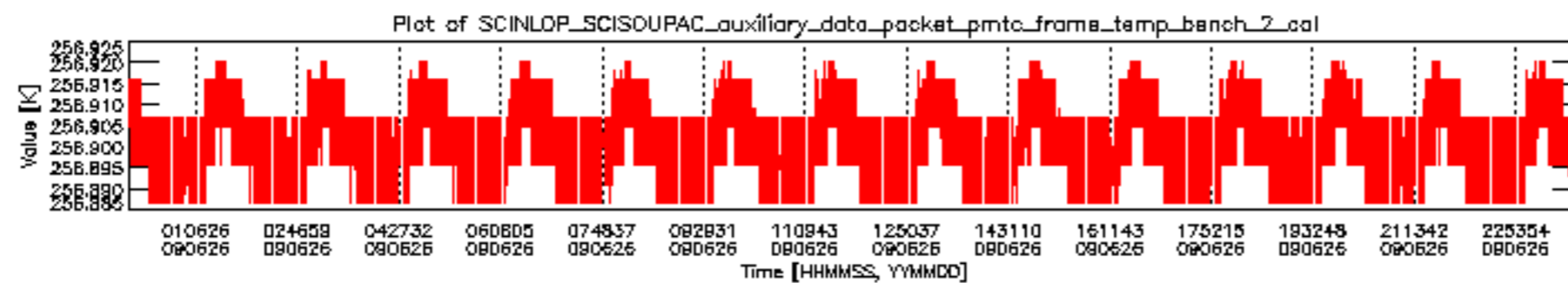


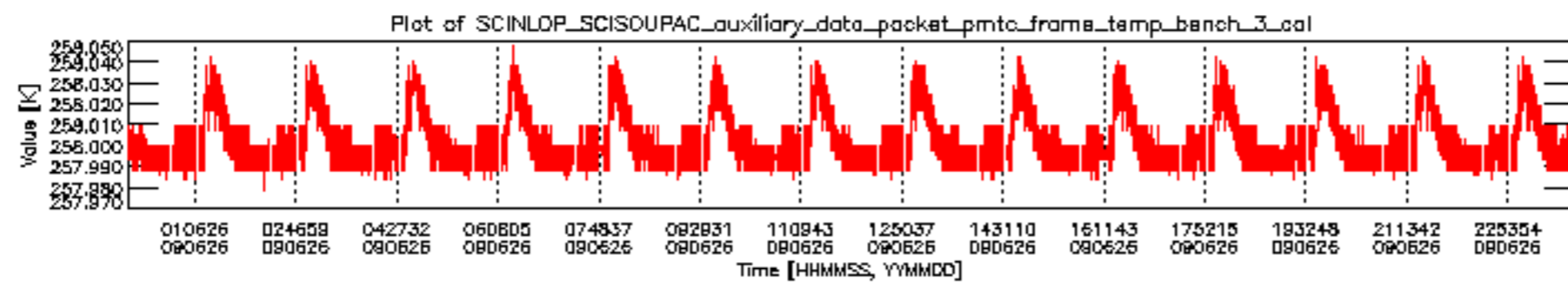
sciamachy\_daily\_report\_level0\_KSPT\_L0\_4303\_N\_20090626\_6.PNG



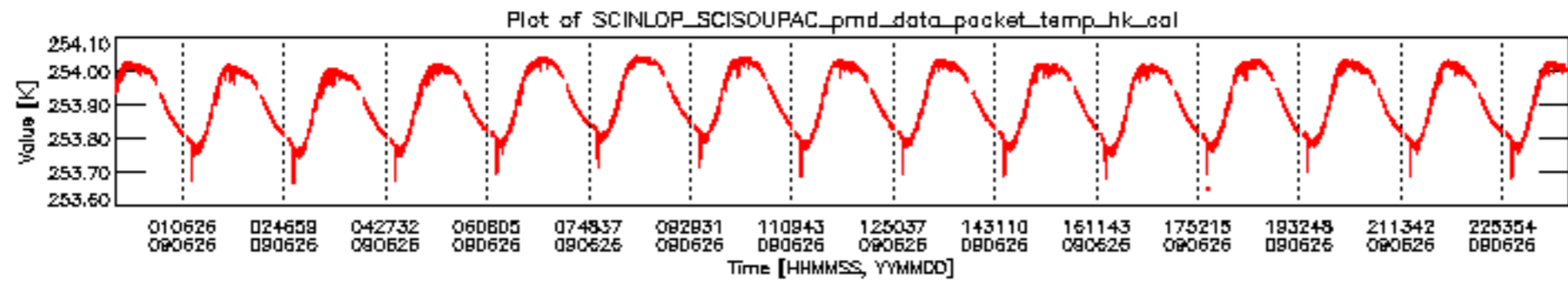
sciamachy\_daily\_report\_level0\_KSPT\_L0\_4303\_N\_20090626\_7.PNG

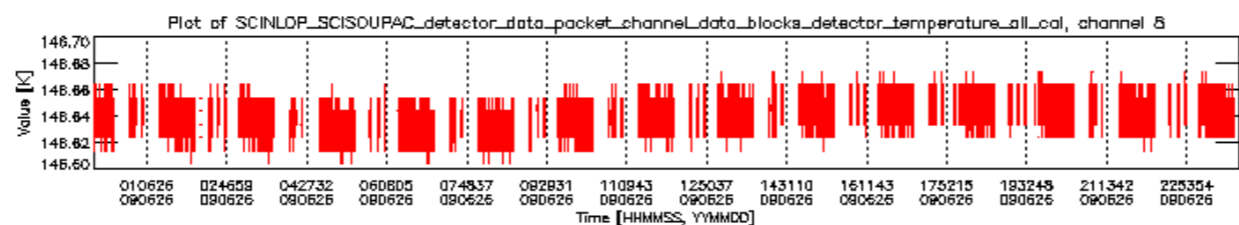
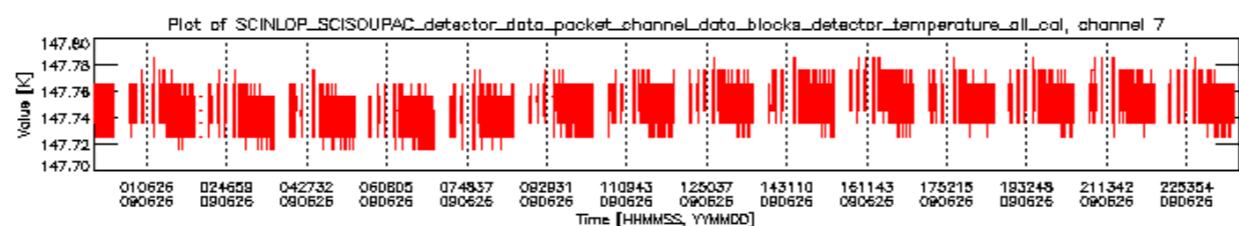
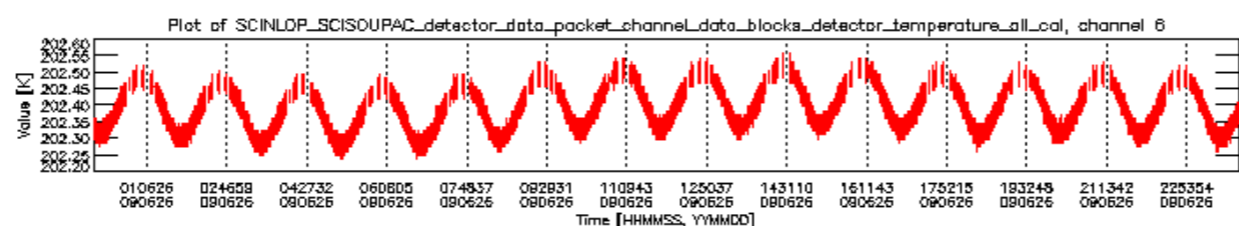
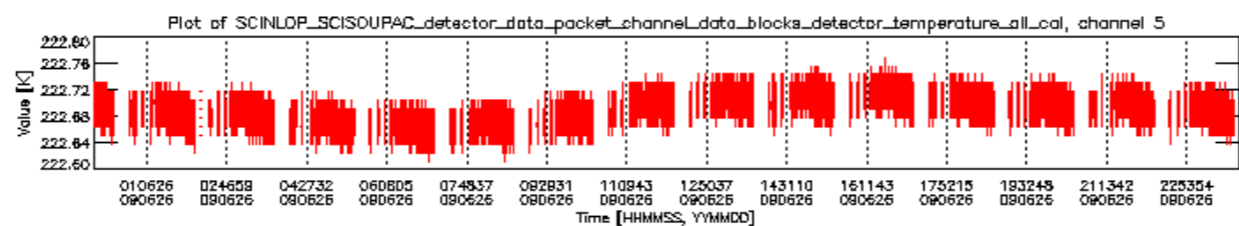
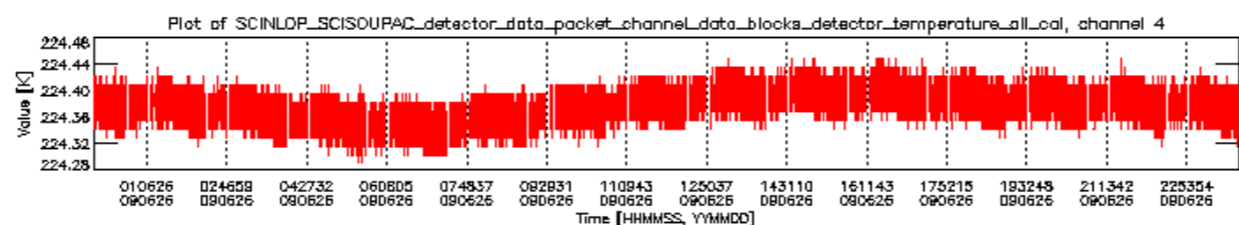
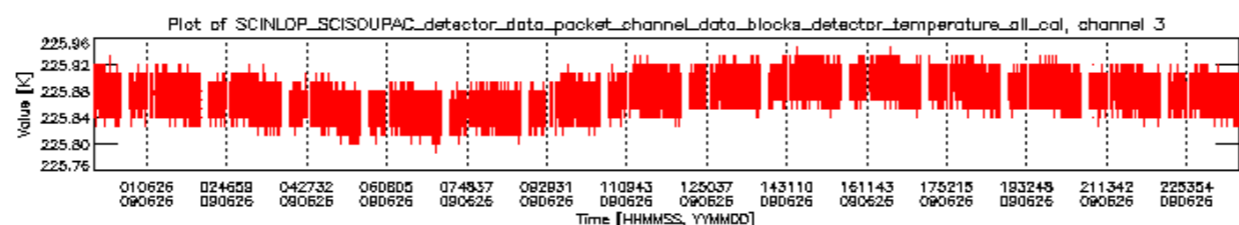
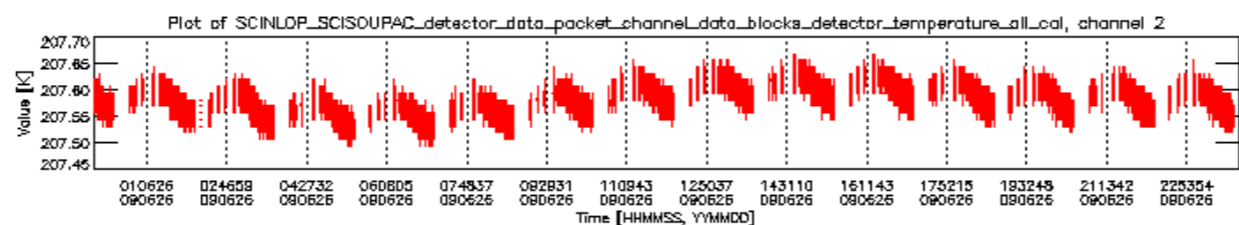
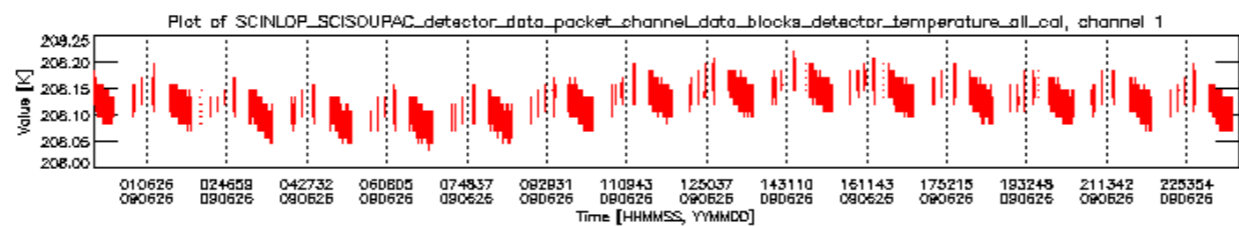












Bar plot of planned DMOP activities and new calibration data for SCIAMACHY.  
 Each row indicates an orbit. A light gray colour indicates the time span of 26JUN2009.  
 A medium gray color indicates the time span of available SCI\_NL\_1P products for this day.  
 The remaining colours indicate planned activities and/or special measurements.  
 Planned activities are shown on the top half of each row, special measurements on the bottom half.

