

0. SCIAMACHY Daily Report for level 0 products

0.1 General Info

0.2 Product Quality Indicators

0.3 State monitoring

0.4 ADF monitoring

0.1 General Info

This report contains a daily analysis on parameters extracted from SCIAMACHY level 0 data (The SCI_NL__0P product).

0.1.1 Report summary

The table below shows general characteristics of the data that are included into this report.

Item	Value
Report version	v1.3 20060731
Time of report generation	09MAR2009 08:32:39
Data source version	KSPT_L0/4303-N
Processing scope for products	05MAR2009 00:00:00 to 06MAR2009 00:00:00
Start time of first product within scope	05MAR2009 10:48:27
Stop time of last product within scope	06MAR2009 01:13:59
Total number of level 0 products	9
Number of level 0 products with errors	0

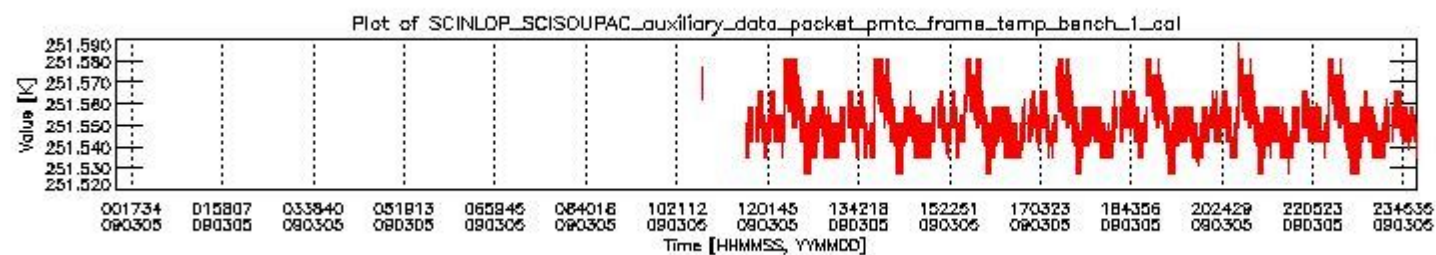
0.1.2 Summary per product

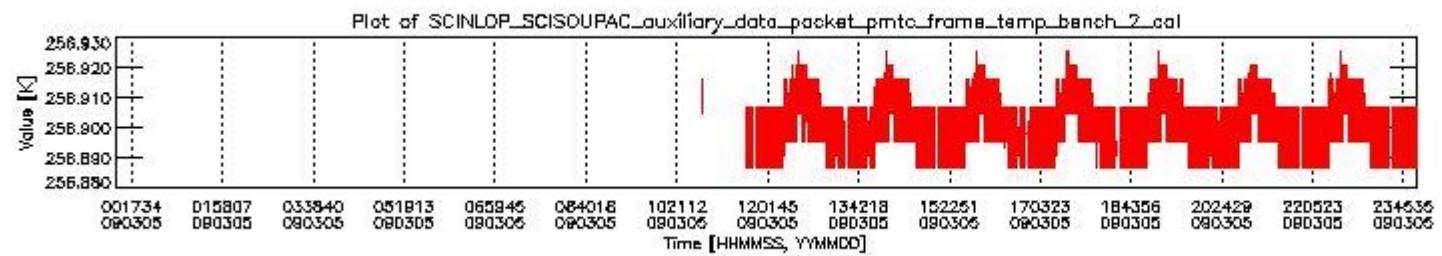
The following table shows a summary for each product used in this report.

#	Product name	Start time	Stop time	Prod err	ISP err sign	ISP miss sign	ISP disc sign	rs sign
0	SCI_NL__0PNPDK20090305_104827_000058262077_00037_36664_0876.N1	05MAR2009 10:48:27	05MAR2009 12:25:32	0	0	0	0	0
1	SCI_NL__0PNPDK20090305_122437_000062162077_00038_36665_0877.N1	05MAR2009 12:24:37	05MAR2009 14:08:12	0	0	0	0	0
2	SCI_NL__0PNPDK20090305_140716_000058422077_00039_36666_0878.N1	05MAR2009 14:07:16	05MAR2009 15:44:39	0	0	0	0	0
3	SCI_NL__0PNPDK20090305_154247_000058692077_00040_36667_0879.N1	05MAR2009 15:42:47	05MAR2009 17:20:37	0	0	0	0	0
4	SCI_NL__0PNPDK20090305_171913_000060362077_00041_36668_0880.N1	05MAR2009 17:19:13	05MAR2009 18:59:49	0	0	0	0	0
5	SCI_NL__0PNPDK20090305_185949_000060352077_00042_36669_0881.N1	05MAR2009 18:59:49	05MAR2009 20:40:24	0	0	0	0	0
6	SCI_NL__0PNPDE20090305_204024_000040792077_00043_36670_8611.N1	05MAR2009 20:40:24	05MAR2009 21:48:23	0	0	0	0	0
7	SCI_NL__0PNPDE20090305_215249_000060792077_00043_36670_8612.N1	05MAR2009 21:52:49	05MAR2009 23:34:08	0	0	0	0	0
8	SCI_NL__0PNPDE20090305_233324_000060352077_00044_36671_8613.N1	05MAR2009 23:33:24	06MAR2009 01:13:59	0	0	0	0	0

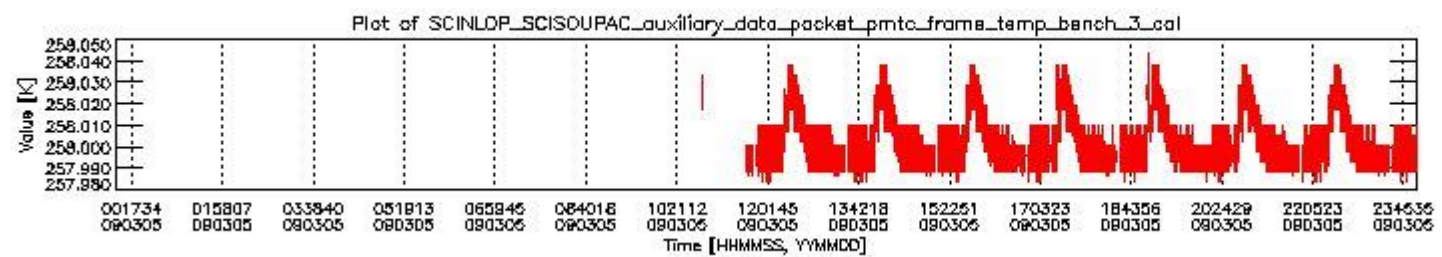
0.2 Product Quality Indicators

This section shows information about product quality, currently temperatures.

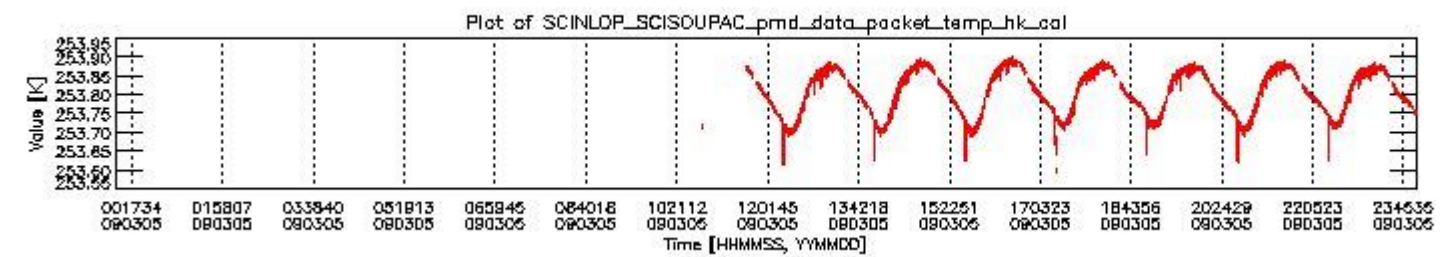




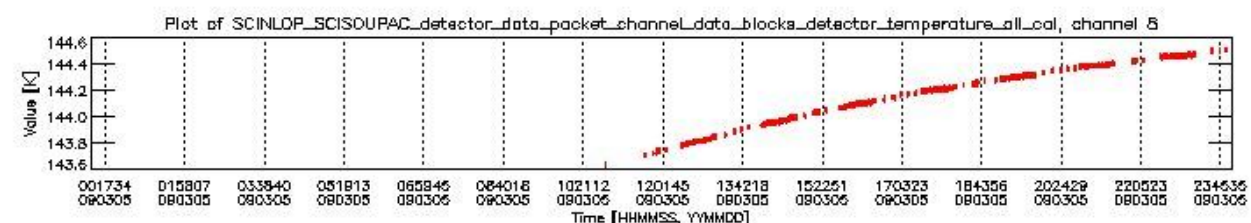
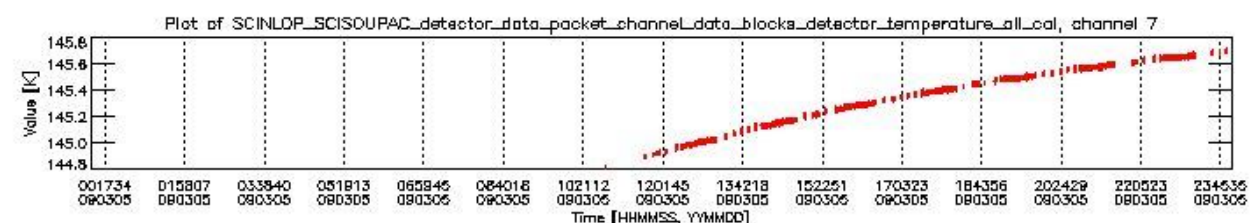
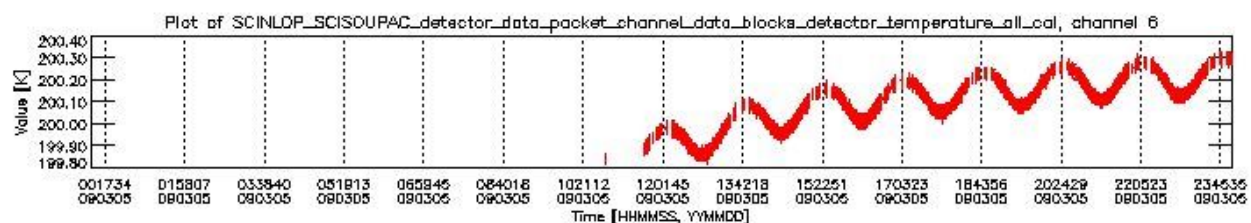
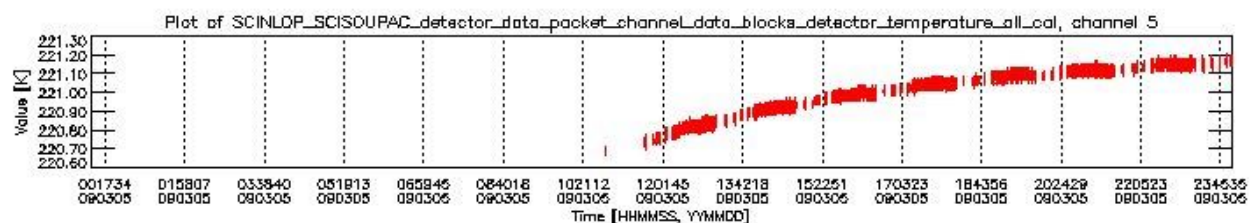
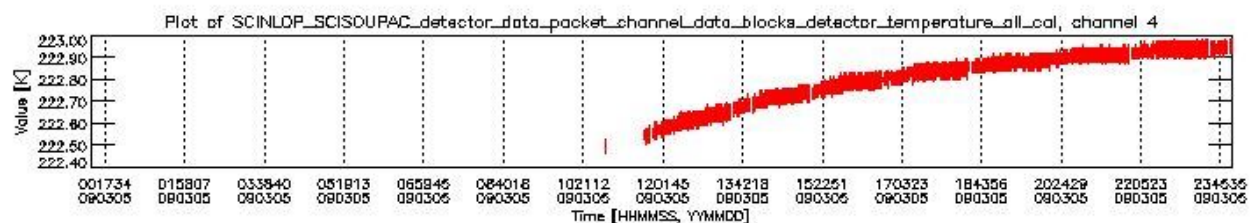
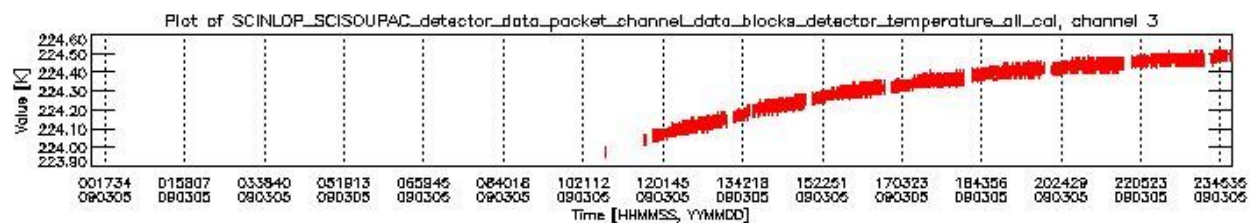
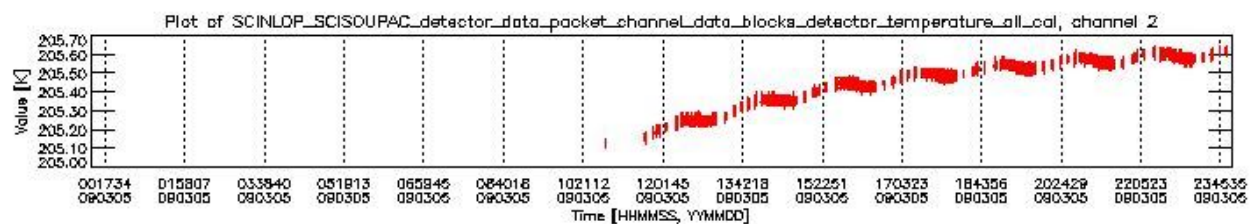
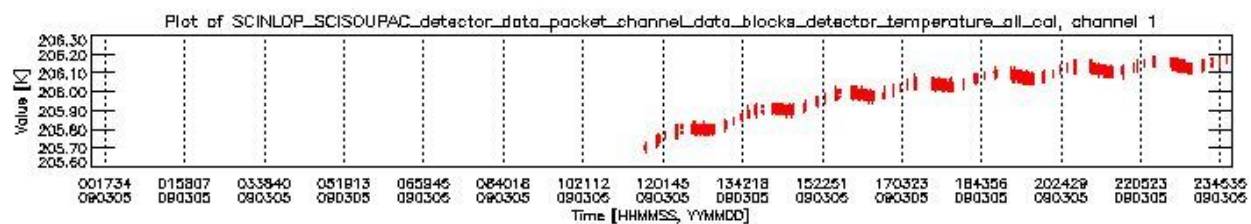
sciamachy_daily_report_level0_KSPT_L0_4303_N_20090305_1.PNG



sciamachy_daily_report_level0_KSPT_L0_4303_N_20090305_2.PNG



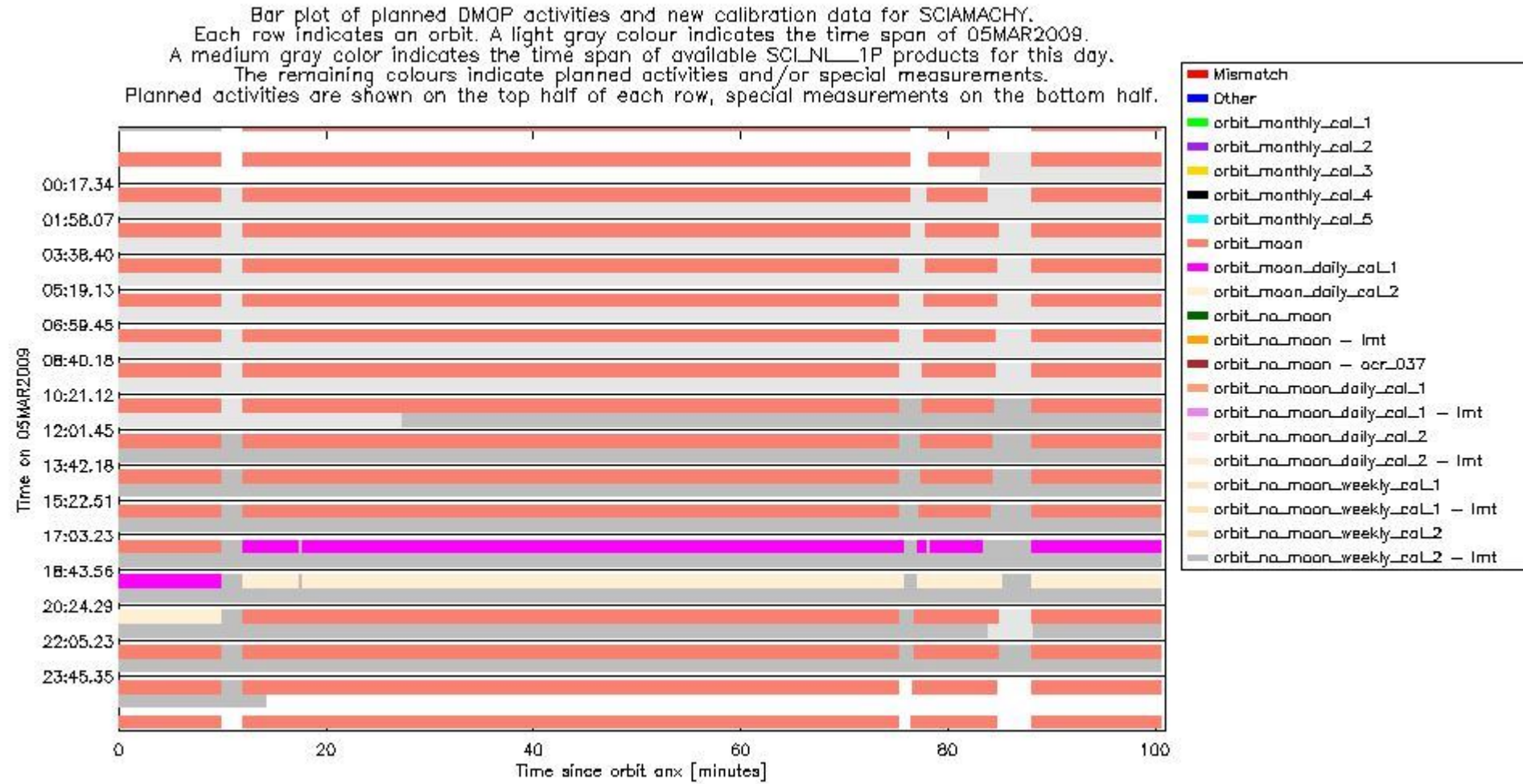
sciamachy_daily_report_level0_KSPT_L0_4303_N_20090305_3.PNG



0.3 State monitoring

No instrument tracking information available. This section gives an analysis of the DMOP execution. The execution is monitored by assigning various activities to timeline sequences found in the DMOP file, and by checking where "NEW" datasets are available in SCI_NL__1P products.

The following plot gives an overview of planned activities and actual state ids in the Level 0 products. The planning is taken from the DMOP files, and interpreted using information from OSDF files.



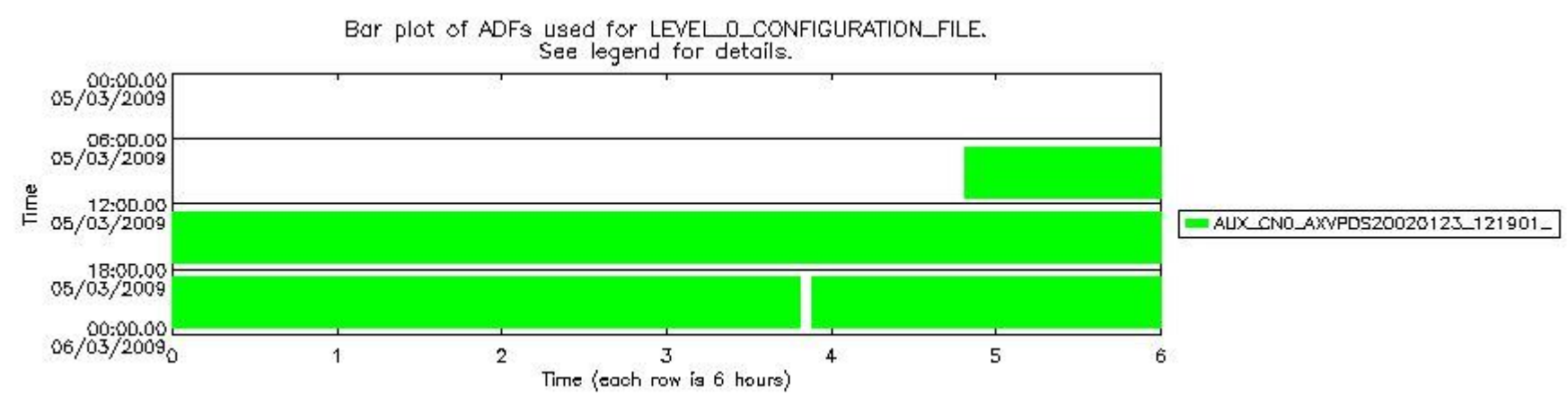
0.4 ADF monitoring

This section shows the (variation in) ADFs used for each of the products. It consists of:

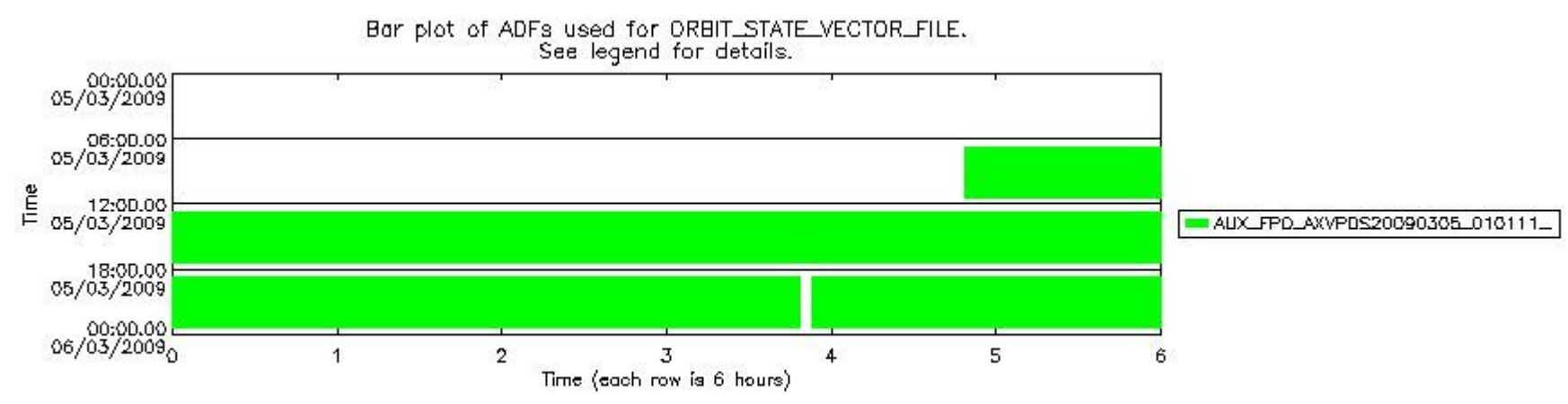
- A table showing which ADFs were used for processing (red values indicate that multiple ADFs of the same type were used)
- Various time line plots, one for each ADF, which show when which ADF was used.

If multiple ADFs of a single type were used, these are marked **red** in the table.

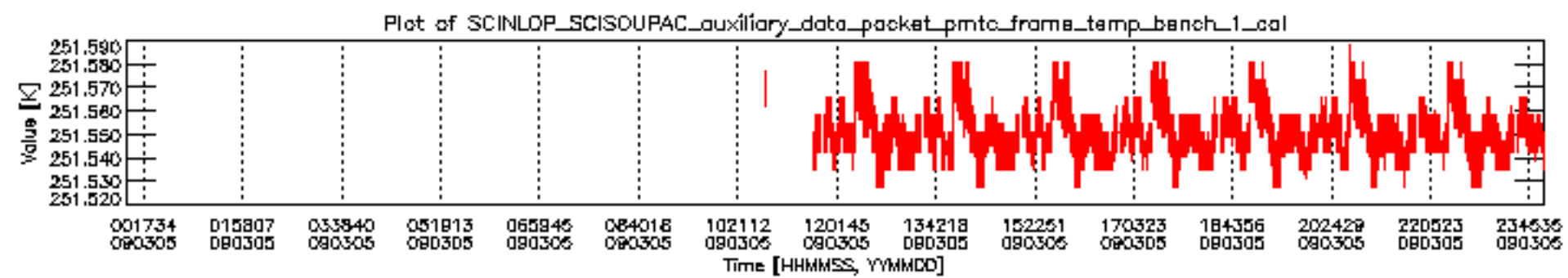
Number	ADF
	CNO (LEVEL_0_CONFIGURATION_FILE)
0	AUX_CNO_AXVPDS20020123_121901_20020101_000000_20200101_000000
	FPO (ORBIT_STATE_VECTOR_FILE)
1	AUX_FPO_AXVPDS20090305_010111_20090304_191538_20090314_204151

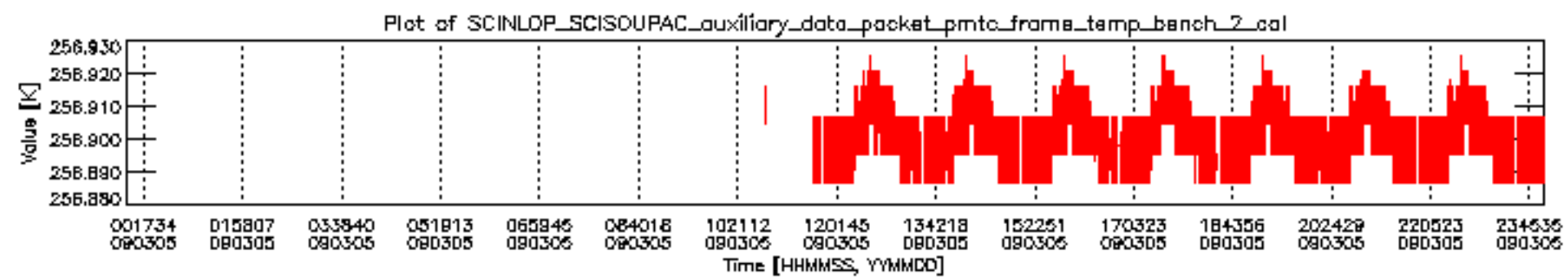


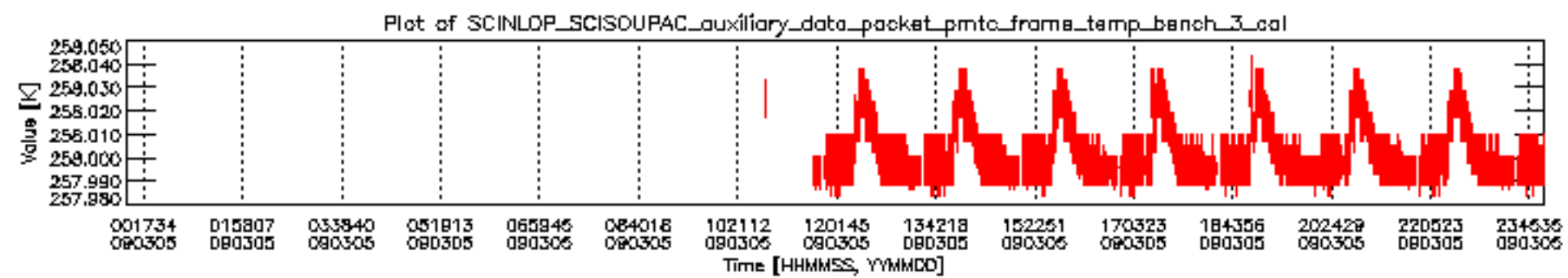
sciamachy_daily_report_level0_KSPT_L0_4303_N_20090305_6.PNG

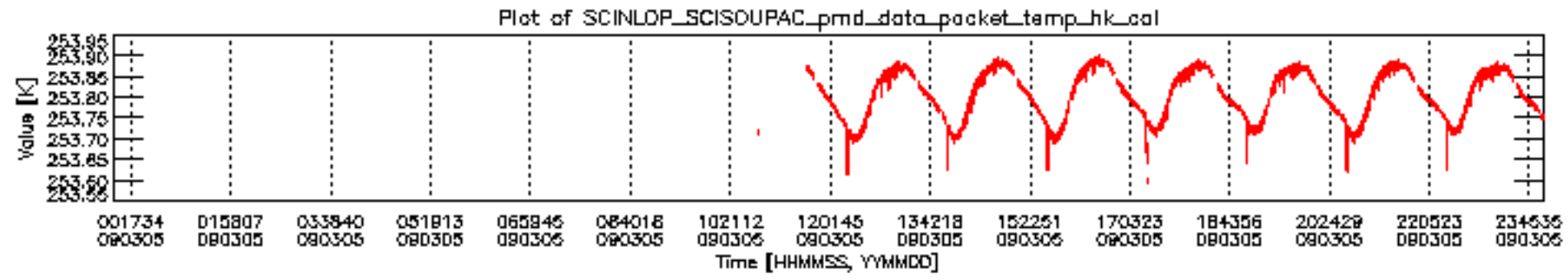


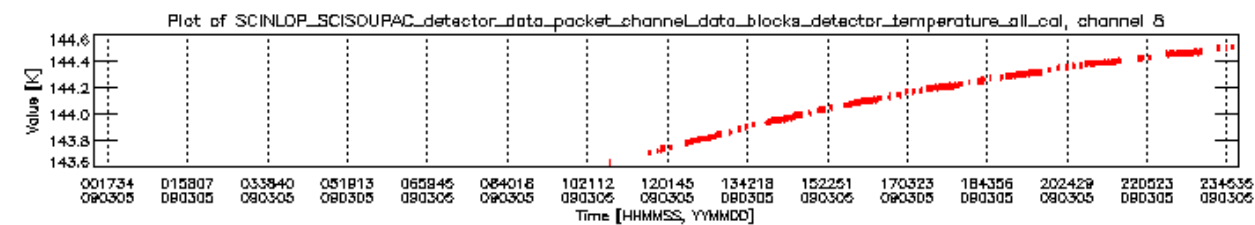
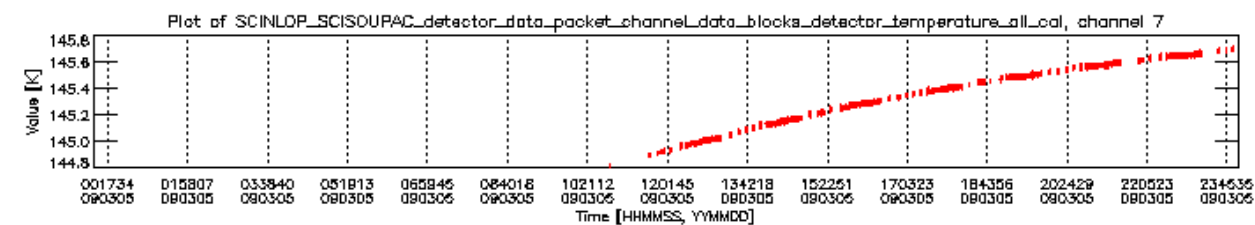
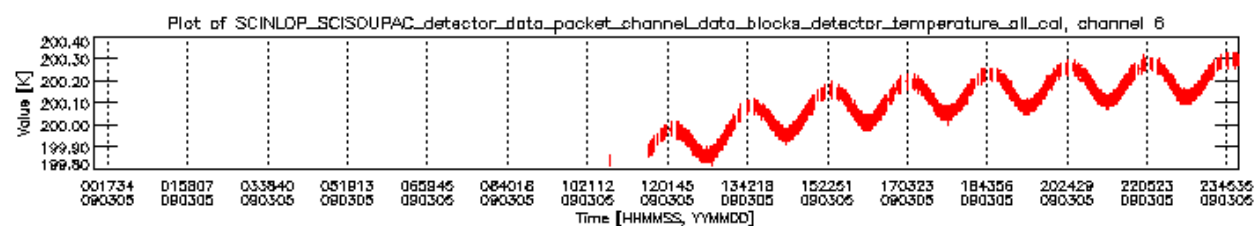
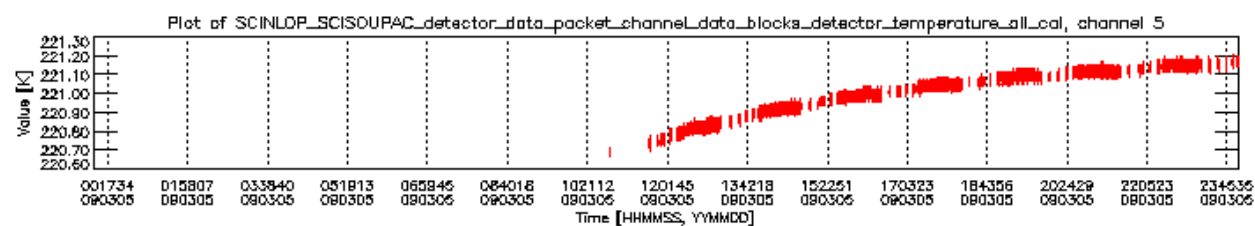
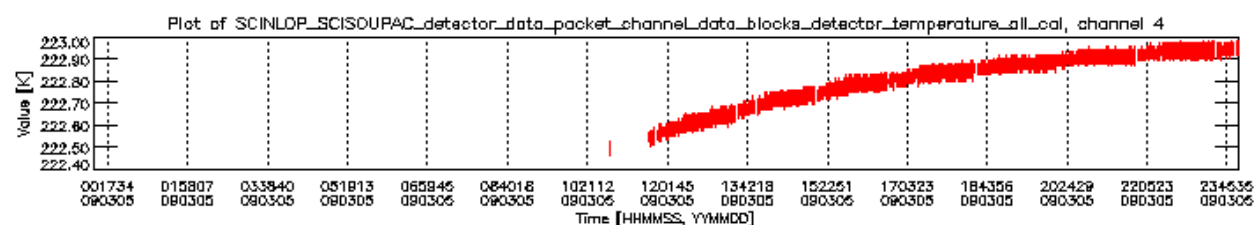
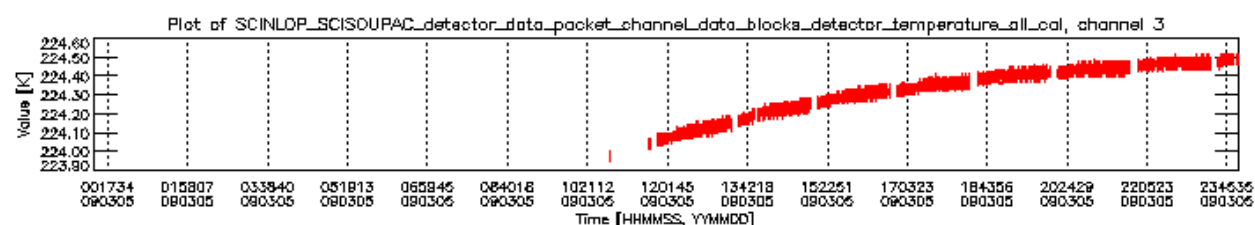
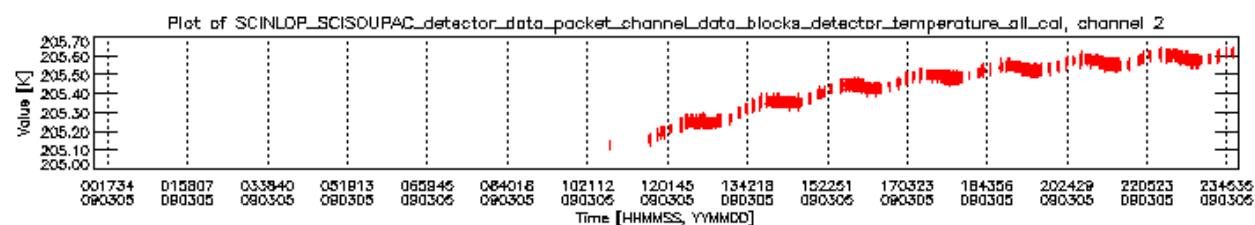
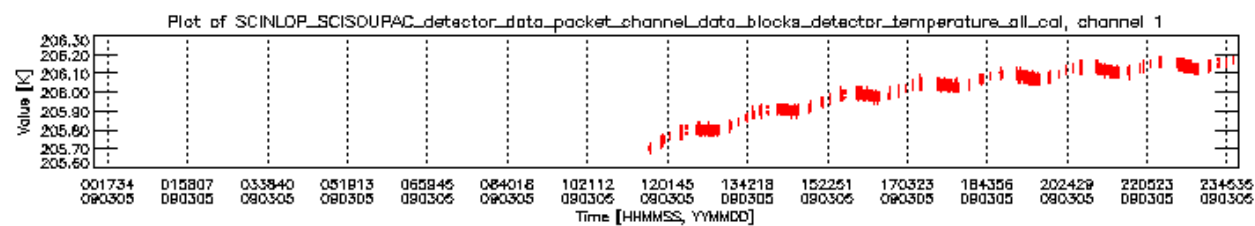
sciamachy_daily_report_level0_KSPT_L0_4303_N_20090305_7.PNG











Bar plot of planned DMOP activities and new calibration data for SCIAMACHY.
 Each row indicates an orbit. A light gray colour indicates the time span of 05MAR2009.
 A medium gray color indicates the time span of available SCI_NL_1P products for this day.
 The remaining colours indicate planned activities and/or special measurements.
 Planned activities are shown on the top half of each row, special measurements on the bottom half.

