

## 0. SCIAMACHY Daily Report for level 0 products

### [0.1 General Info](#)

### [0.2 Product Quality Indicators](#)

### [0.3 State monitoring](#)

### [0.4 ADF monitoring](#)

## 0.1 General Info

This report contains a daily analysis on parameters extracted from SCIAMACHY level 0 data (The SCI\_NL\_\_0P product).

### 0.1.1 Report summary

The table below shows general characteristics of the data that are included into this report.

Item	Value
Report version	v1.3 20060731
Time of report generation	07JAN2009 18:17:00
Data source version	KSPT_L0/4303-N
Processing scope for products	04JAN2009 00:00:00 to 05JAN2009 00:00:00
Start time of first product within scope	03JAN2009 23:56:09
Stop time of last product within scope	05JAN2009 00:58:06
Total number of level 0 products	16
Number of level 0 products with errors	1

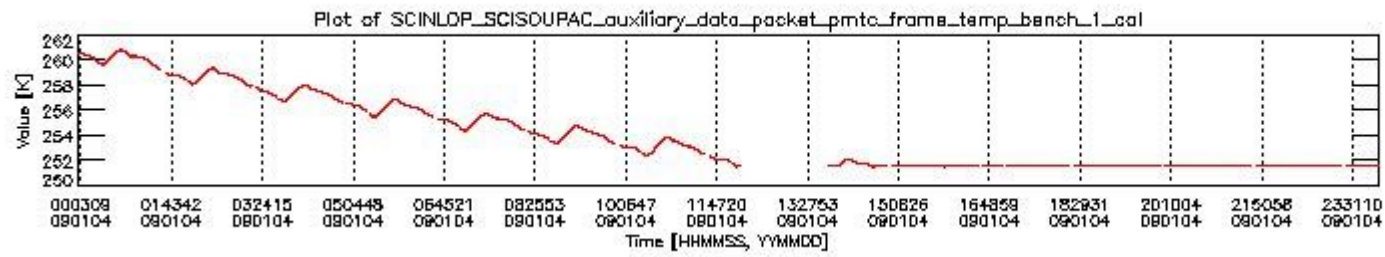
### 0.1.2 Summary per product

The following table shows a summary for each product used in this report.

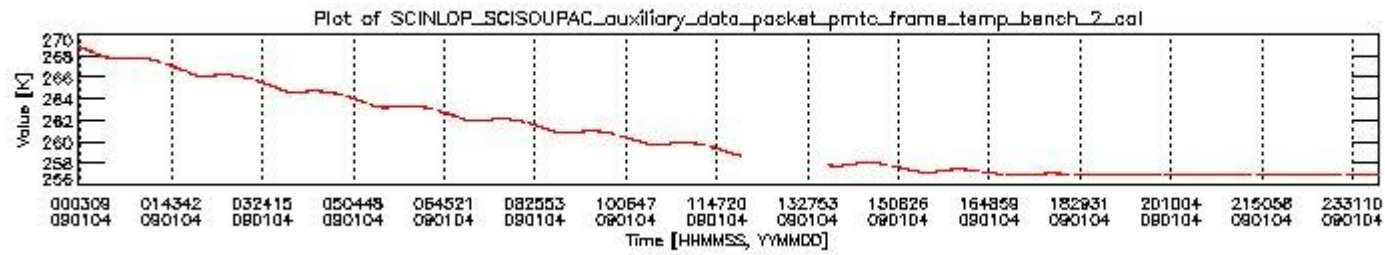
#	Product name	Start time	Stop time	Prod err	ISP err sign	ISP miss sign	ISP disc sign	rs sign
0	SCI_NL__OPNPDE20090103_235609_000056172075_00173_35798_8227.N1	03JAN2009 23:56:09	04JAN2009 01:29:46	0	0	0	0	0
1	SCI_NL__OPNPDE20090104_012946_000046722075_00174_35799_8228.N1	04JAN2009 01:29:46	04JAN2009 02:47:38	0	0	0	0	0
2	SCI_NL__OPNPDE20090104_024738_000058432075_00175_35800_8229.N1	04JAN2009 02:47:38	04JAN2009 04:25:01	0	0	0	0	0
3	SCI_NL__OPNPDE20090104_042405_000061042075_00176_35801_8230.N1	04JAN2009 04:24:05	04JAN2009 06:05:49	0	0	0	0	0
4	SCI_NL__OPNPDK20090104_060549_000039202075_00177_35802_0369.N1	04JAN2009 06:05:49	04JAN2009 07:11:10	0	0	0	0	0
5	SCI_NL__OPNPDK20090104_070918_000063962075_00178_35803_0370.N1	04JAN2009 07:09:18	04JAN2009 08:55:54	0	0	0	0	0
6	SCI_NL__OPNPDK20090104_085350_000060922075_00179_35804_0371.N1	04JAN2009 08:53:50	04JAN2009 10:35:21	0	0	0	0	0
7	SCI_NL__OPNPDK20090104_103317_000059802075_00180_35805_0372.N1	04JAN2009 10:33:17	04JAN2009 12:12:57	0	0	0	0	0
8	SCI_NL__OPNPDK20090104_121201_000060362075_00181_35806_0373.N1	04JAN2009 12:12:01	04JAN2009 13:52:37	1	1	0	0	0
9	SCI_NL__OPNPDK20090104_135141_000058982075_00182_35807_0374.N1	04JAN2009 13:51:41	04JAN2009 15:29:59	0	0	0	0	0
10	SCI_NL__OPNPDK20090104_152959_000059232075_00183_35808_0375.N1	04JAN2009 15:29:59	04JAN2009 17:08:42	0	0	0	0	0
11	SCI_NL__OPNPDK20090104_170746_000057422075_00184_35809_0376.N1	04JAN2009 17:07:46	04JAN2009 18:43:28	0	0	0	0	0
12	SCI_NL__OPNPDK20090104_184726_000058372075_00185_35810_0377.N1	04JAN2009 18:47:26	04JAN2009 20:24:43	0	0	0	0	0
13	SCI_NL__OPNPDE20090104_202359_000043762075_00186_35811_8231.N1	04JAN2009 20:23:59	04JAN2009 21:36:55	0	0	0	0	0
14	SCI_NL__OPNPDE20090104_214355_000056292075_00186_35811_8232.N1	04JAN2009 21:43:55	04JAN2009 23:17:43	0	0	0	0	0
15	SCI_NL__OPNPDE20090104_232431_000056162075_00187_35812_8233.N1	04JAN2009 23:24:31	05JAN2009 00:58:06	0	0	0	0	0

## 0.2 Product Quality Indicators

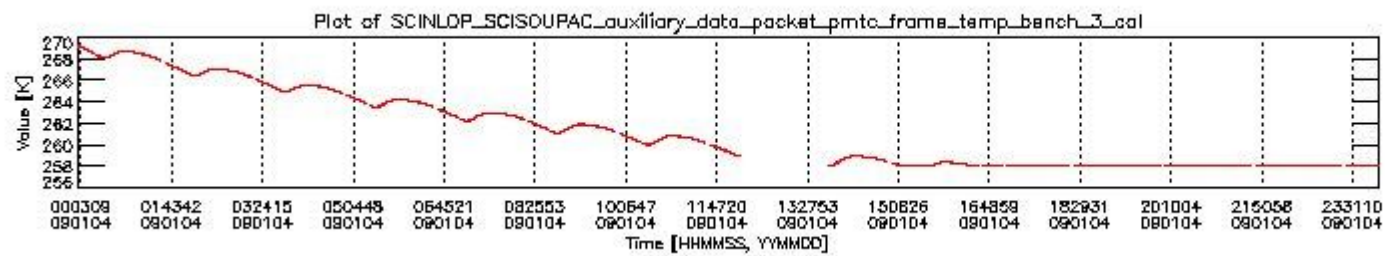
This section shows information about product quality, currently temperatures.



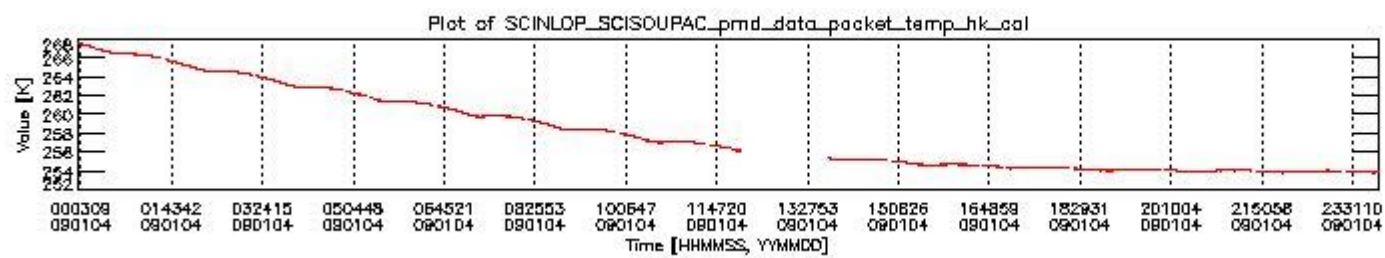
sciamachy\_daily\_report\_level0\_KSPT\_L0\_4303\_N\_20090104\_0.PNG



sciamachy\_daily\_report\_level0\_KSPT\_L0\_4303\_N\_20090104\_1.PNG



sciamachy\_daily\_report\_level0\_KSPT\_L0\_4303\_N\_20090104\_2.PNG



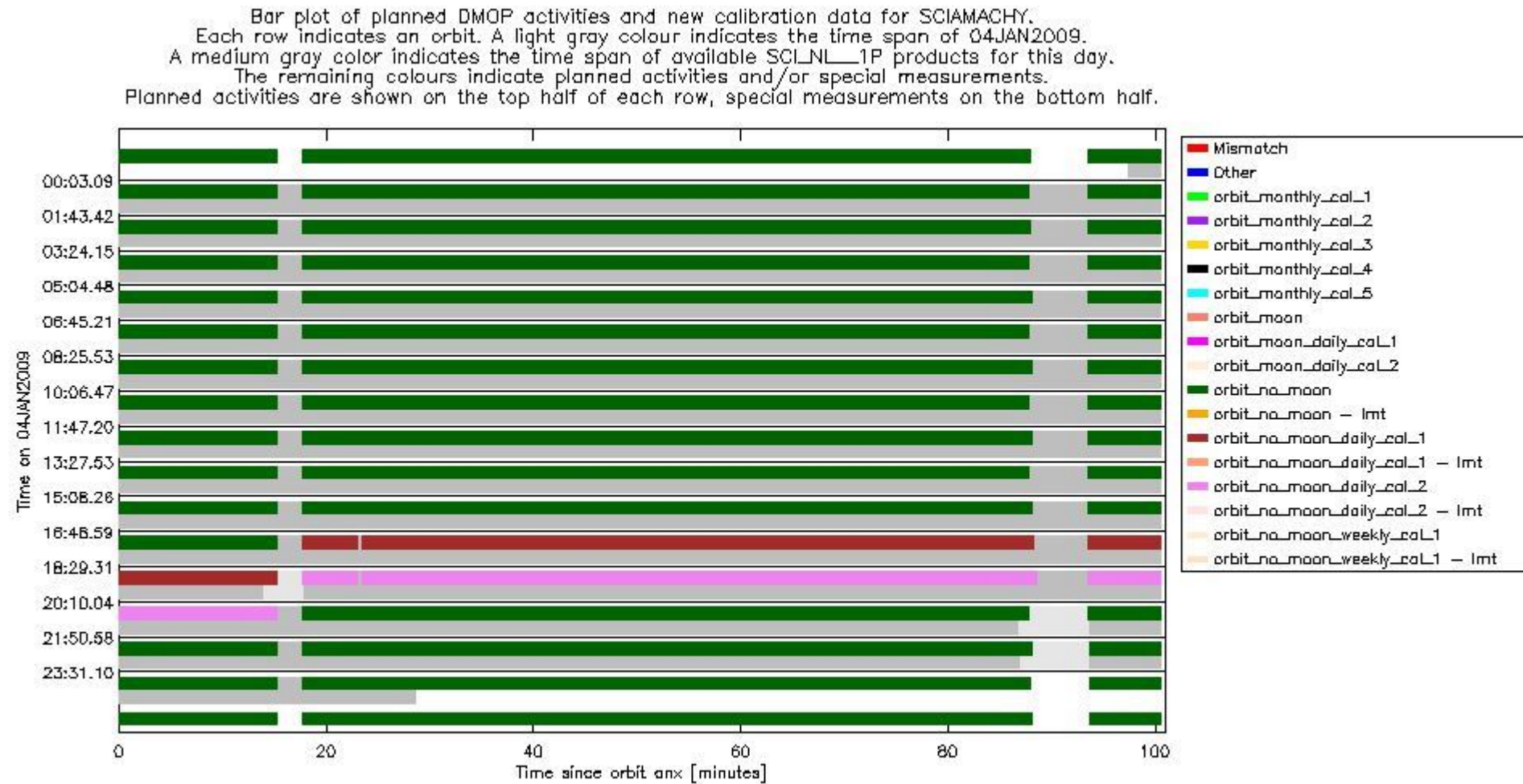
sciamachy\_daily\_report\_level0\_KSPT\_L0\_4303\_N\_20090104\_3.PNG



### 0.3 State monitoring

No instrument tracking information available. This section gives an analysis of the DMOP execution. The execution is monitored by assigning various activities to timeline sequences found in the DMOP file, and by checking where "NEW" datasets are available in SCI\_NL\_\_1P products.

The following plot gives an overview of planned activities and actual state ids in the Level 0 products. The planning is taken from the DMOP files, and interpreted using information from OSDF files.



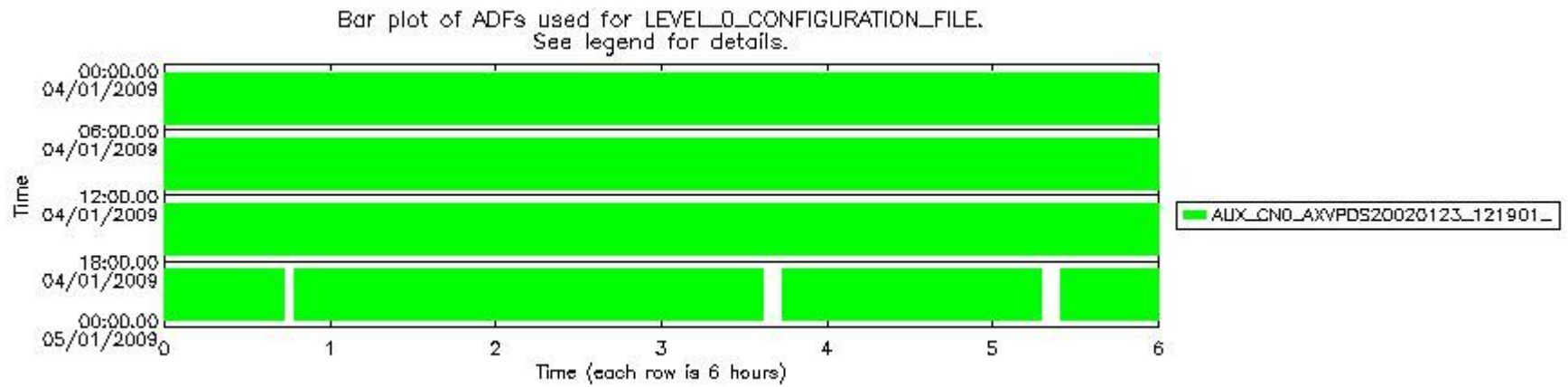
### 0.4 ADF monitoring

This section shows the (variation in) ADFs used for each of the products. It consists of:

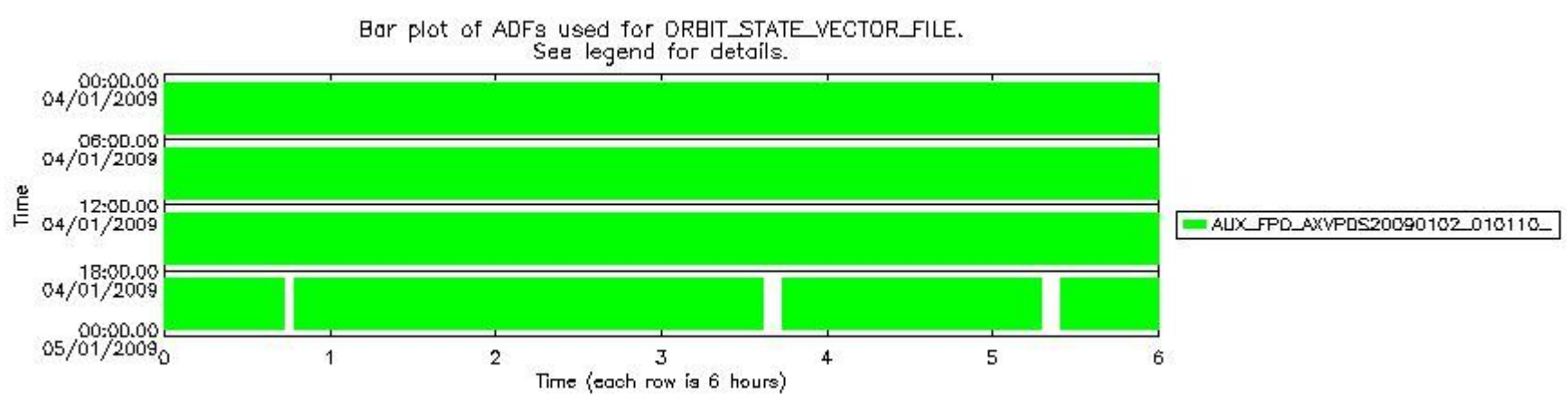
- A table showing which ADFs were used for processing (red values indicate that multiple ADFs of the same type were used)
- Various time line plots, one for each ADF, which show when which ADF was used.

If multiple ADFs of a single type were used, these are marked **red** in the table.

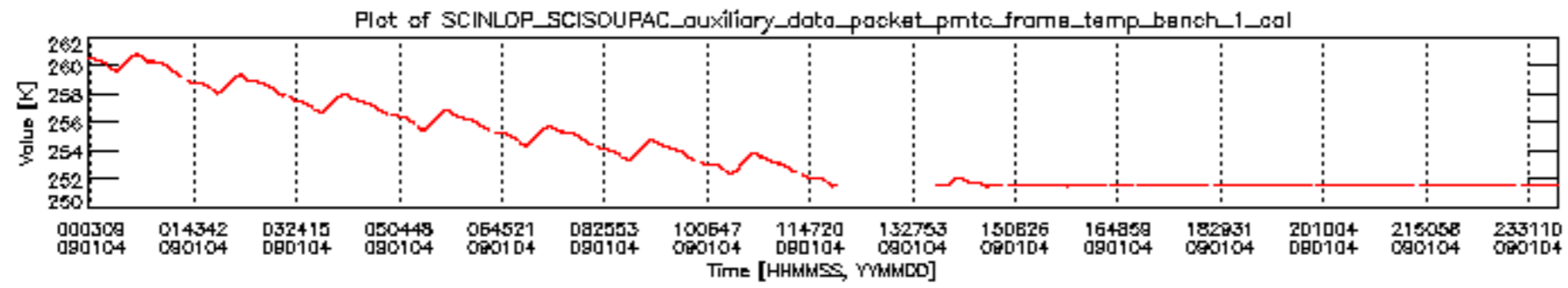
Number	ADF
	<b>CNO (LEVEL_0_CONFIGURATION_FILE)</b>
0	AUX_CNO_AXVPDS20020123_121901_20020101_000000_20200101_000000
	<b>FPO (ORBIT_STATE_VECTOR_FILE)</b>
1	AUX_FPO_AXVPDS20090102_010110_20090101_182354_20090111_213043

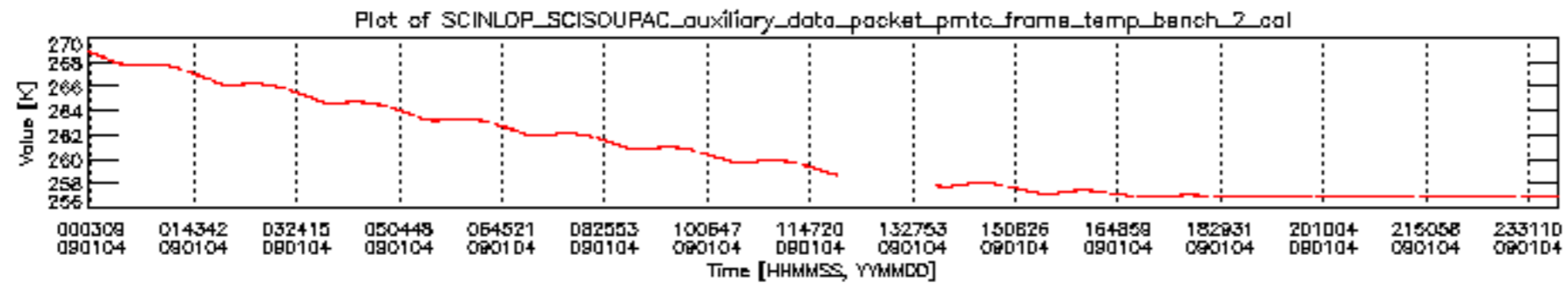


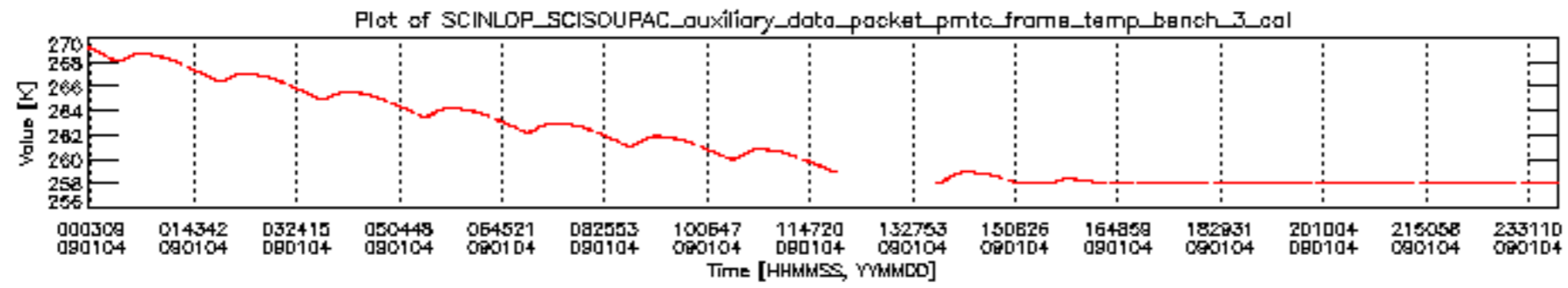
sciamachy\_daily\_report\_level0\_KSPT\_L0\_4303\_N\_20090104\_6.PNG



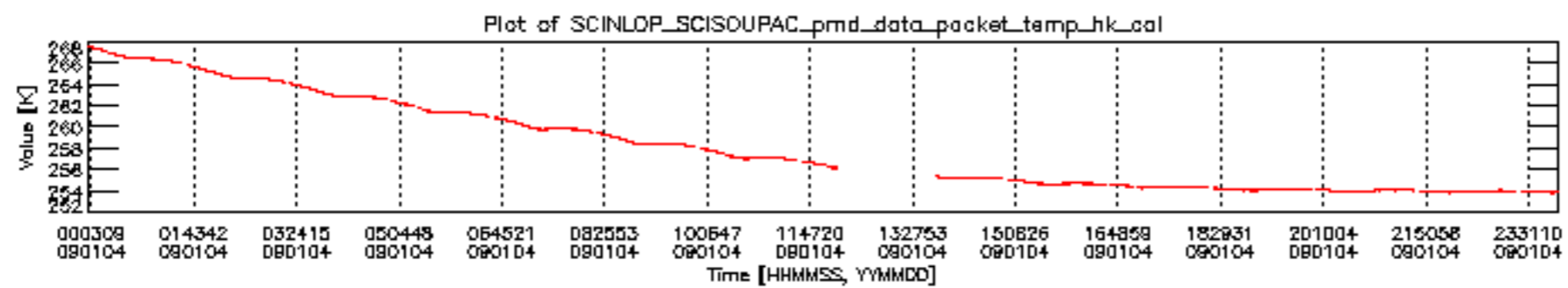
sciamachy\_daily\_report\_level0\_KSPT\_L0\_4303\_N\_20090104\_7.PNG

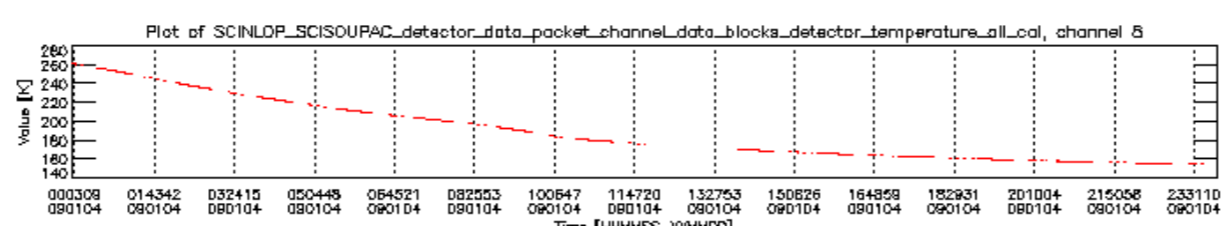
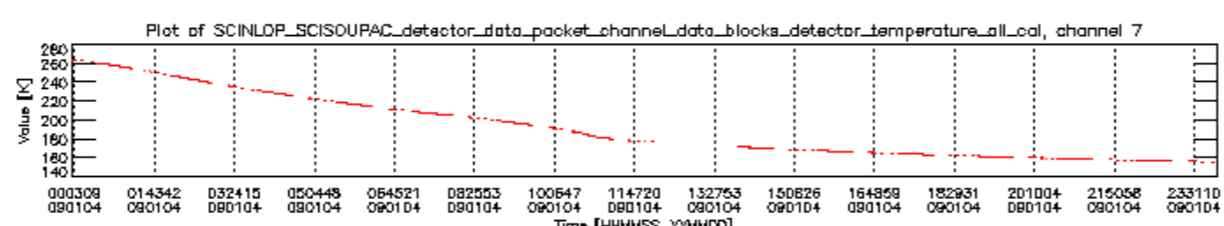
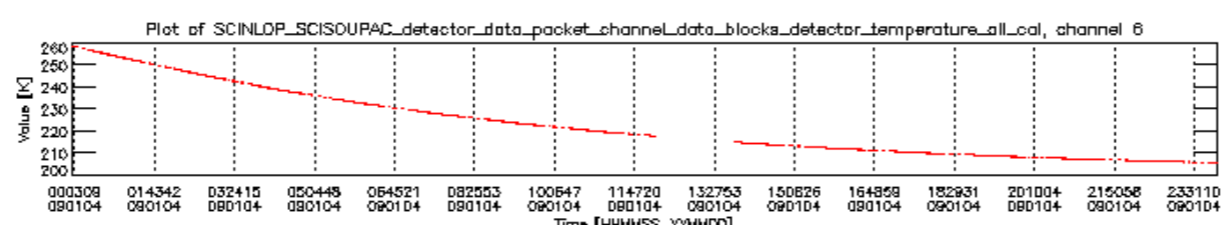
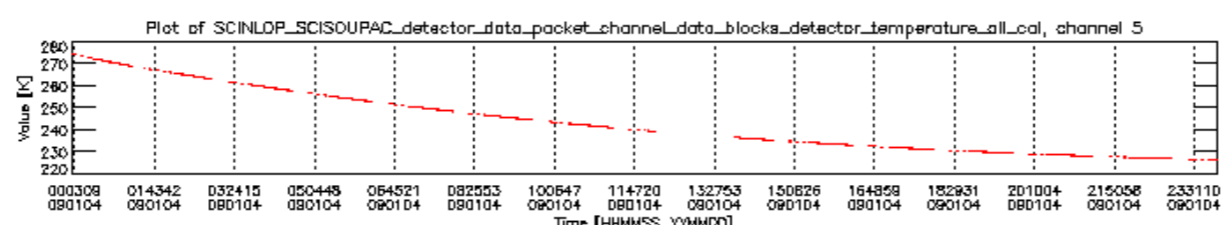
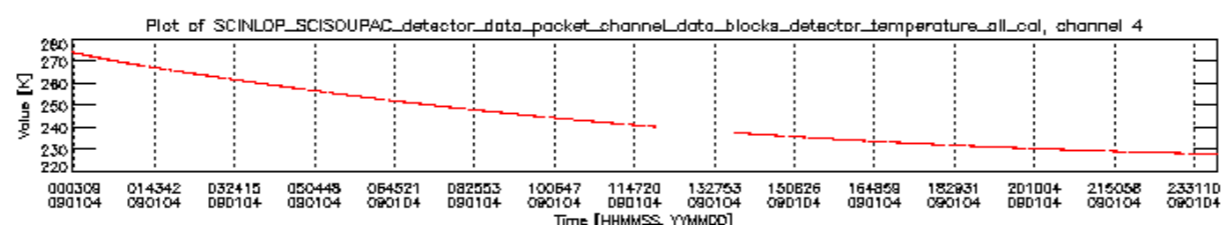
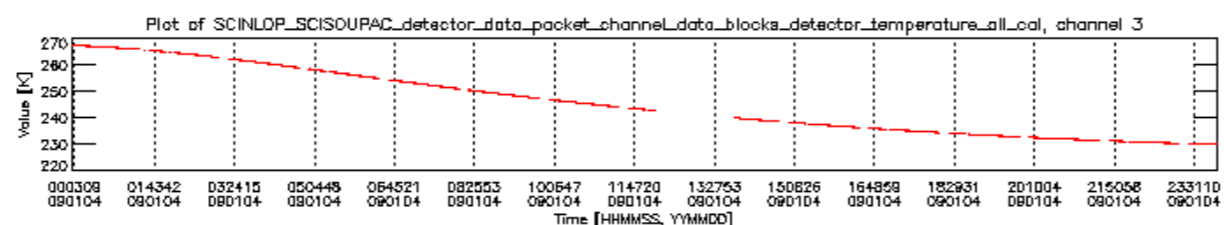
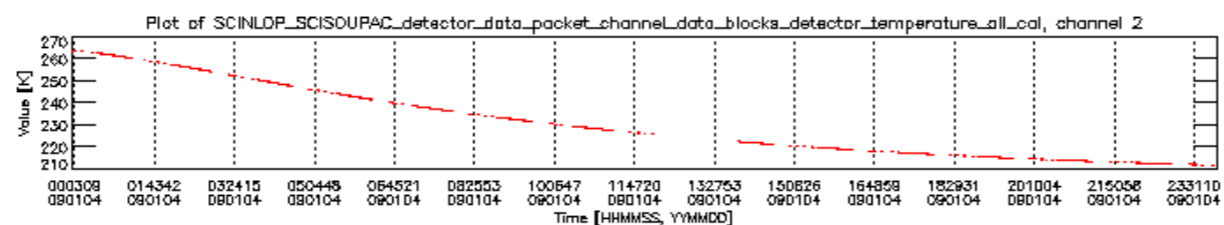
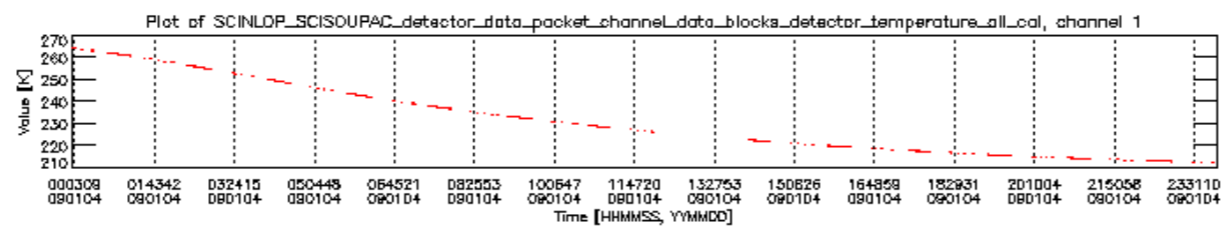












Bar plot of planned DMOP activities and new calibration data for SCIAMACHY.  
 Each row indicates an orbit. A light gray colour indicates the time span of 04JAN2009.  
 A medium gray color indicates the time span of available SCI\_NL\_1P products for this day.  
 The remaining colours indicate planned activities and/or special measurements.  
 Planned activities are shown on the top half of each row, special measurements on the bottom half.

