

0. SCIAMACHY Daily Report for level 0 products

[0.1 General Info](#)

[0.2 Product Quality Indicators](#)

[0.3 State monitoring](#)

[0.4 ADF monitoring](#)

0.1 General Info

This report contains a daily analysis on parameters extracted from SCIAMACHY level 0 data (The SCI_NL__0P product).

0.1.1 Report summary

The table below shows general characteristics of the data that are included into this report.

Item	Value
Report version	v1.3 20060731
Time of report generation	06NOV2008 08:53:11
Data source version	KSPT_L0/4303-N
Processing scope for products	04NOV2008 00:00:00 to 05NOV2008 00:00:00
Start time of first product within scope	03NOV2008 22:29:54
Stop time of last product within scope	04NOV2008 23:33:11
Total number of level 0 products	16
Number of level 0 products with errors	0

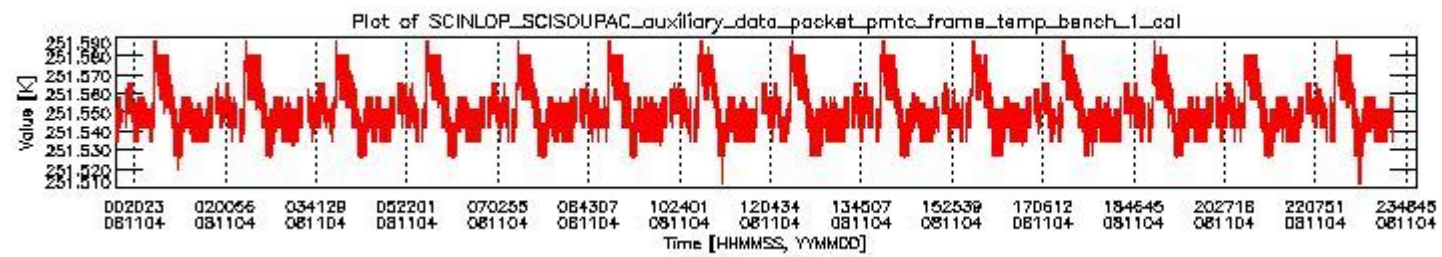
0.1.2 Summary per product

The following table shows a summary for each product used in this report.

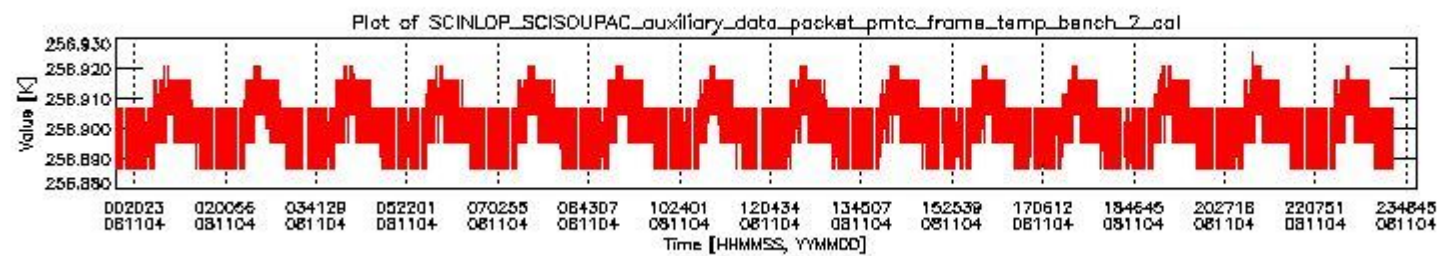
#	Product name	Start time	Stop time	Prod err	ISP err sign	ISP miss sign	ISP disc sign	rs sign
0	SCI_NL__OPNPDE20081103_222954_000056892073_00301_34924_7834.N1	03NOV2008 22:29:54	04NOV2008 00:04:43	0	0	0	0	0
1	SCI_NL__OPNPDE20081104_001030_000056762073_00302_34925_7835.N1	04NOV2008 00:10:30	04NOV2008 01:45:06	0	0	0	0	0
2	SCI_NL__OPNPDE20081104_015106_000044372073_00303_34926_7836.N1	04NOV2008 01:51:06	04NOV2008 03:05:03	0	0	0	0	0
3	SCI_NL__OPNPDE20081104_030503_000058432073_00304_34927_7837.N1	04NOV2008 03:05:03	04NOV2008 04:42:27	0	0	0	0	0
4	SCI_NL__OPNPDE20081104_044227_000060492073_00305_34928_7838.N1	04NOV2008 04:42:27	04NOV2008 06:23:16	0	0	0	0	0
5	SCI_NL__OPNPDK20081104_062207_000041012073_00306_34929_9841.N1	04NOV2008 06:22:07	04NOV2008 07:30:28	0	0	0	0	0
6	SCI_NL__OPNPDK20081104_073028_000061052073_00307_34930_9842.N1	04NOV2008 07:30:28	04NOV2008 09:12:13	0	0	0	0	0
7	SCI_NL__OPNPDK20081104_091117_000060242073_00308_34931_9843.N1	04NOV2008 09:11:17	04NOV2008 10:51:41	0	0	0	0	0
8	SCI_NL__OPNPDK20081104_105045_000059122073_00309_34932_9844.N1	04NOV2008 10:50:45	04NOV2008 12:29:17	0	0	0	0	0
9	SCI_NL__OPNPDK20081104_122821_000060922073_00310_34933_9845.N1	04NOV2008 12:28:21	04NOV2008 14:09:53	0	0	0	0	0
10	SCI_NL__OPNPDK20081104_140857_000059252073_00311_34934_9846.N1	04NOV2008 14:08:57	04NOV2008 15:47:42	0	0	0	0	0
11	SCI_NL__OPNPDK20081104_154524_000060362073_00312_34935_9847.N1	04NOV2008 15:45:24	04NOV2008 17:26:00	0	0	0	0	0
12	SCI_NL__OPNPDK20081104_172504_000058692073_00313_34936_9848.N1	04NOV2008 17:25:04	04NOV2008 19:02:52	0	0	0	0	0
13	SCI_NL__OPNPDK20081104_190252_000057782073_00314_34937_9849.N1	04NOV2008 19:02:52	04NOV2008 20:39:10	0	0	0	0	0
14	SCI_NL__OPNPDE20081104_204329_000041332073_00315_34938_7839.N1	04NOV2008 20:43:29	04NOV2008 21:52:22	0	0	0	0	0
15	SCI_NL__OPNPDE20081104_215822_000056892073_00315_34938_7840.N1	04NOV2008 21:58:22	04NOV2008 23:33:11	0	0	0	0	0

0.2 Product Quality Indicators

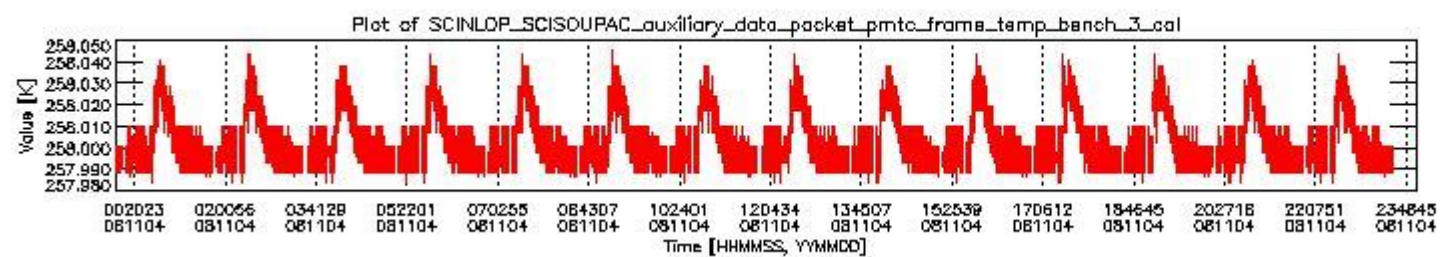
This section shows information about product quality, currently temperatures.



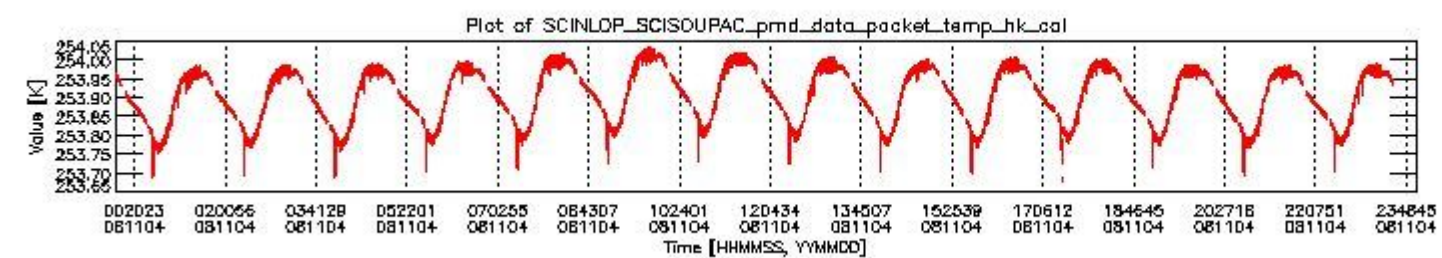
sciamachy_daily_report_level0_KSPT_L0_4303_N_20081104_0.PNG



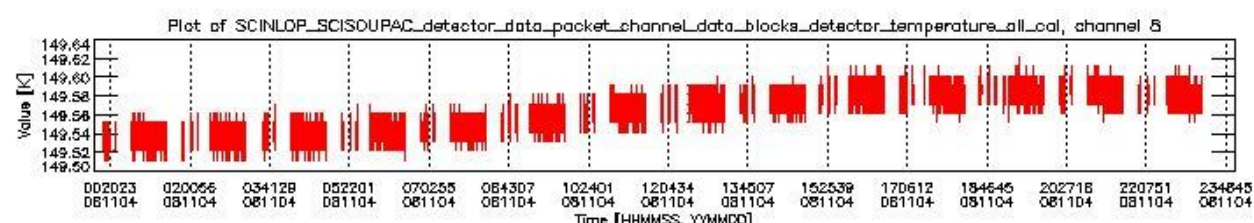
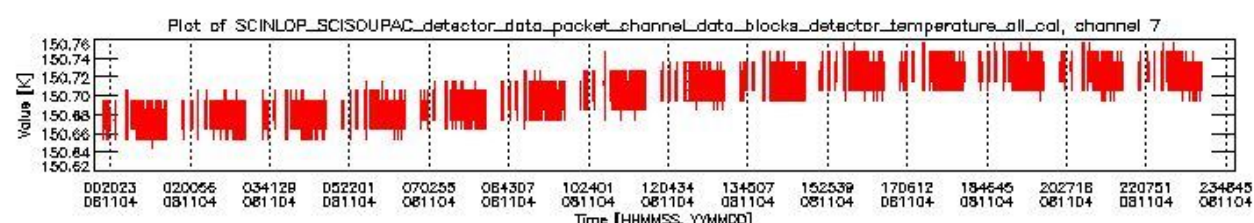
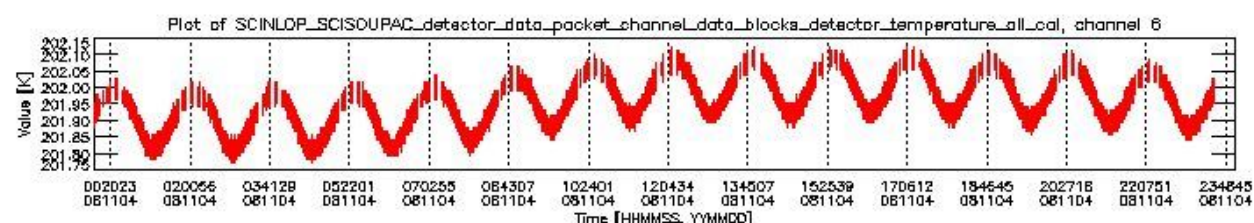
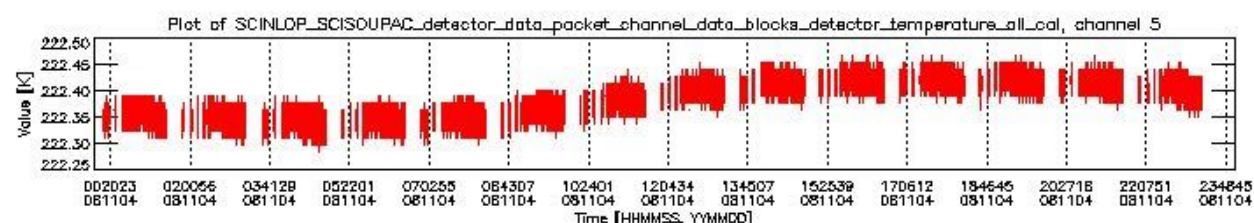
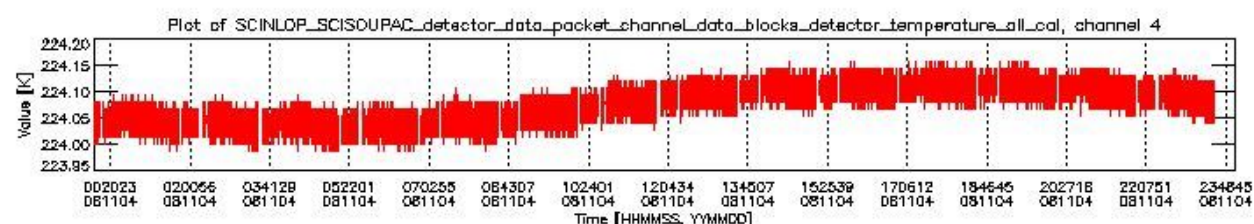
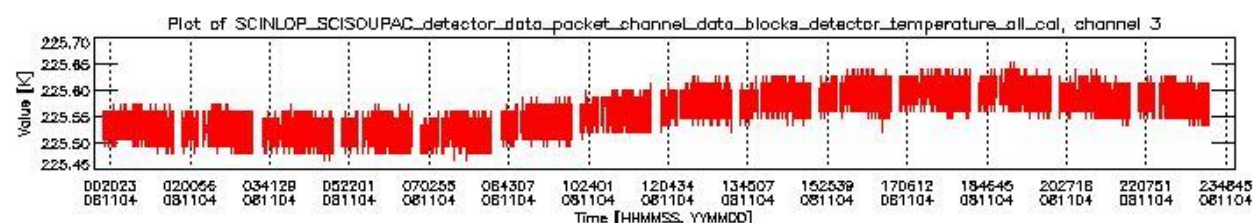
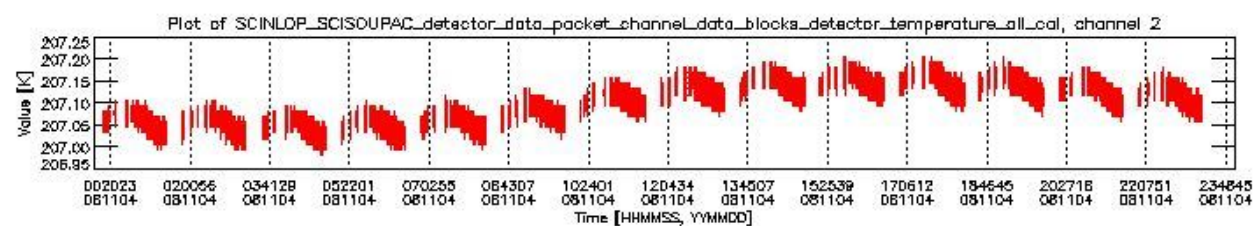
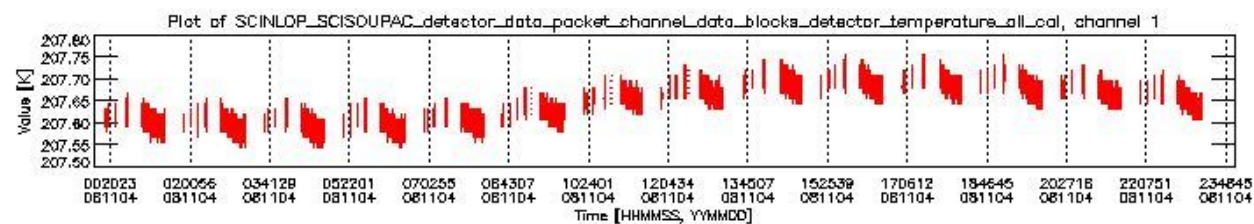
sciamachy_daily_report_level0_KSPT_L0_4303_N_20081104_1.PNG



sciamachy_daily_report_level0_KSPT_L0_4303_N_20081104_2.PNG



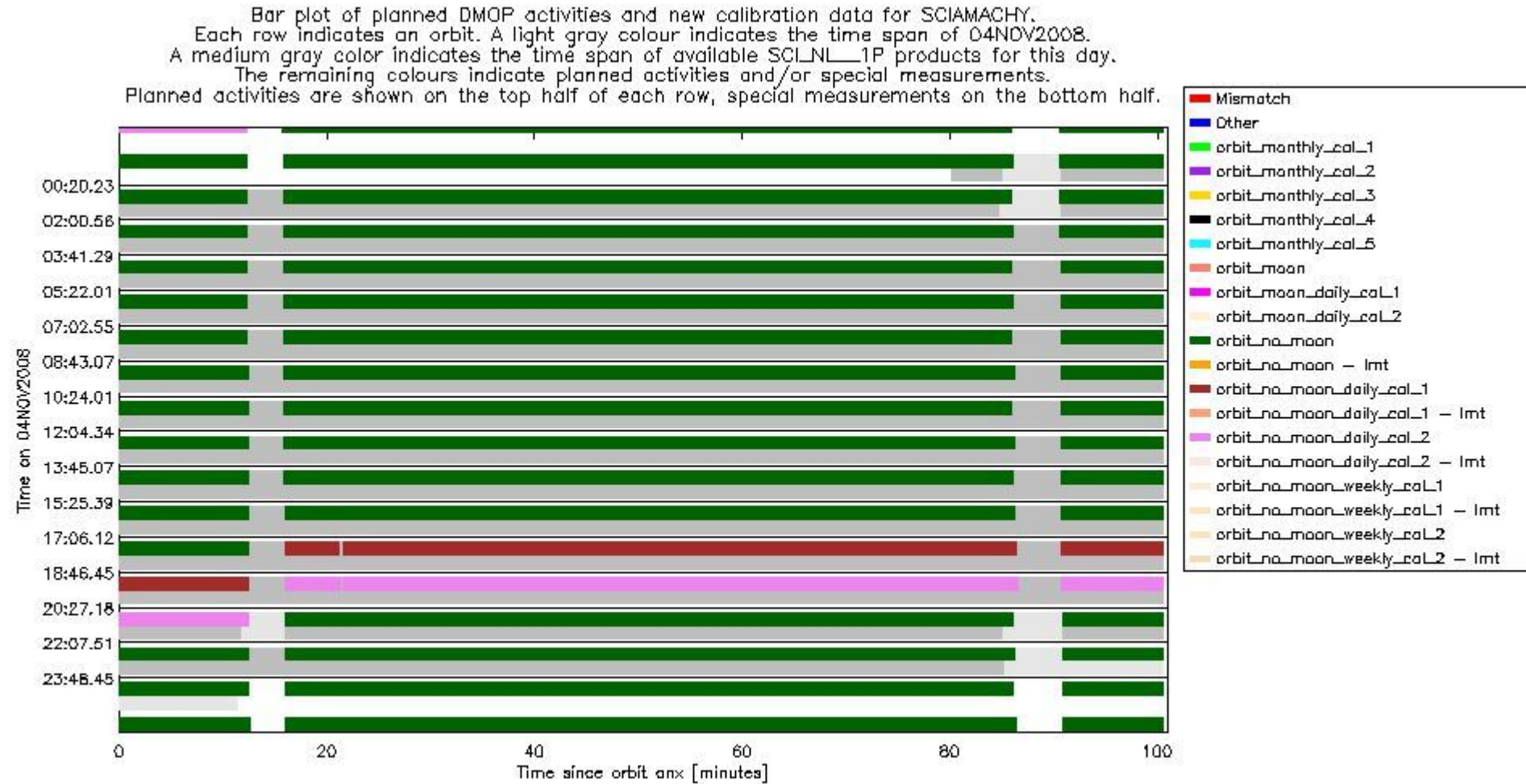
sciamachy_daily_report_level0_KSPT_L0_4303_N_20081104_3.PNG



0.3 State monitoring

No instrument tracking information available. This section gives an analysis of the DMOP execution. The execution is monitored by assigning various activities to timeline sequences found in the DMOP file, and by checking where "NEW" datasets are available in SCI_NL__1P products.

The following plot gives an overview of planned activities and actual state ids in the Level 0 products. The planning is taken from the DMOP files, and interpreted using information from OSDF files.



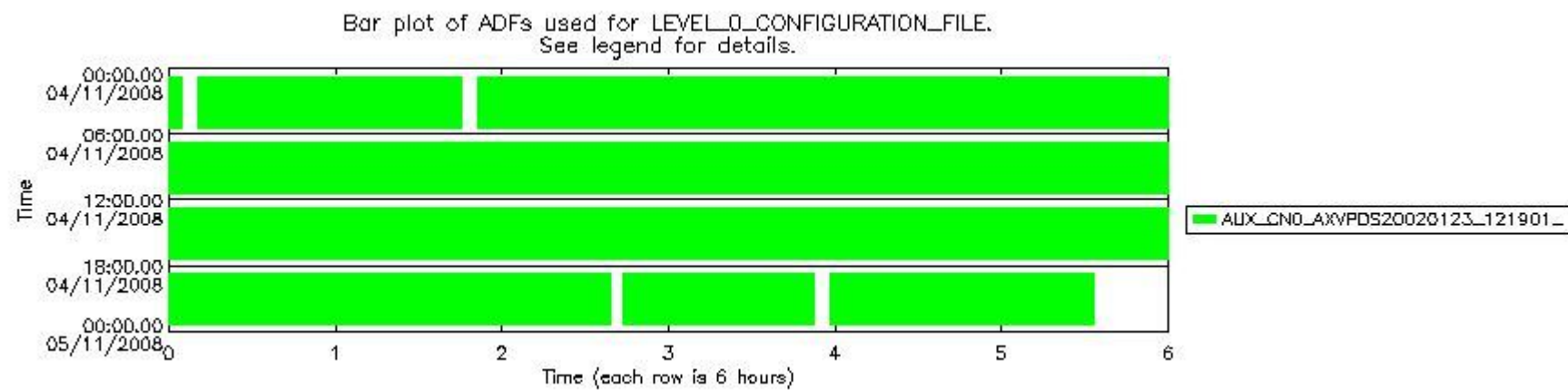
0.4 ADF monitoring

This section shows the (variation in) ADFs used for each of the products. It consists of:

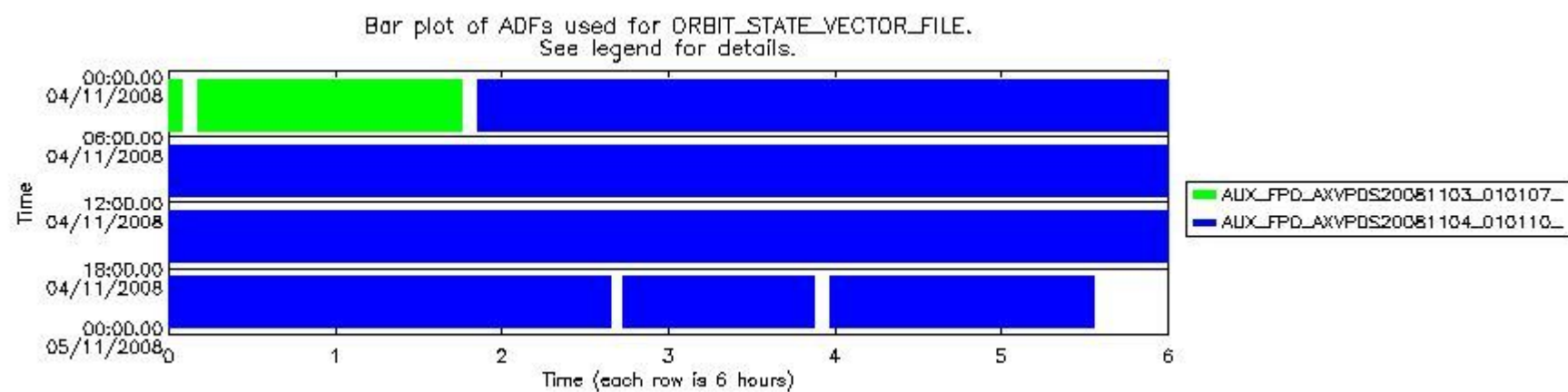
- A table showing which ADFs were used for processing (red values indicate that multiple ADFs of the same type were used)
- Various time line plots, one for each ADF, which show when which ADF was used.

If multiple ADFs of a single type were used, these are marked **red** in the table.

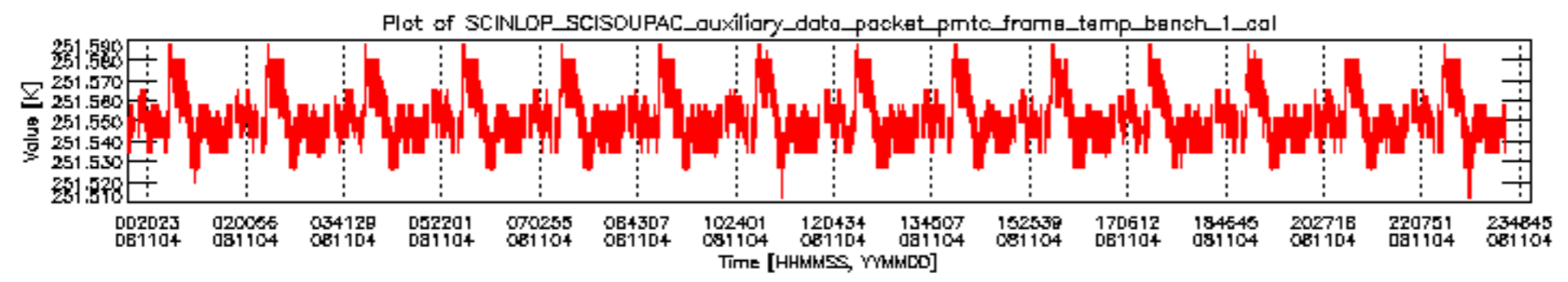
Number	ADF
	CNO (LEVEL_0_CONFIGURATION_FILE)
0	AUX_CNO_AXVPDS20020123_121901_20020101_000000_20200101_000000
	FPO (ORBIT_STATE_VECTOR_FILE)
1	AUX_FPO_AXVPDS20081103_010107_20081102_195008_20081112_211620
2	AUX_FPO_AXVPDS20081104_010110_20081103_191831_20081113_204443

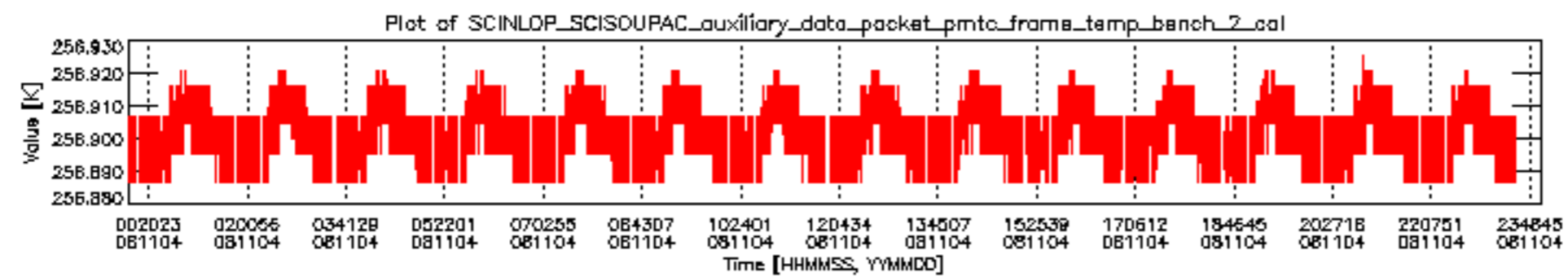


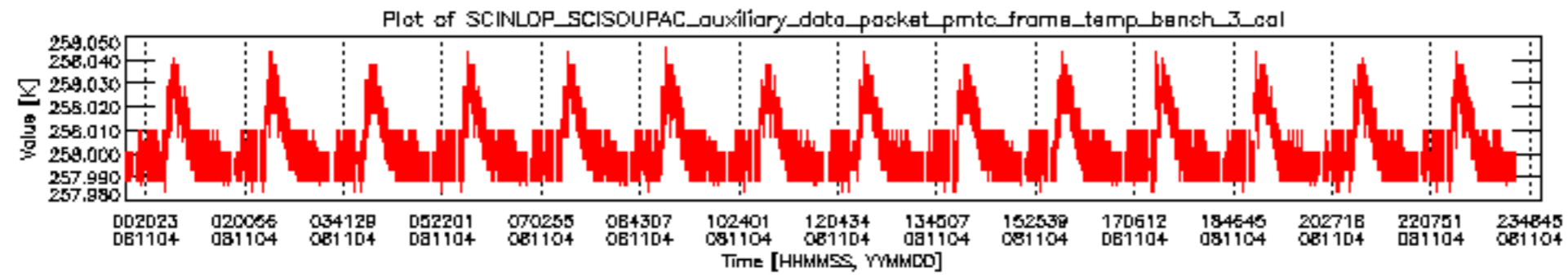
sciamachy_daily_report_level0_KSPT_L0_4303_N_20081104_6.PNG

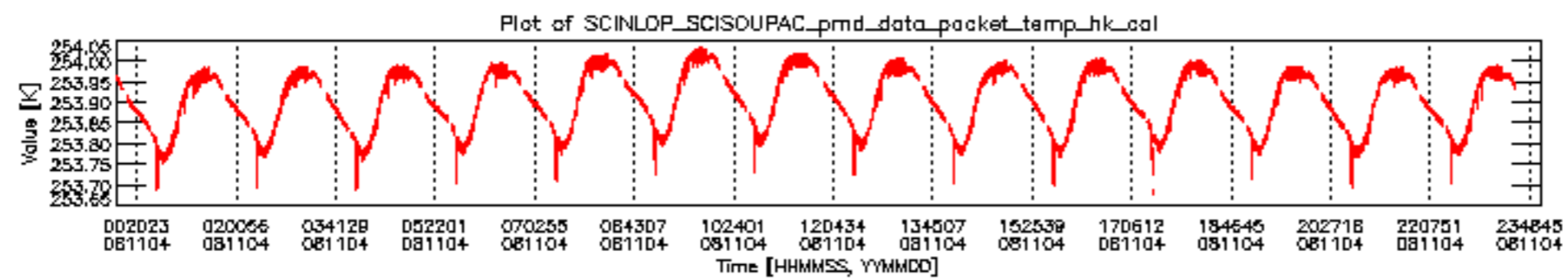


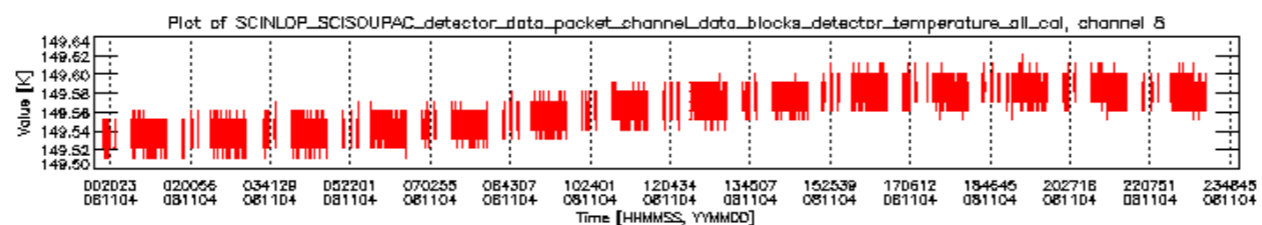
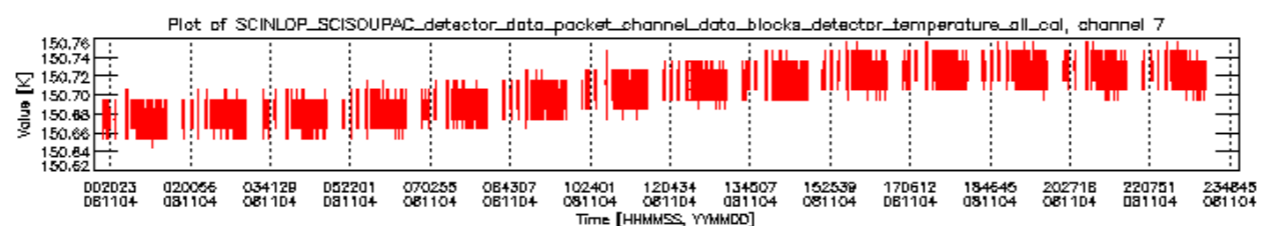
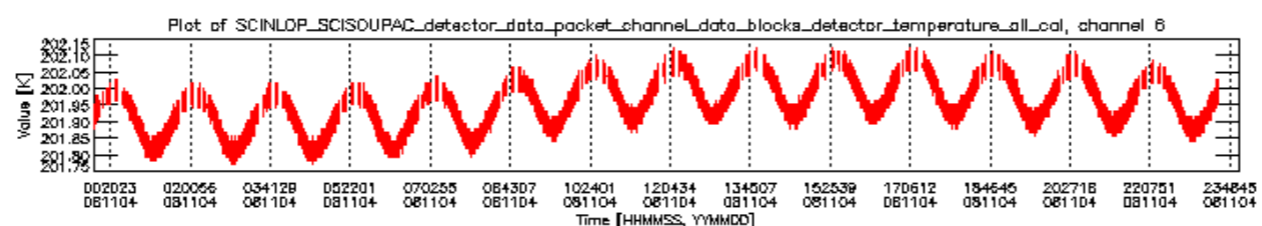
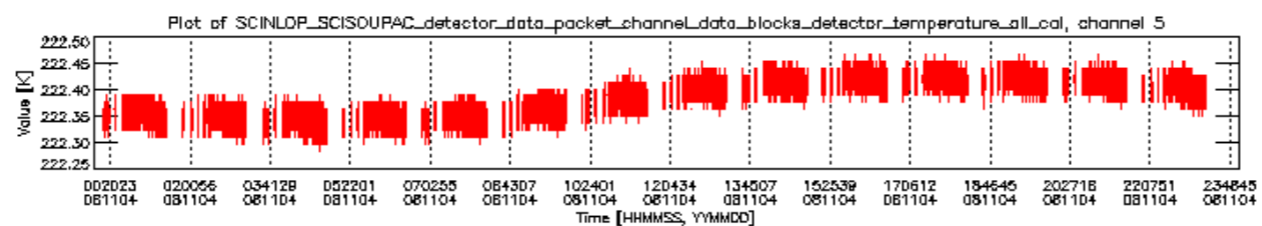
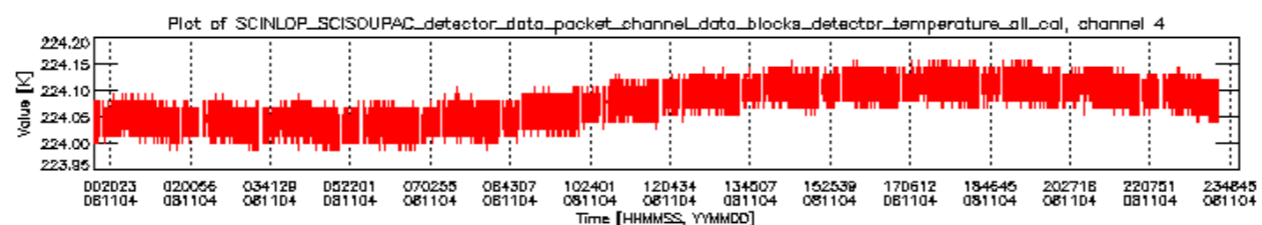
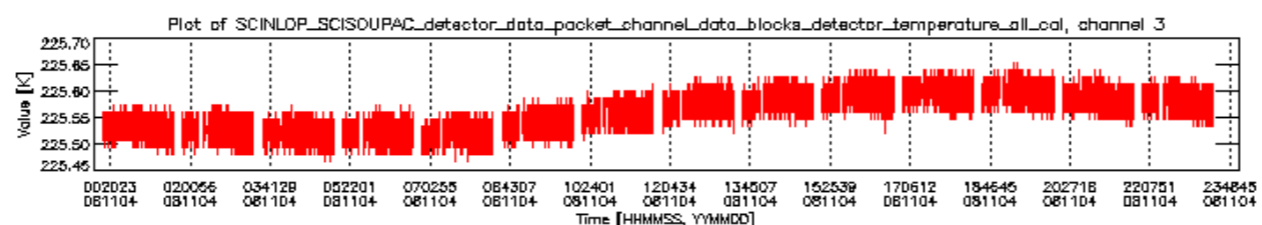
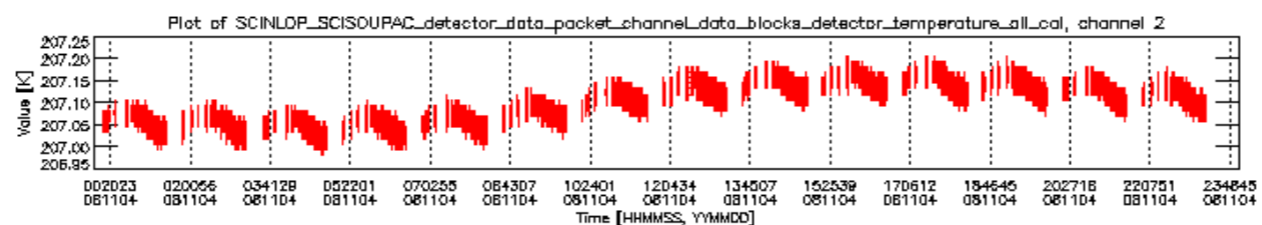
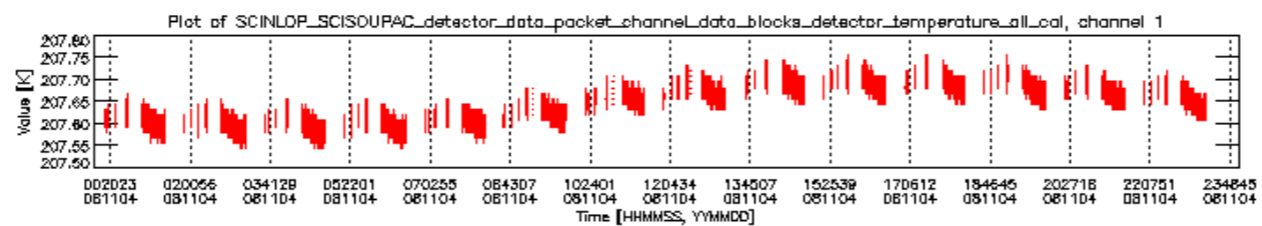
sciamachy_daily_report_level0_KSPT_L0_4303_N_20081104_7.PNG



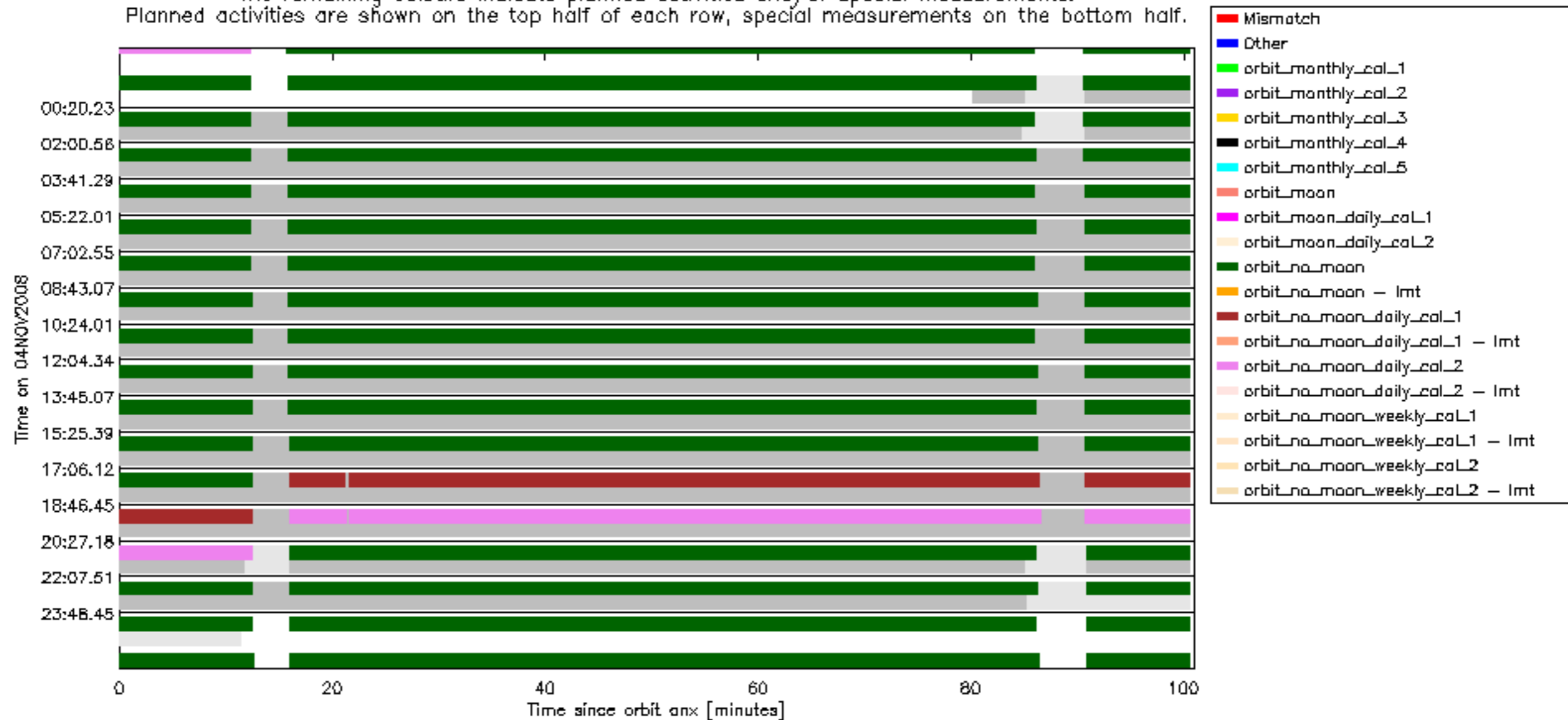


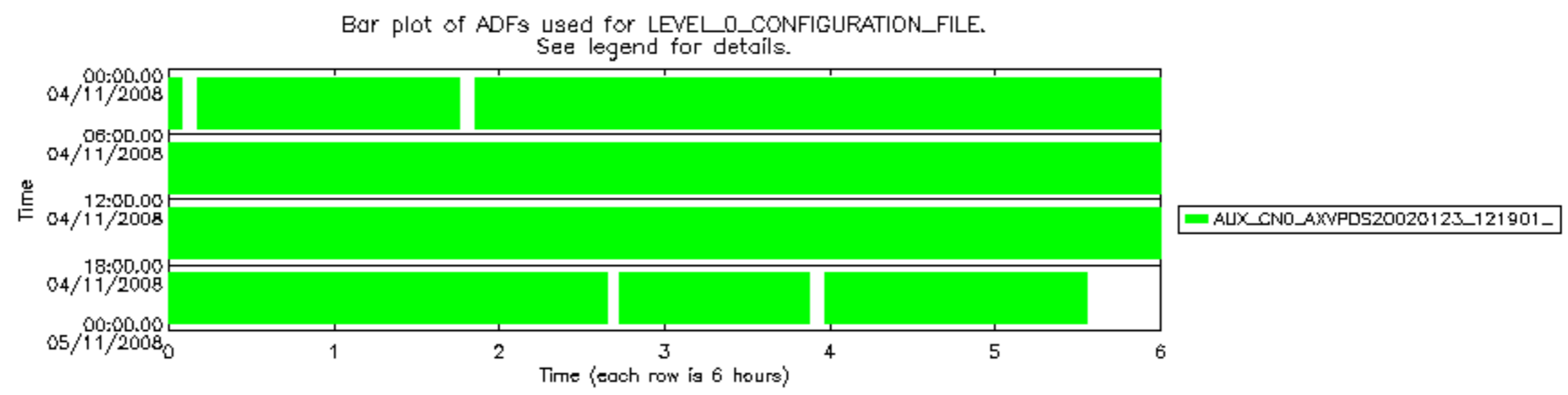






Bar plot of planned DMOP activities and new calibration data for SCIAMACHY.
 Each row indicates an orbit. A light gray colour indicates the time span of 04NOV2008.
 A medium gray color indicates the time span of available SCI_NL_1P products for this day.
 The remaining colours indicate planned activities and/or special measurements.
 Planned activities are shown on the top half of each row, special measurements on the bottom half.





Bar plot of ADFs used for ORBIT_STATE_VECTOR_FILE.
See legend for details.

