

## 0. SCIAMACHY Daily Report for level 0 products

### [0.1 General Info](#)

### [0.2 Product Quality Indicators](#)

### [0.3 State monitoring](#)

### [0.4 ADF monitoring](#)

## 0.1 General Info

This report contains a daily analysis on parameters extracted from SCIAMACHY level 0 data (The SCI\_NL\_\_0P product).

### 0.1.1 Report summary

The table below shows general characteristics of the data that are included into this report.

| Item                                     | Value                                    |
|--|--|
| Report version                           | v1.3 20060731                            |
| Time of report generation                | 22MAY2008 05:25:09                       |
| Data source version                      | KSPT_L0/4303-N                           |
| Processing scope for products            | 18MAY2008 00:00:00 to 19MAY2008 00:00:00 |
| Start time of first product within scope | 17MAY2008 23:09:44                       |
| Stop time of last product within scope   | 19MAY2008 00:19:14                       |
| Total number of level 0 products         | 16                                       |
| Number of level 0 products with errors   | 0  |

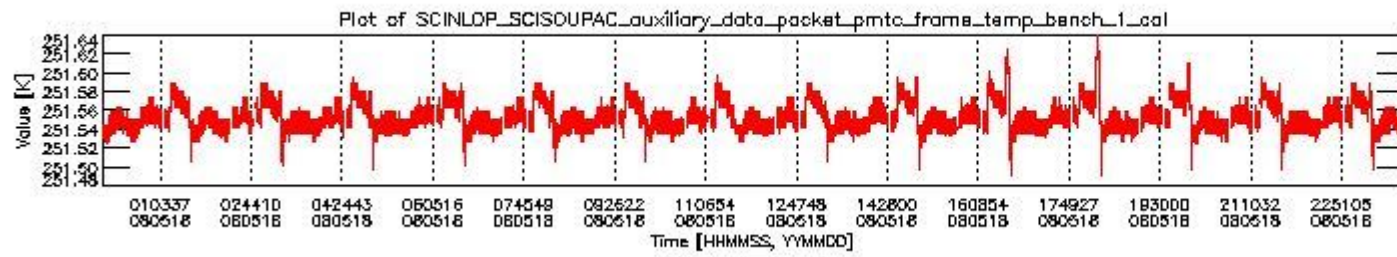
### 0.1.2 Summary per product

The following table shows a summary for each product used in this report.

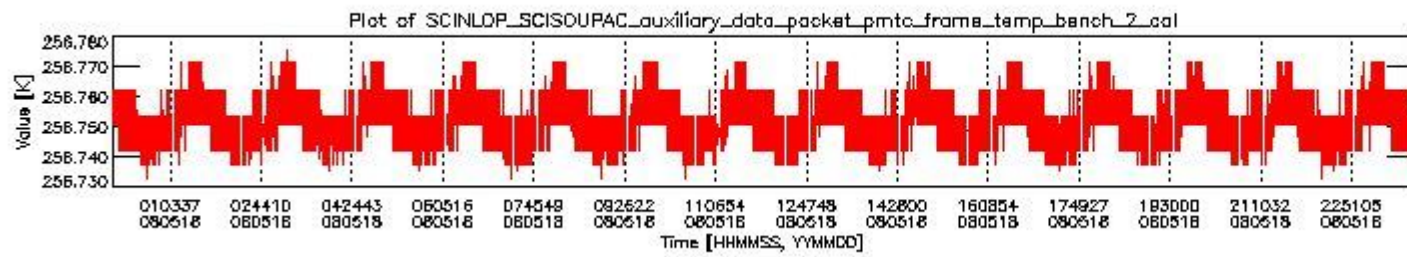
| #  | Product name   | Start time         | Stop time          | Prod err | ISP err sign | ISP miss sign | ISP disc sign | rs sign |
|----|--|--------------------|--------------------|----------|--------------|---------------|---------------|---------|
| 0  | SCI_NL__OPNPDE20080517_230944_000060722068_00373_32491_6704.N1 | 17MAY2008 23:09:44 | 18MAY2008 00:50:55 | 0        | 0            | 0             | 0             | 0       |
| 1  | SCI_NL__OPNPDE20080518_005022_000045572068_00374_32492_6705.N1 | 18MAY2008 00:50:22 | 18MAY2008 02:06:19 | 0        | 0            | 0             | 0             | 0       |
| 2  | SCI_NL__OPNPDE20080518_020619_000058512068_00375_32493_6706.N1 | 18MAY2008 02:06:19 | 18MAY2008 03:43:50 | 0        | 0            | 0             | 0             | 0       |
| 3  | SCI_NL__OPNPDE20080518_034648_000058582068_00376_32494_6707.N1 | 18MAY2008 03:46:48 | 18MAY2008 05:24:26 | 0        | 0            | 0             | 0             | 0       |
| 4  | SCI_NL__OPNPDE20080518_052716_000058662068_00377_32495_6708.N1 | 18MAY2008 05:27:16 | 18MAY2008 07:05:02 | 0        | 0            | 0             | 0             | 0       |
| 5  | SCI_NL__OPNPDK20080518_070745_000039382068_00378_32496_8244.N1 | 18MAY2008 07:07:45 | 18MAY2008 08:13:22 | 0        | 0            | 0             | 0             | 0       |
| 6  | SCI_NL__OPNPDK20080518_081322_000061042068_00379_32497_8245.N1 | 18MAY2008 08:13:22 | 18MAY2008 09:55:07 | 0        | 0            | 0             | 0             | 0       |
| 7  | SCI_NL__OPNPDK20080518_095358_000059802068_00380_32498_8246.N1 | 18MAY2008 09:53:58 | 18MAY2008 11:33:38 | 0        | 0            | 0             | 0             | 0       |
| 8  | SCI_NL__OPNPDK20080518_113338_000060362068_00381_32499_8247.N1 | 18MAY2008 11:33:38 | 18MAY2008 13:14:13 | 0        | 0            | 0             | 0             | 0       |
| 9  | SCI_NL__OPNPDK20080518_131305_000059112068_00382_32500_8248.N1 | 18MAY2008 13:13:05 | 18MAY2008 14:51:36 | 0        | 0            | 0             | 0             | 0       |
| 10 | SCI_NL__OPNPDK20080518_145136_000059112068_00383_32501_8249.N1 | 18MAY2008 14:51:36 | 18MAY2008 16:30:07 | 0        | 0            | 0             | 0             | 0       |
| 11 | SCI_NL__OPNPDK20080518_163007_000059112068_00384_32502_8250.N1 | 18MAY2008 16:30:07 | 18MAY2008 18:08:39 | 0        | 0            | 0             | 0             | 0       |
| 12 | SCI_NL__OPNPDK20080518_180743_000058582068_00385_32503_8251.N1 | 18MAY2008 18:07:43 | 18MAY2008 19:45:21 | 0        | 0            | 0             | 0             | 0       |
| 13 | SCI_NL__OPNPDE20080518_194329_000042662068_00386_32504_6709.N1 | 18MAY2008 19:43:29 | 18MAY2008 20:54:35 | 0        | 0            | 0             | 0             | 0       |
| 14 | SCI_NL__OPNPDE20080518_205315_000064642068_00386_32504_6710.N1 | 18MAY2008 20:53:15 | 18MAY2008 22:40:58 | 0        | 0            | 0             | 0             | 0       |
| 15 | SCI_NL__OPNPDE20080518_223931_000059842068_00387_32505_6711.N1 | 18MAY2008 22:39:31 | 19MAY2008 00:19:14 | 0        | 0            | 0             | 0             | 0       |

## 0.2 Product Quality Indicators

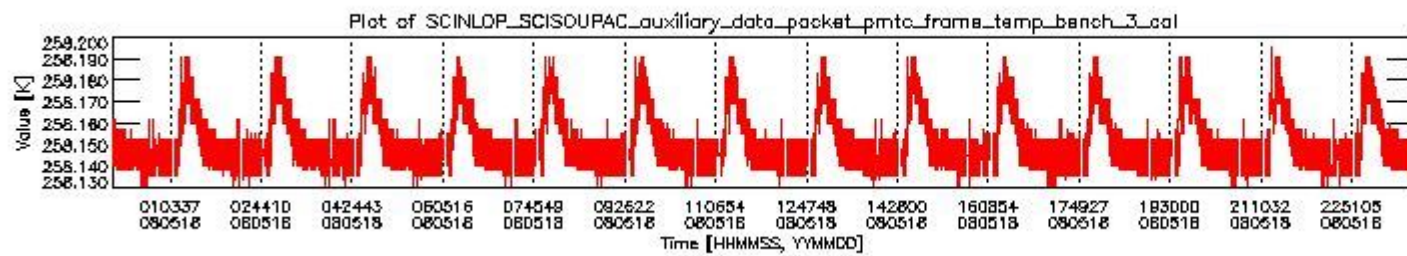
This section shows information about product quality, currently temperatures.



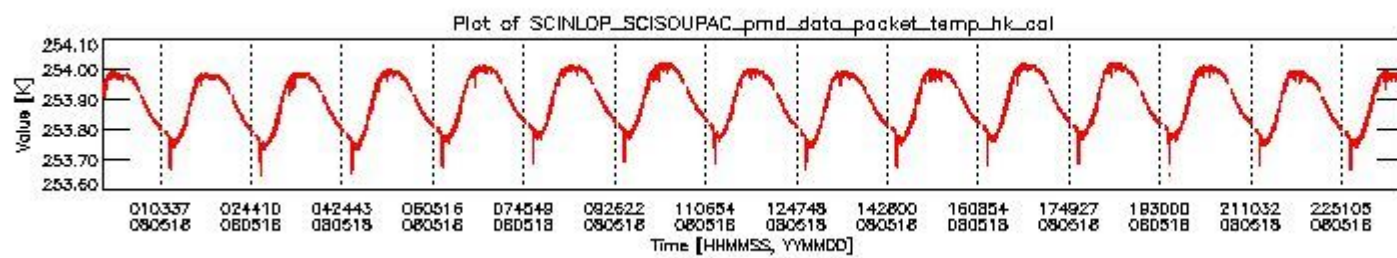
sciamachy\_daily\_report\_level0\_KSPT\_L0\_4303\_N\_20080518\_0.PNG



sciamachy\_daily\_report\_level0\_KSPT\_L0\_4303\_N\_20080518\_1.PNG

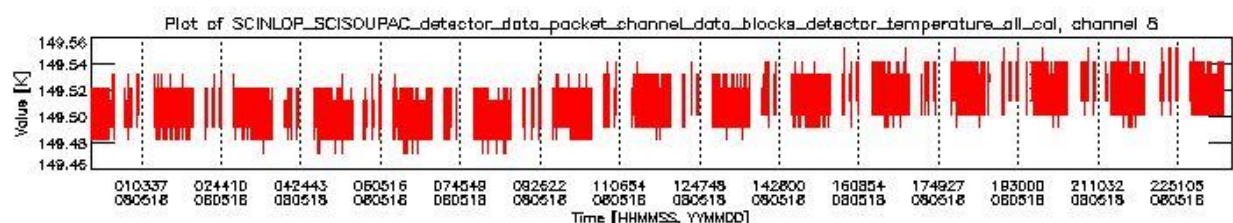
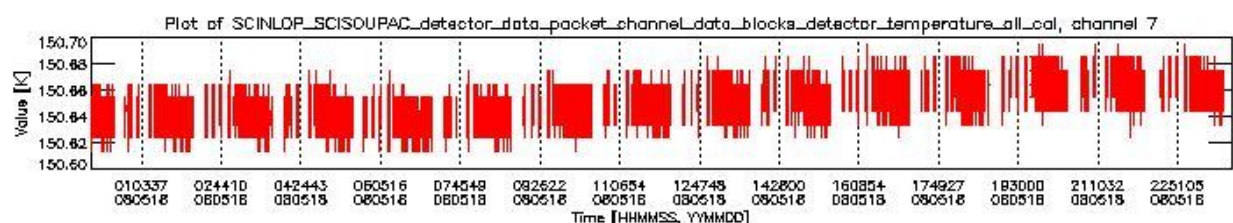
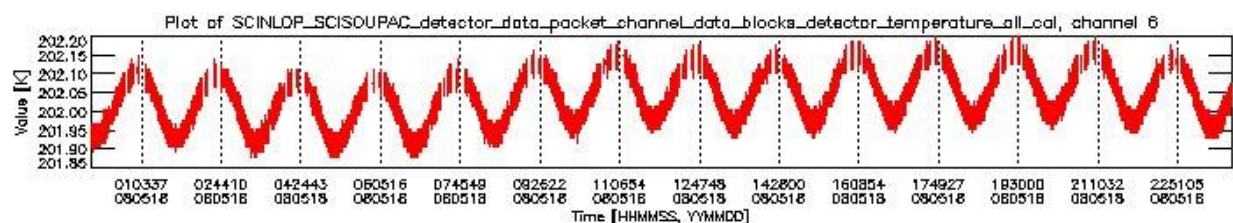
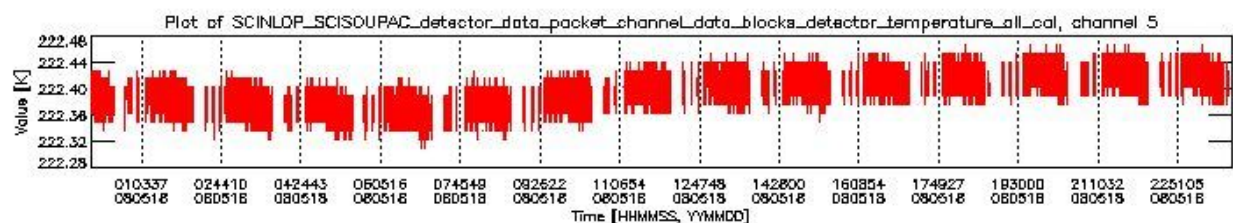
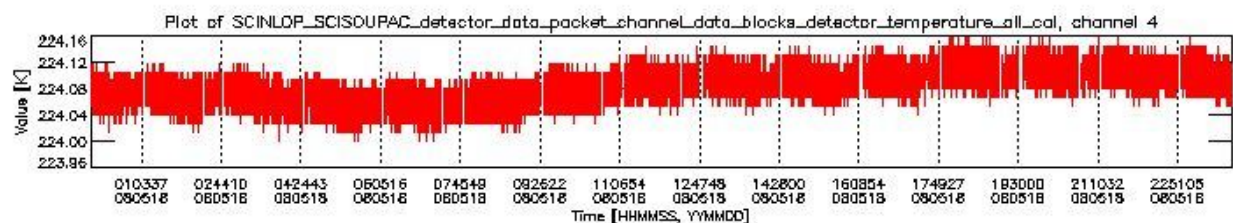
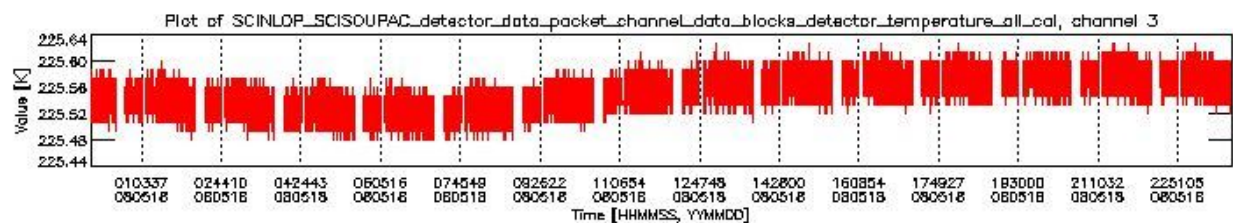
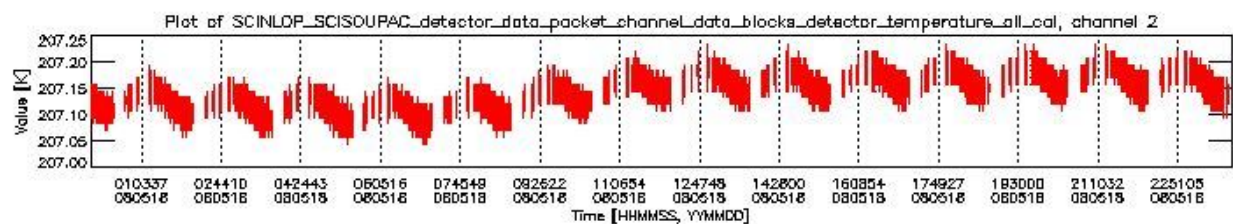
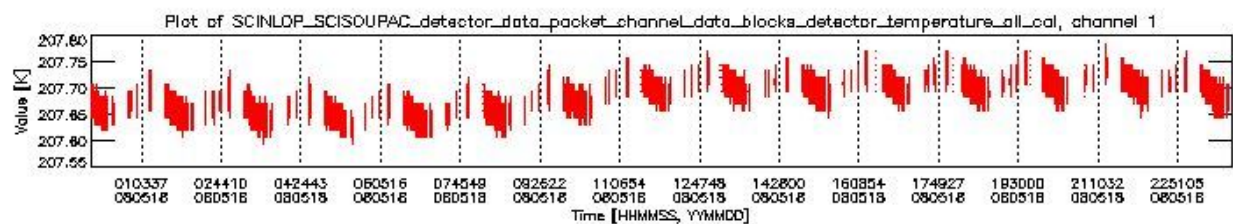


sciamachy\_daily\_report\_level0\_KSPT\_L0\_4303\_N\_20080518\_2.PNG



sciamachy\_daily\_report\_level0\_KSPT\_L0\_4303\_N\_20080518\_3.PNG



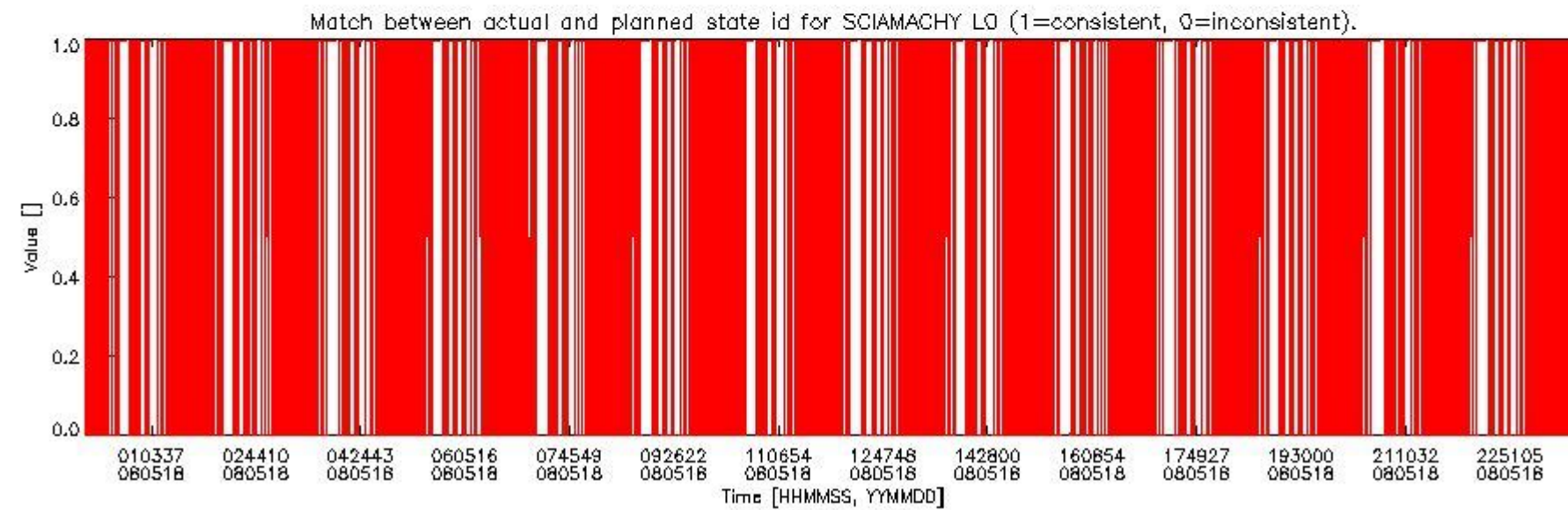
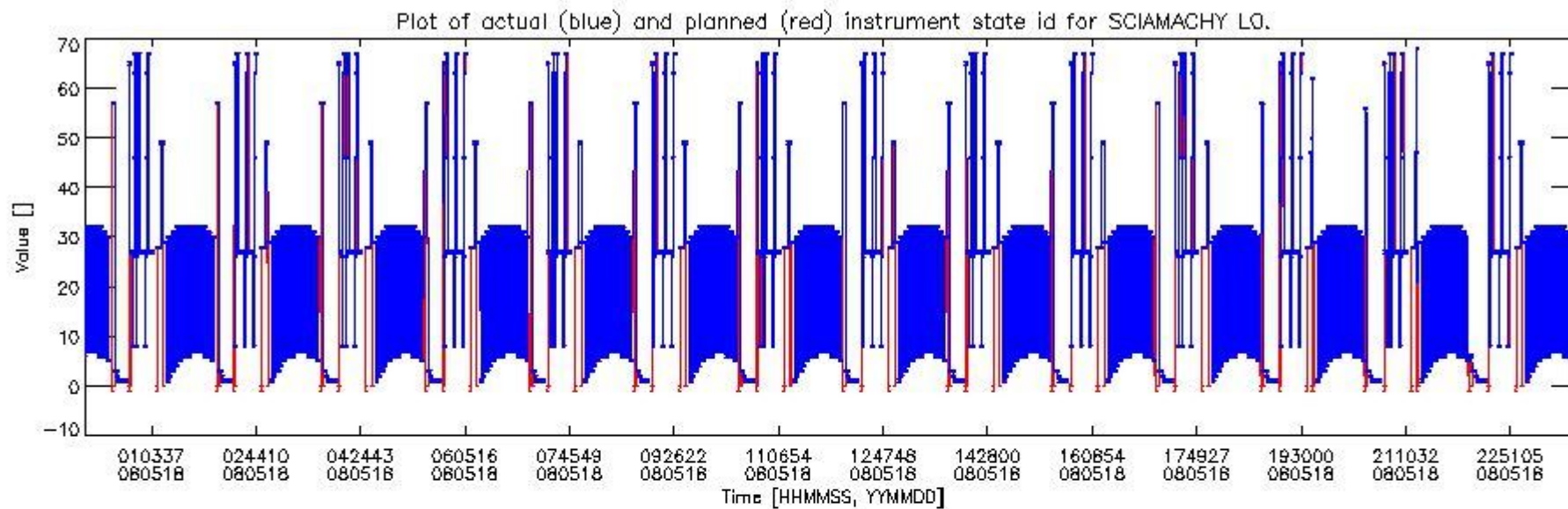


### 0.3 State monitoring

The following section shows a comparison of modelled instrument state (as calculated by the DMOP planning files and using CTI tables to derive state) and the measured state variables from the L0 product (the SCINL0P\_SCISOUPAC\_state\_id variable).

Total number of faults: **34469**

| #   | Actual time               | Actual value | Planned time              | Planned value |
|-----|---------------------------|--------------|---------------------------|---------------|
| 0   | 18MAY2008 00:00:46.519321 | 7            | 18MAY2008 00:00:46.519321 | 32            |
| 1   | 18MAY2008 00:00:46.894334 | 7            | 18MAY2008 00:00:46.894334 | 32            |
| 2   | 18MAY2008 00:00:47.144343 | 7            | 18MAY2008 00:00:47.144343 | 32            |
| 3   | 18MAY2008 00:00:47.394311 | 7            | 18MAY2008 00:00:47.394311 | 32            |
| 4   | 18MAY2008 00:00:47.644320 | 7            | 18MAY2008 00:00:47.644320 | 32            |
| 5   | 18MAY2008 00:00:47.894329 | 7            | 18MAY2008 00:00:47.894329 | 32            |
| 6   | 18MAY2008 00:00:48.144338 | 7            | 18MAY2008 00:00:48.144338 | 32            |
| 7   | 18MAY2008 00:00:48.394346 | 7            | 18MAY2008 00:00:48.394346 | 32            |
| 8   | 18MAY2008 00:00:48.644315 | 7            | 18MAY2008 00:00:48.644315 | 32            |
| 9   | 18MAY2008 00:00:48.894323 | 7            | 18MAY2008 00:00:48.894323 | 32            |
| 10  | 18MAY2008 00:00:49.144332 | 7            | 18MAY2008 00:00:49.144332 | 32            |
| 11  | 18MAY2008 00:00:49.394341 | 7            | 18MAY2008 00:00:49.394341 | 32            |
| 12  | 18MAY2008 00:00:49.644350 | 7            | 18MAY2008 00:00:49.644350 | 32            |
| 13  | 18MAY2008 00:00:49.894318 | 7            | 18MAY2008 00:00:49.894318 | 32            |
| 14  | 18MAY2008 00:00:50.144327 | 7            | 18MAY2008 00:00:50.144327 | 32            |
| 15  | 18MAY2008 00:00:50.394335 | 7            | 18MAY2008 00:00:50.394335 | 32            |
| 16  | 18MAY2008 00:00:50.644344 | 7            | 18MAY2008 00:00:50.644344 | 32            |
| 17  | 18MAY2008 00:00:50.894313 | 7            | 18MAY2008 00:00:50.894313 | 32            |
| 18  | 18MAY2008 00:00:51.144321 | 7            | 18MAY2008 00:00:51.144321 | 32            |
| 19  | 18MAY2008 00:00:51.394330 | 7            | 18MAY2008 00:00:51.394330 | 32            |
| ... | ...                       | ...          | ...                       | ...           |



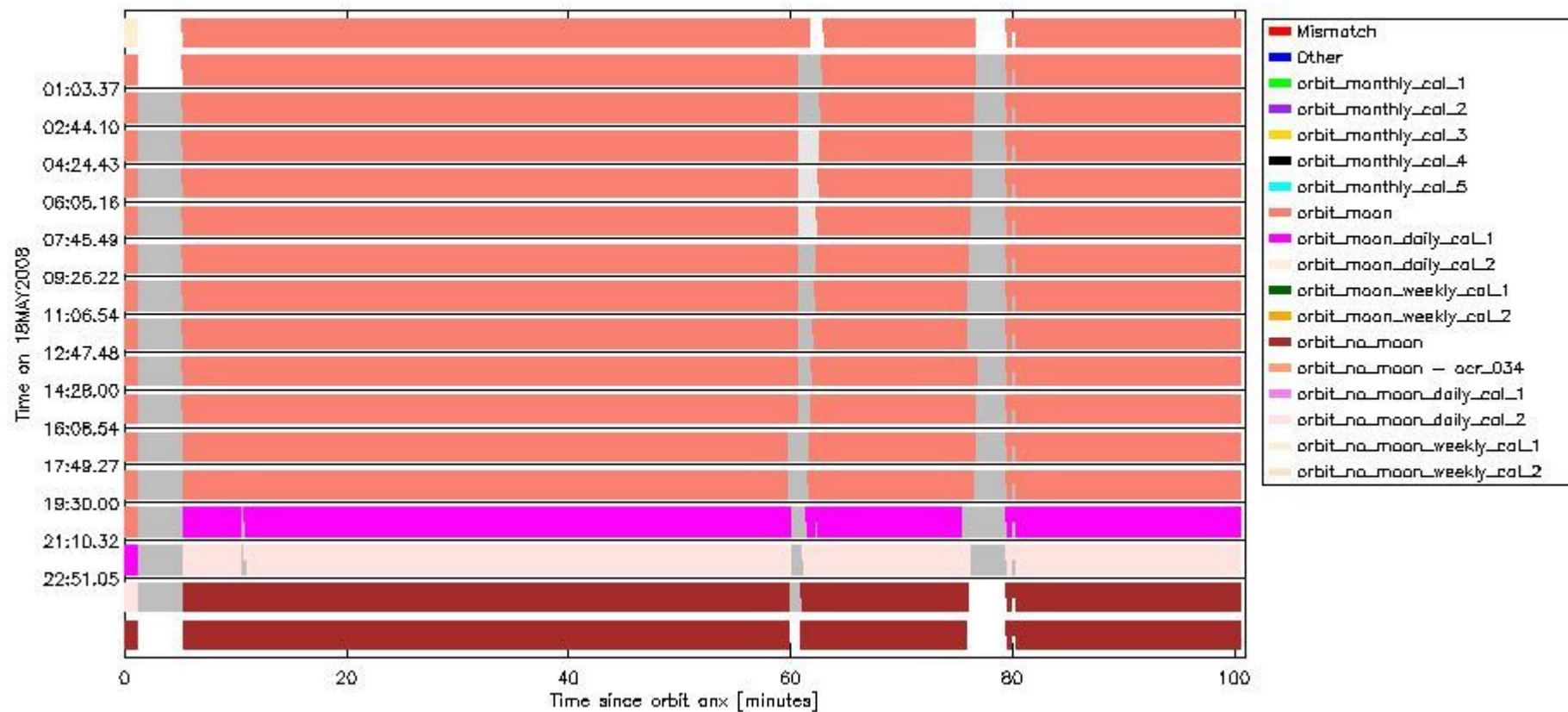
sciamachy\_daily\_report\_level0\_KSPT\_L0\_4303\_N\_20080518\_5.PNG

This section gives an analysis of the DMOP execution. The execution is monitored by assigning various activities to timeline sequences found in the DMOP file, and by checking where "NEW" datasets are available in SCI\_NL\_\_1P products.

The following plot gives an overview of planned activities and actual state ids in the Level 0 products. The planning is taken from the DMOP files, and interpreted using information from OSDF files.



Bar plot of planned DMOP activities and new calibration data for SCIAMACHY.  
 Each row indicates an orbit. A light gray colour indicates the time span of 18MAY2008.  
 A medium gray color indicates the time span of available SCI\_NL\_1P products for this day.  
 The remaining colours indicate planned activities and/or special measurements.  
 Planned activities are shown on the top half of each row, special measurements on the bottom half.



sciamachy\_daily\_report\_level0\_KSPT\_L0\_4303\_N\_20080518\_6.PNG

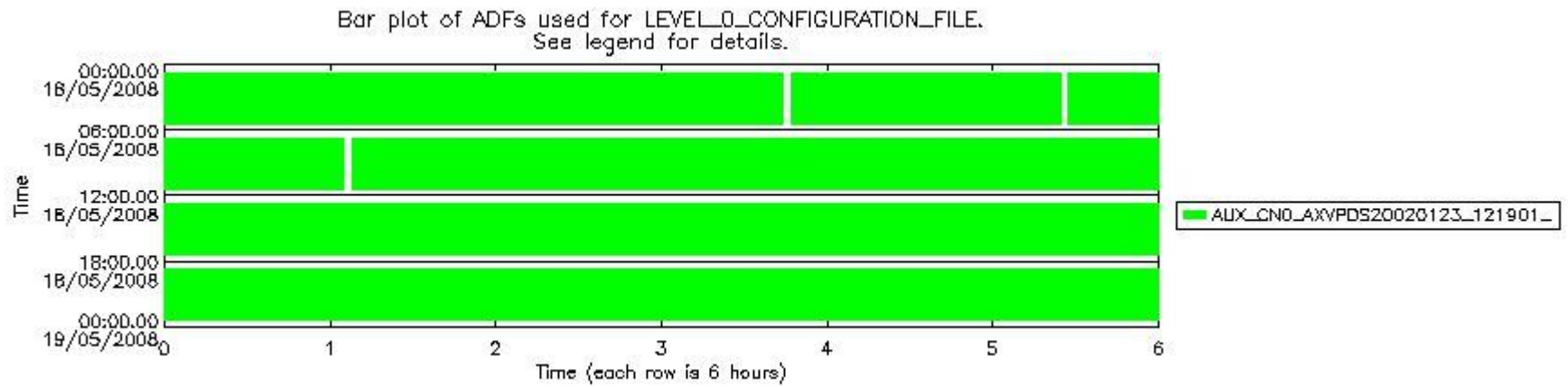
## 0.4 ADF monitoring

This section shows the (variation in) ADFs used for each of the products. It consists of:

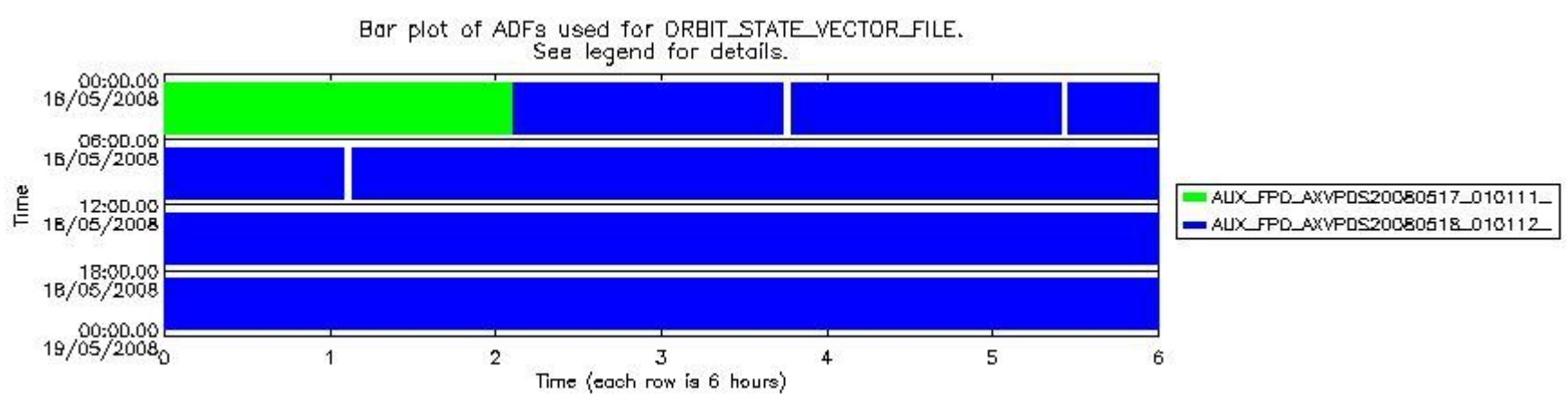
- A table showing which ADFs were used for processing (red values indicate that multiple ADFs of the same type were used)
- Various time line plots, one for each ADF, which show when which ADF was used.

If multiple ADFs of a single type were used, these are marked **red** in the table.

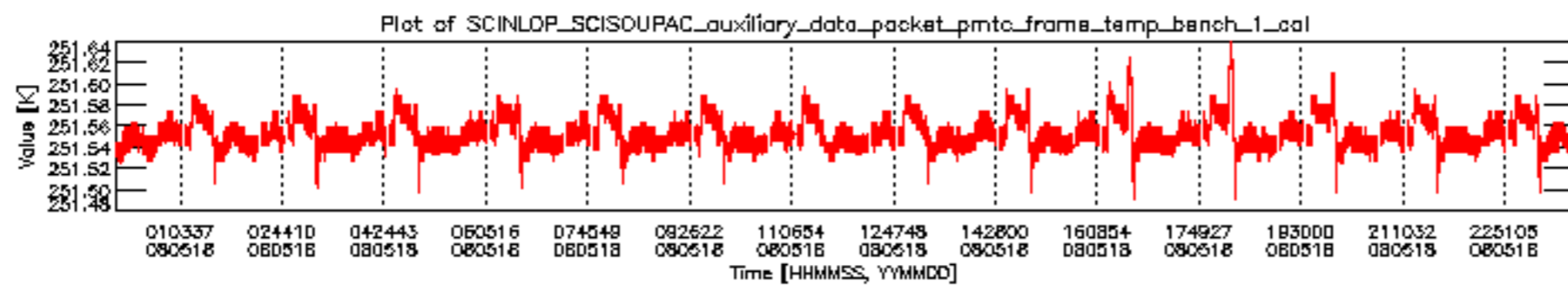
| Number | ADF  |
|--------|--|
|        | <b>CN0 (LEVEL_0_CONFIGURATION_FILE)</b>                              |
| 0      | AUX_CN0_AXVPDS20020123_121901_20020101_000000_20200101_000000        |
|        | <b>FPO (ORBIT_STATE_VECTOR_FILE)</b>                                 |
| 1      | <b>AUX_FPO_AXVPDS20080517_010111_20080516_185240_20080526_201854</b> |
| 2      | <b>AUX_FPO_AXVPDS20080518_010112_20080517_182103_20080527_212753</b> |



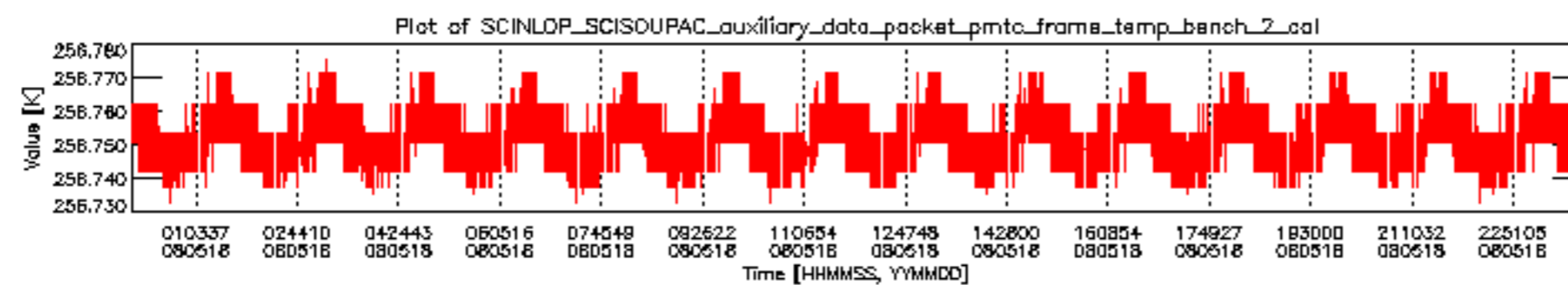
sciamachy\_daily\_report\_level0\_KSPT\_L0\_4303\_N\_20080518\_7.PNG

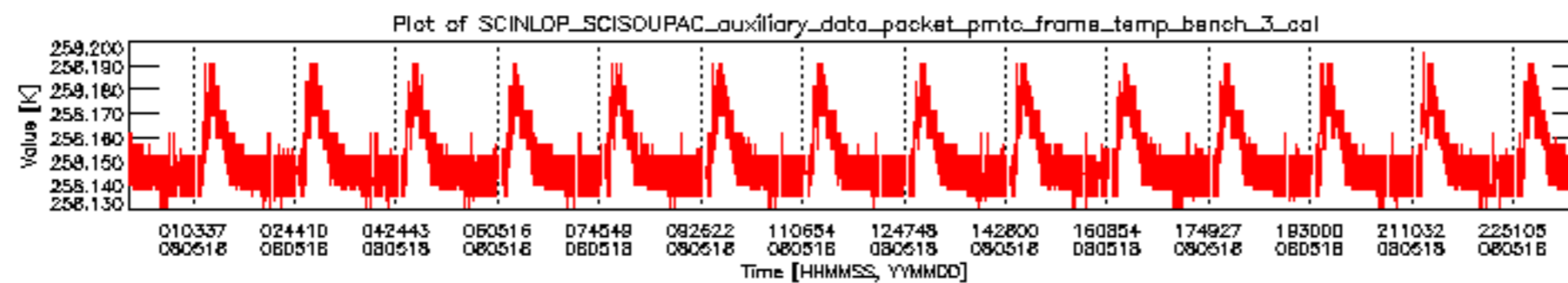


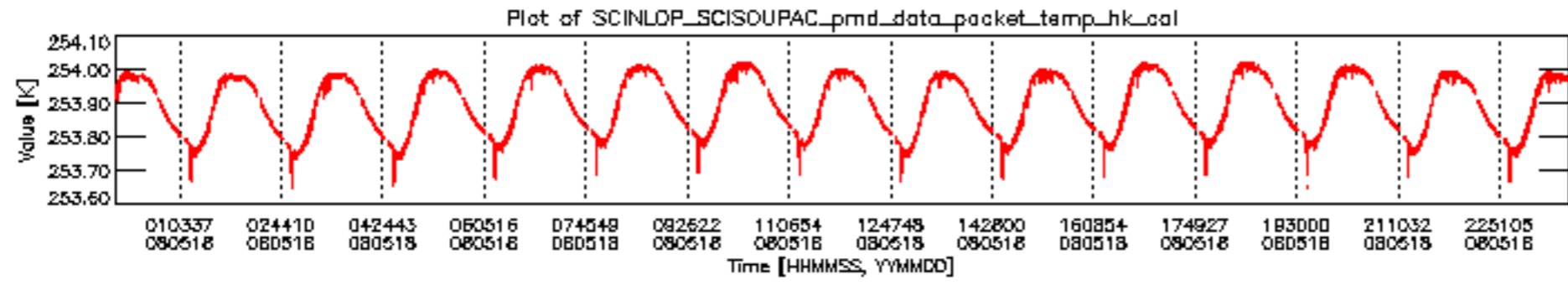
sciamachy\_daily\_report\_level0\_KSPT\_L0\_4303\_N\_20080518\_8.PNG

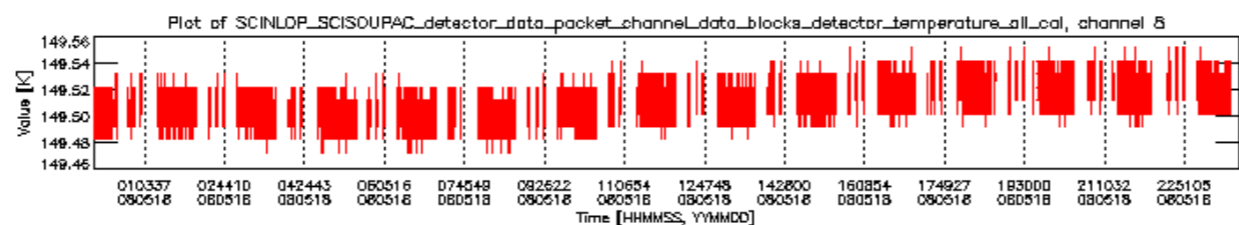
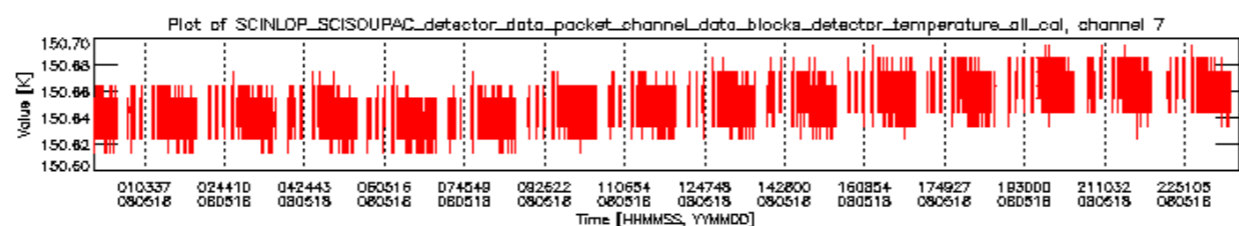
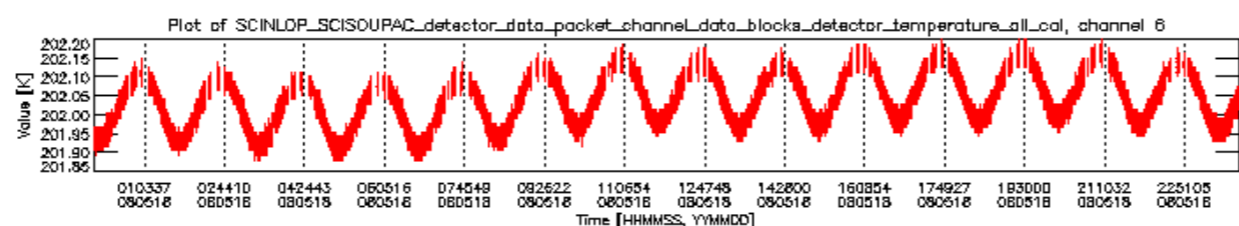
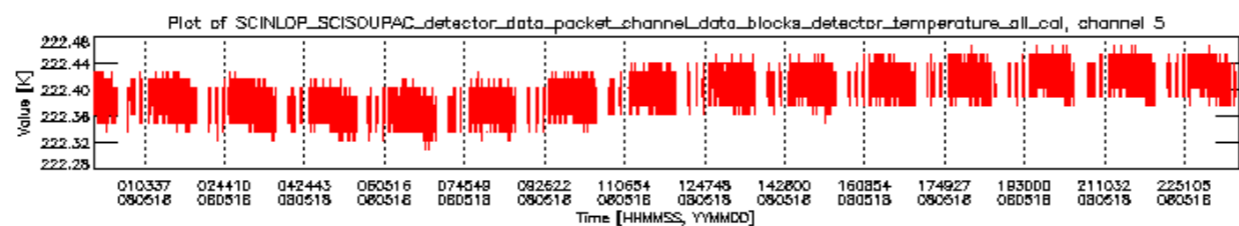
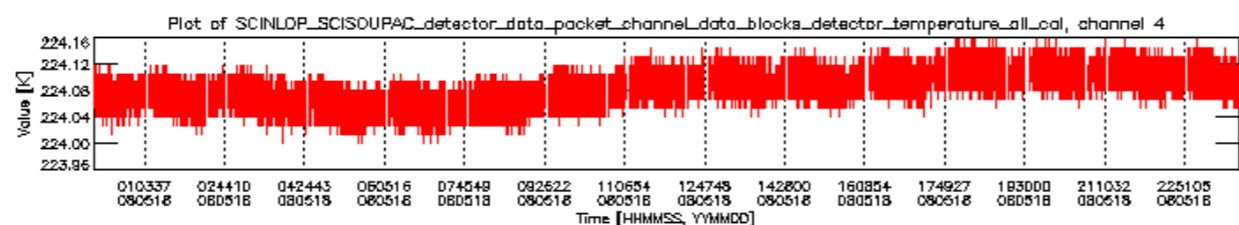
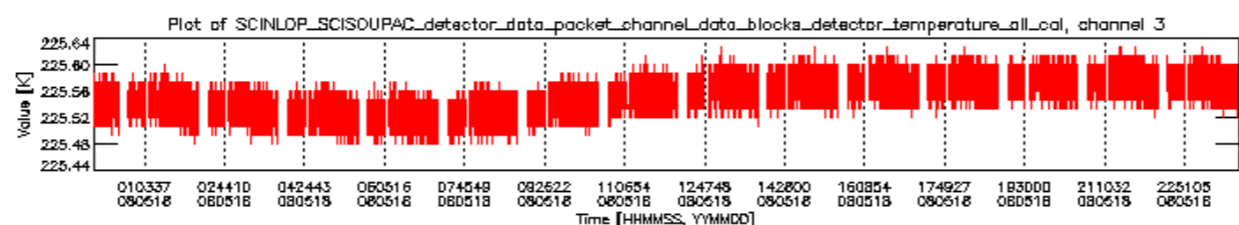
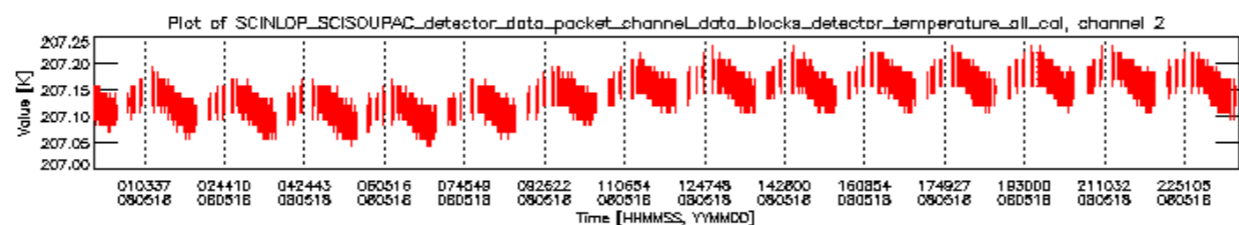
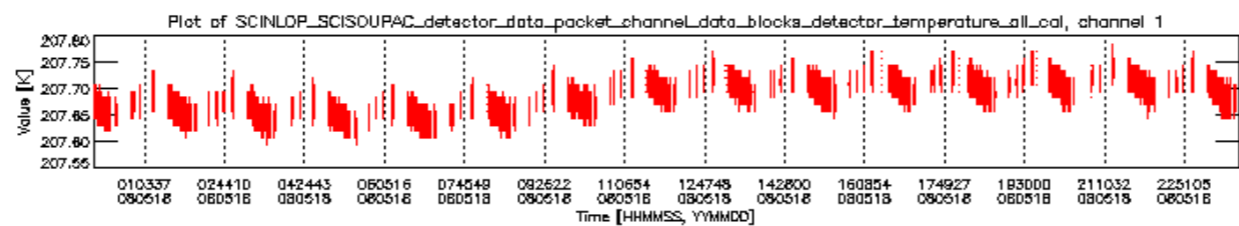




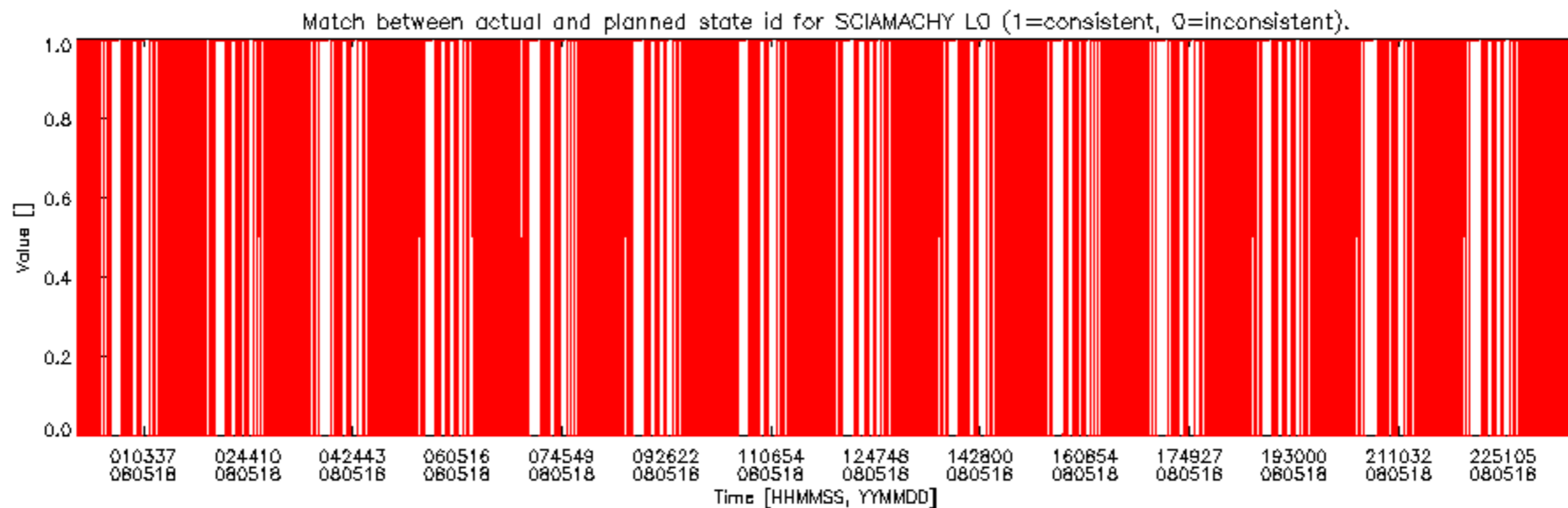
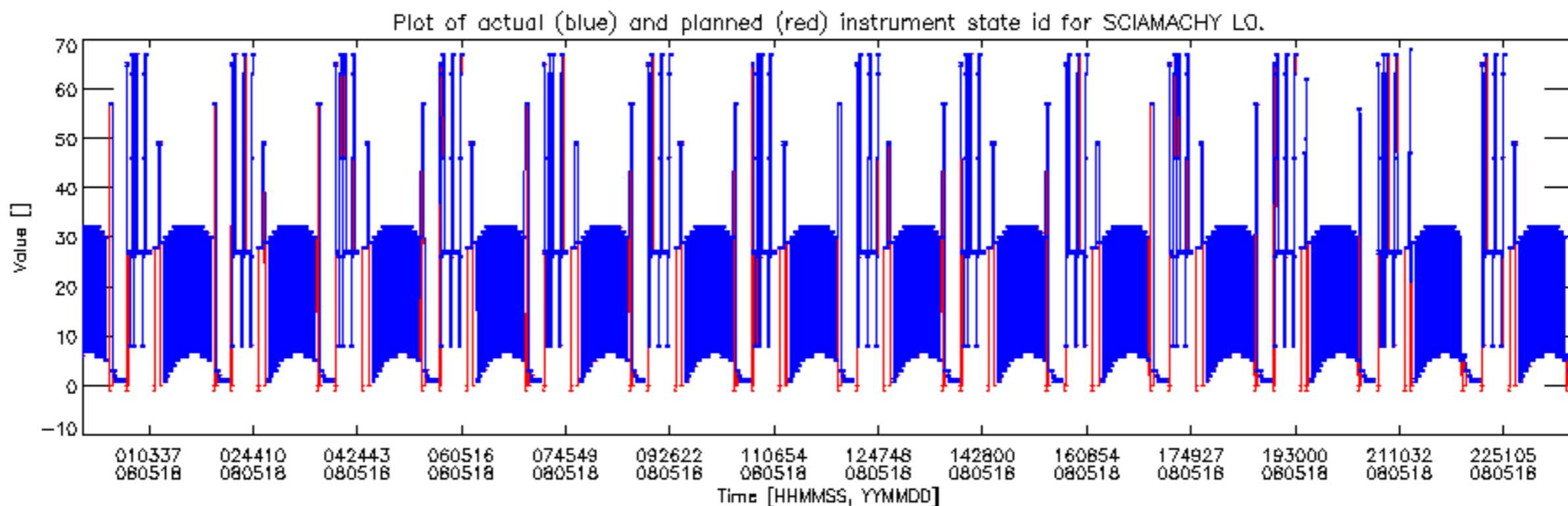












Bar plot of planned DMOP activities and new calibration data for SCIAMACHY.  
 Each row indicates an orbit. A light gray colour indicates the time span of 18MAY2008.  
 A medium gray color indicates the time span of available SCINL\_1P products for this day.  
 The remaining colours indicate planned activities and/or special measurements.  
 Planned activities are shown on the top half of each row, special measurements on the bottom half.

