

0. SCIAMACHY Daily Report for level 0 products

[0.1 General Info](#)

[0.2 Product Quality Indicators](#)

[0.3 State monitoring](#)

[0.4 ADF monitoring](#)

0.1 General Info

This report contains a daily analysis on parameters extracted from SCIAMACHY level 0 data (The SCI_NL__0P product).

0.1.1 Report summary

The table below shows general characteristics of the data that are included into this report.

| Item | Value |
|--|--|
| Report version | v1.3 20060731 |
| Time of report generation | 02MAY2008 05:23:30 |
| Data source version | KSPT_L0/4303-N |
| Processing scope for products | 28APR2008 00:00:00 to 29APR2008 00:00:00 |
| Start time of first product within scope | 27APR2008 23:39:26 |
| Stop time of last product within scope | 29APR2008 00:49:05 |
| Total number of level 0 products | 17 |
| Number of level 0 products with errors | 0 |

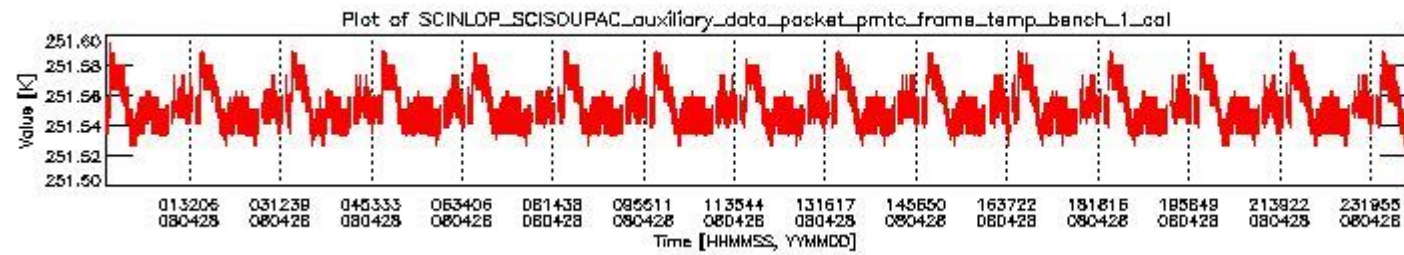
0.1.2 Summary per product

The following table shows a summary for each product used in this report.

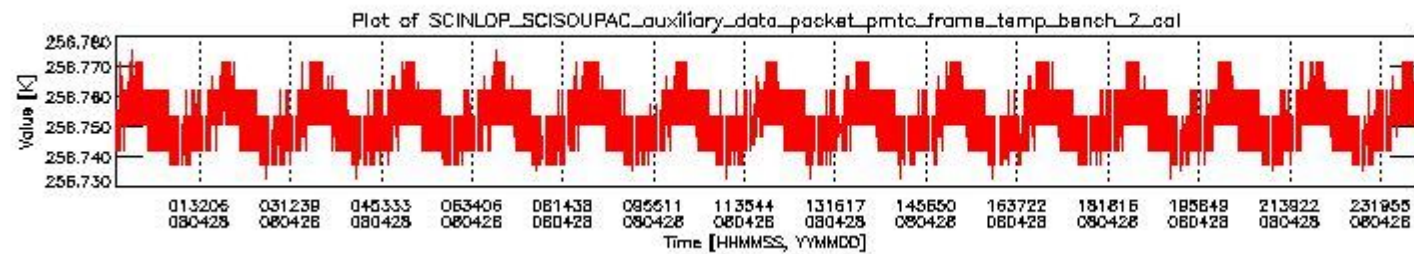
| # | Product name | Start time | Stop time | Prod err | ISP err sign | ISP miss sign | ISP disc sign | rs sign |
|----|--|--------------------|--------------------|----------|--------------|---------------|---------------|---------|
| 0 | SCI_NL__OPNPDE20080427_233926_000059912068_00087_32205_6571.N1 | 27APR2008 23:39:26 | 28APR2008 01:19:17 | 0 | 0 | 0 | 0 | 0 |
| 1 | SCI_NL__OPNPDE20080428_011753_000047772068_00088_32206_6572.N1 | 28APR2008 01:17:53 | 28APR2008 02:37:30 | 0 | 0 | 0 | 0 | 0 |
| 2 | SCI_NL__OPNPDE20080428_023622_000058552068_00089_32207_6573.N1 | 28APR2008 02:36:22 | 28APR2008 04:13:57 | 0 | 0 | 0 | 0 | 0 |
| 3 | SCI_NL__OPNPDE20080428_041301_000060922068_00090_32208_6574.N1 | 28APR2008 04:13:01 | 28APR2008 05:54:33 | 0 | 0 | 0 | 0 | 0 |
| 4 | SCI_NL__OPNPDK20080428_055324_000041822068_00091_32209_8067.N1 | 28APR2008 05:53:24 | 28APR2008 07:03:06 | 0 | 0 | 0 | 0 | 0 |
| 5 | SCI_NL__OPNPDK20080428_070158_000061602068_00092_32210_8068.N1 | 28APR2008 07:01:58 | 28APR2008 08:44:38 | 0 | 0 | 0 | 0 | 0 |
| 6 | SCI_NL__OPNPDK20080428_084438_000059112068_00093_32211_8069.N1 | 28APR2008 08:44:38 | 28APR2008 10:23:09 | 0 | 0 | 0 | 0 | 0 |
| 7 | SCI_NL__OPNPDK20080428_102213_000060912068_00094_32212_8070.N1 | 28APR2008 10:22:13 | 28APR2008 12:03:44 | 0 | 0 | 0 | 0 | 0 |
| 8 | SCI_NL__OPNPDK20080428_120236_000059802068_00095_32213_8071.N1 | 28APR2008 12:02:36 | 28APR2008 13:42:15 | 0 | 0 | 0 | 0 | 0 |
| 9 | SCI_NL__OPNPDK20080428_134119_000009272068_00096_32214_8072.N1 | 28APR2008 13:41:19 | 28APR2008 13:56:46 | 0 | 0 | 0 | 0 | 0 |
| 10 | SCI_NL__OPNPDK20080428_135755_000049722068_00096_32214_8073.N1 | 28APR2008 13:57:55 | 28APR2008 15:20:47 | 0 | 0 | 0 | 0 | 0 |
| 11 | SCI_NL__OPNPDK20080428_151938_000059242068_00097_32215_8074.N1 | 28APR2008 15:19:38 | 28APR2008 16:58:22 | 0 | 0 | 0 | 0 | 0 |
| 12 | SCI_NL__OPNPDK20080428_165713_000059842068_00098_32216_8075.N1 | 28APR2008 16:57:13 | 28APR2008 18:36:58 | 0 | 0 | 0 | 0 | 0 |
| 13 | SCI_NL__OPNPDK20080428_183453_000059802068_00099_32217_8076.N1 | 28APR2008 18:34:53 | 28APR2008 20:14:33 | 0 | 0 | 0 | 0 | 0 |
| 14 | SCI_NL__OPNPDE20080428_201337_000044102068_00100_32218_6575.N1 | 28APR2008 20:13:37 | 28APR2008 21:27:07 | 0 | 0 | 0 | 0 | 0 |
| 15 | SCI_NL__OPNPDE20080428_212500_000062512068_00100_32218_6576.N1 | 28APR2008 21:25:00 | 28APR2008 23:09:11 | 0 | 0 | 0 | 0 | 0 |
| 16 | SCI_NL__OPNPDE20080428_230827_000060382068_00101_32219_6577.N1 | 28APR2008 23:08:27 | 29APR2008 00:49:05 | 0 | 0 | 0 | 0 | 0 |

0.2 Product Quality Indicators

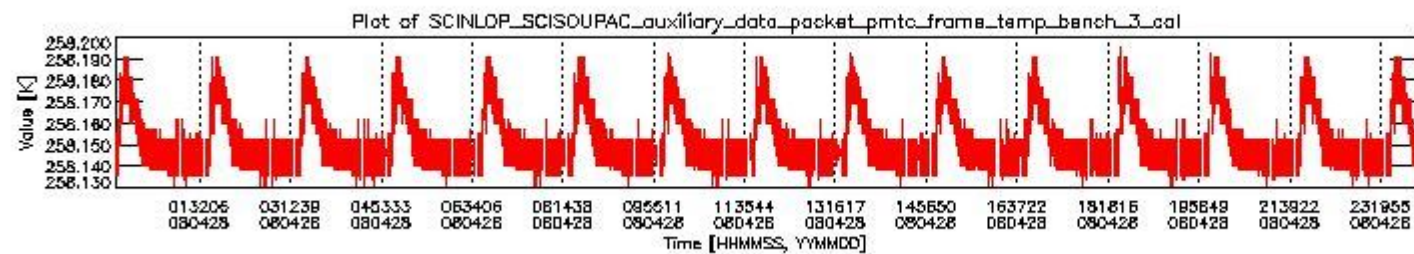
This section shows information about product quality, currently temperatures.



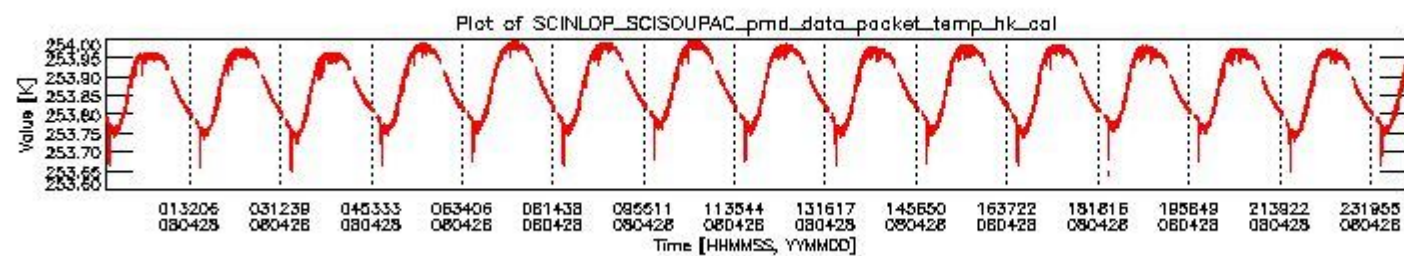
sciamachy_daily_report_level0_KSPT_L0_4303_N_20080428_0.PNG



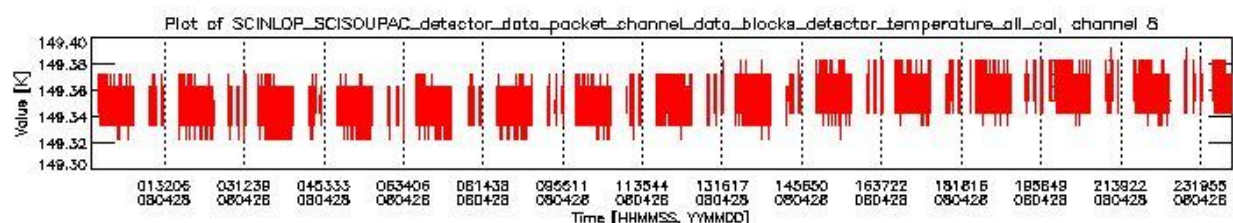
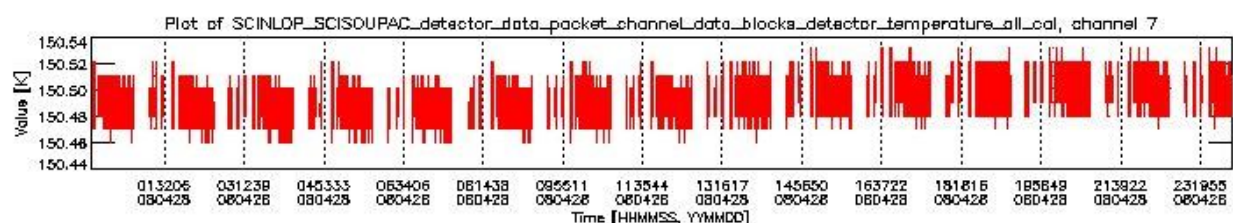
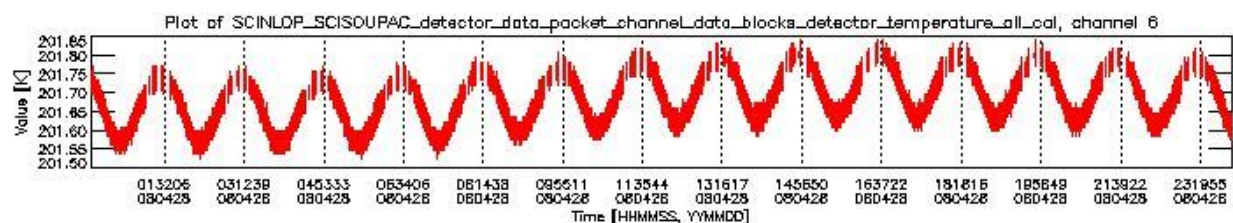
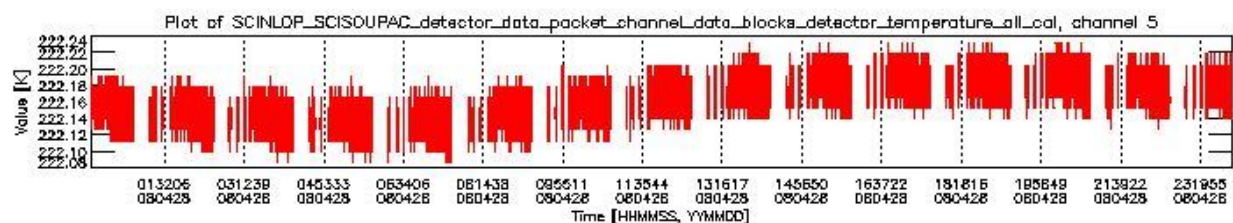
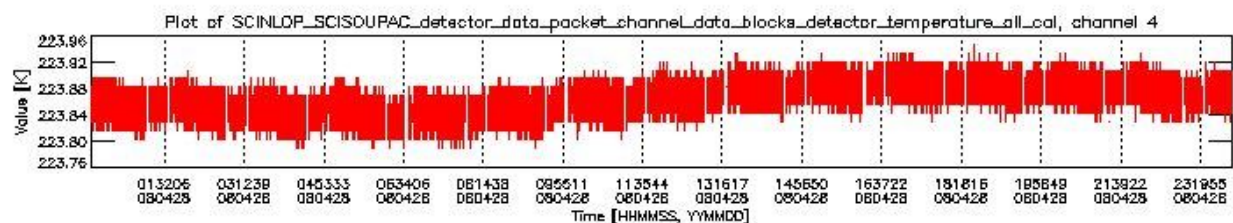
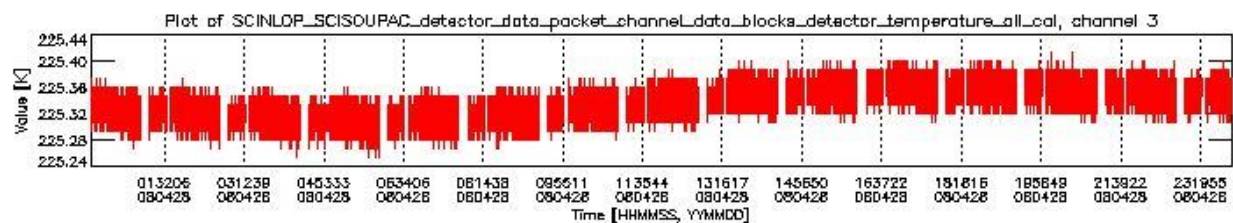
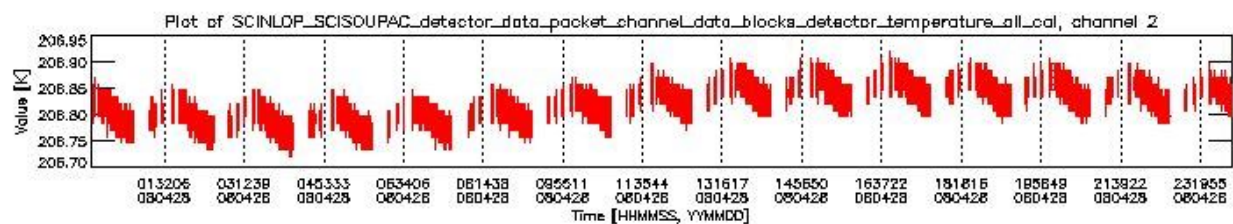
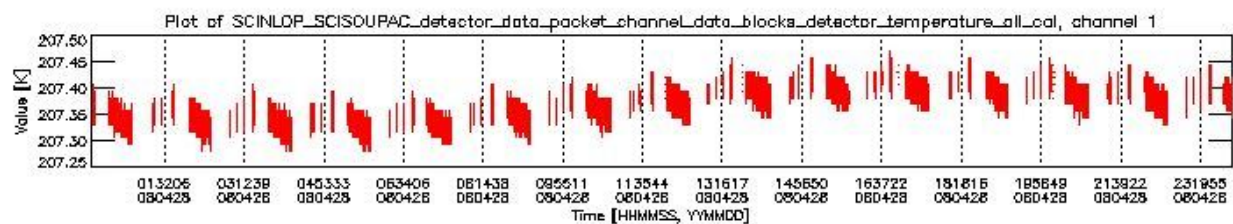
sciamachy_daily_report_level0_KSPT_L0_4303_N_20080428_1.PNG



sciamachy_daily_report_level0_KSPT_L0_4303_N_20080428_2.PNG



sciamachy_daily_report_level0_KSPT_L0_4303_N_20080428_3.PNG

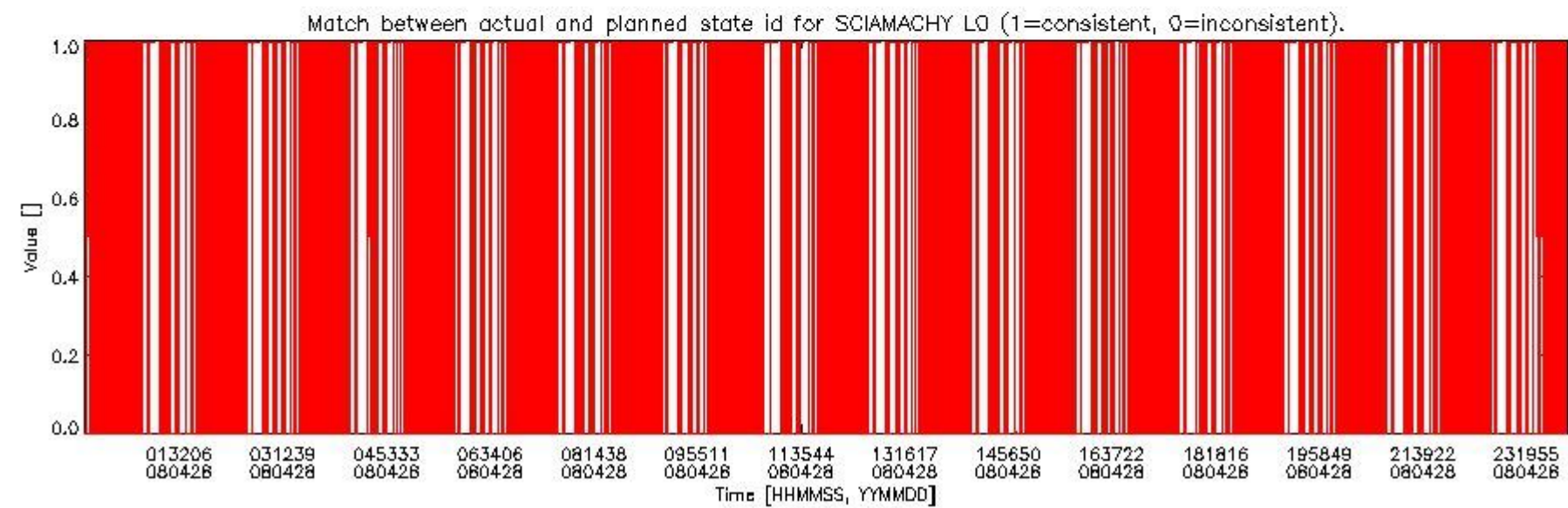
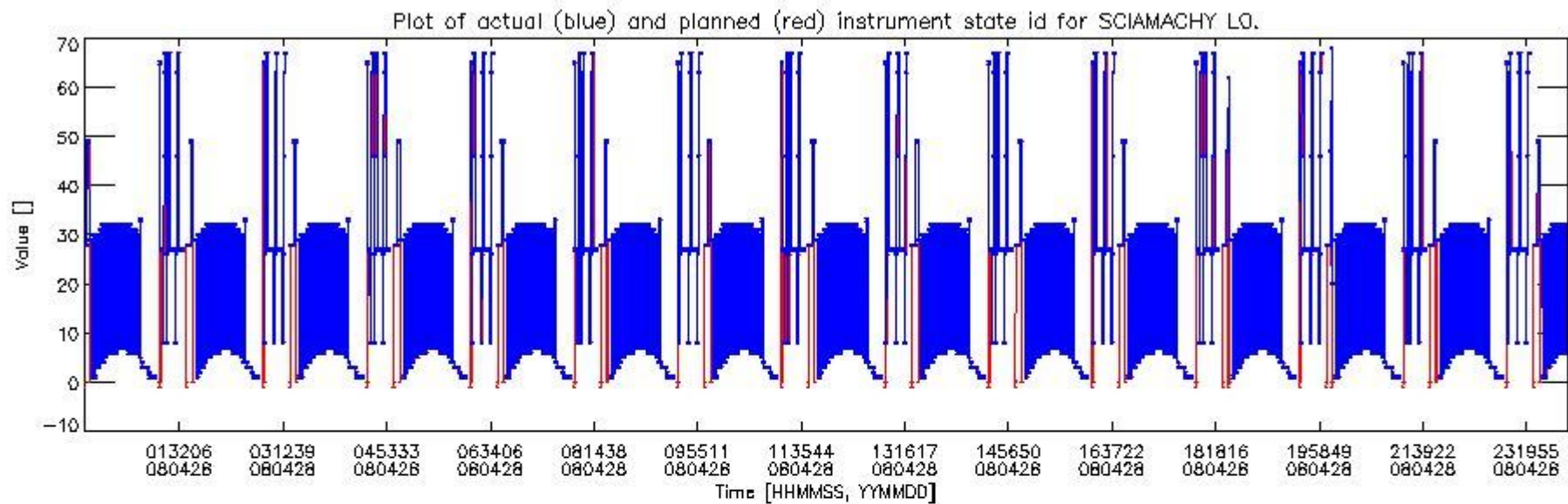


0.3 State monitoring

The following section shows a comparison of modelled instrument state (as calculated by the DMOP planning files and using CTI tables to derive state) and the measured state variables from the L0 product (the SCINL0P_SCISOUPAC_state_id variable).

Total number of faults: **43732**

| # | Actual time | Actual value | Planned time | Planned value |
|----|---------------------------|--------------|---------------------------|---------------|
| 0 | 28APR2008 00:02:03.443788 | 49 | 28APR2008 00:02:03.443788 | 28 |
| 1 | 28APR2008 00:02:03.631275 | 49 | 28APR2008 00:02:03.631275 | 28 |
| 2 | 28APR2008 00:02:03.693797 | 49 | 28APR2008 00:02:03.693797 | 28 |
| 3 | 28APR2008 00:02:03.756279 | 49 | 28APR2008 00:02:03.756279 | 28 |
| 4 | 28APR2008 00:02:03.818761 | 49 | 28APR2008 00:02:03.818761 | 28 |
| 5 | 28APR2008 00:02:03.881283 | 49 | 28APR2008 00:02:03.881283 | 28 |
| 6 | 28APR2008 00:02:03.943765 | 49 | 28APR2008 00:02:03.943765 | 28 |
| 7 | 28APR2008 00:02:04.006288 | 49 | 28APR2008 00:02:04.006288 | 28 |
| 8 | 28APR2008 00:02:04.068770 | 49 | 28APR2008 00:02:04.068770 | 28 |
| 9 | 28APR2008 00:02:04.131292 | 49 | 28APR2008 00:02:04.131292 | 28 |
| 10 | 28APR2008 00:02:04.193774 | 49 | 28APR2008 00:02:04.193774 | 28 |
| 11 | 28APR2008 00:02:04.256296 | 49 | 28APR2008 00:02:04.256296 | 28 |
| 12 | 28APR2008 00:02:04.318779 | 49 | 28APR2008 00:02:04.318779 | 28 |
| 13 | 28APR2008 00:02:04.381301 | 49 | 28APR2008 00:02:04.381301 | 28 |
| 14 | 28APR2008 00:02:04.443783 | 49 | 28APR2008 00:02:04.443783 | 28 |
| 15 | 28APR2008 00:02:04.506265 | 49 | 28APR2008 00:02:04.506265 | 28 |
| 16 | 28APR2008 00:02:04.568787 | 49 | 28APR2008 00:02:04.568787 | 28 |
| 17 | 28APR2008 00:02:04.631269 | 49 | 28APR2008 00:02:04.631269 | 28 |
| 18 | 28APR2008 00:02:04.693792 | 49 | 28APR2008 00:02:04.693792 | 28 |
| 19 | 28APR2008 00:02:04.756274 | 49 | 28APR2008 00:02:04.756274 | 28 |
| | ... | ... | ... | ... |

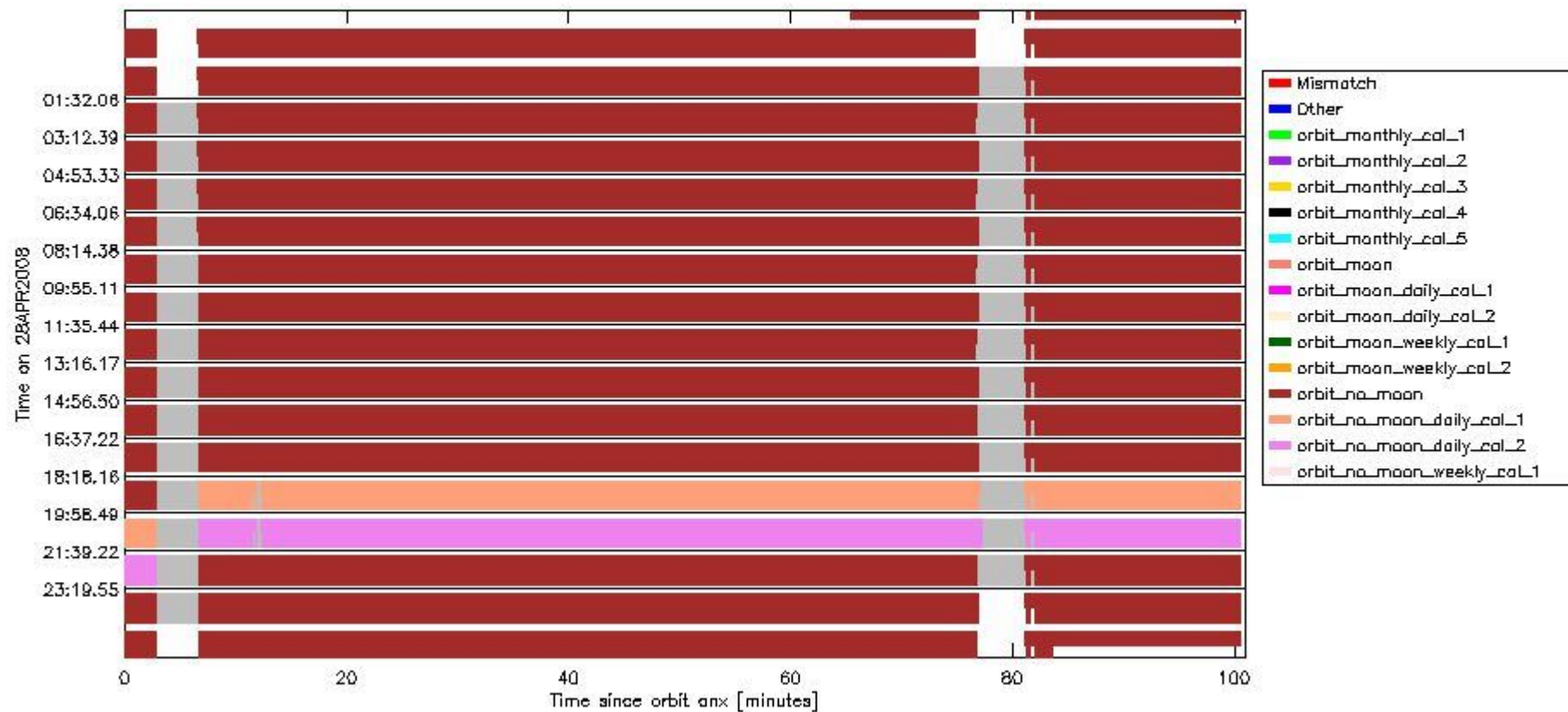


sciamachy_daily_report_level0_KSPT_L0_4303_N_20080428_5.PNG

This section gives an analysis of the DMOP execution. The execution is monitored by assigning various activities to timeline sequences found in the DMOP file, and by checking where "NEW" datasets are available in SCI_NL__1P products.

The following plot gives an overview of planned activities and actual state ids in the Level 0 products. The planning is taken from the DMOP files, and interpreted using information from OSDF files.

Bar plot of planned DMOP activities and new calibration data for SCIAMACHY.
 Each row indicates an orbit. A light gray colour indicates the time span of 28APR2008.
 A medium gray color indicates the time span of available SCI_NL_1P products for this day.
 The remaining colours indicate planned activities and/or special measurements.
 Planned activities are shown on the top half of each row, special measurements on the bottom half.



sciamachy_daily_report_level0_KSPT_L0_4303_N_20080428_6.PNG

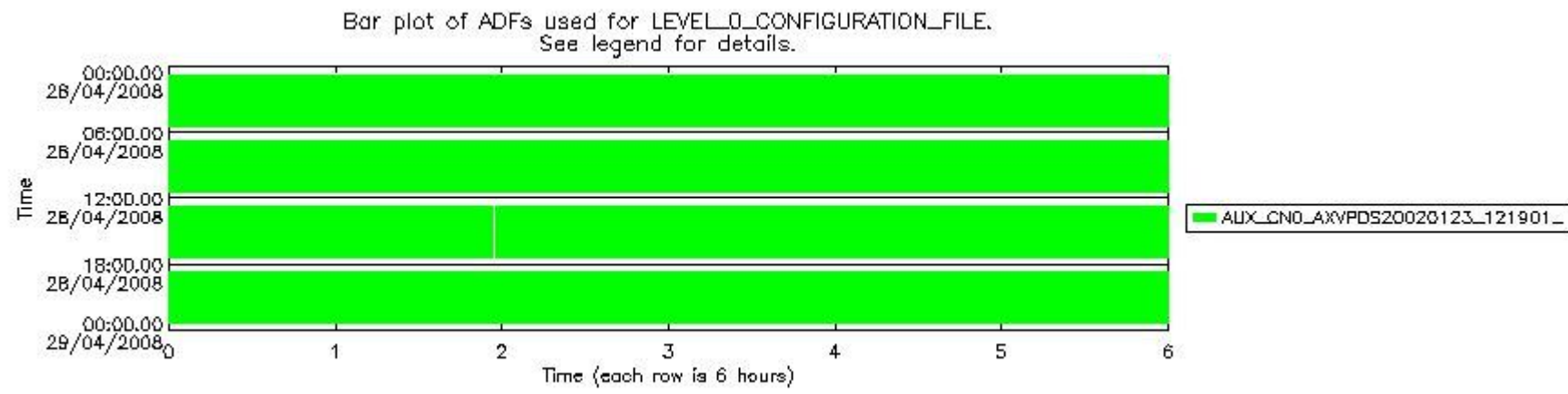
0.4 ADF monitoring

This section shows the (variation in) ADFs used for each of the products. It consists of:

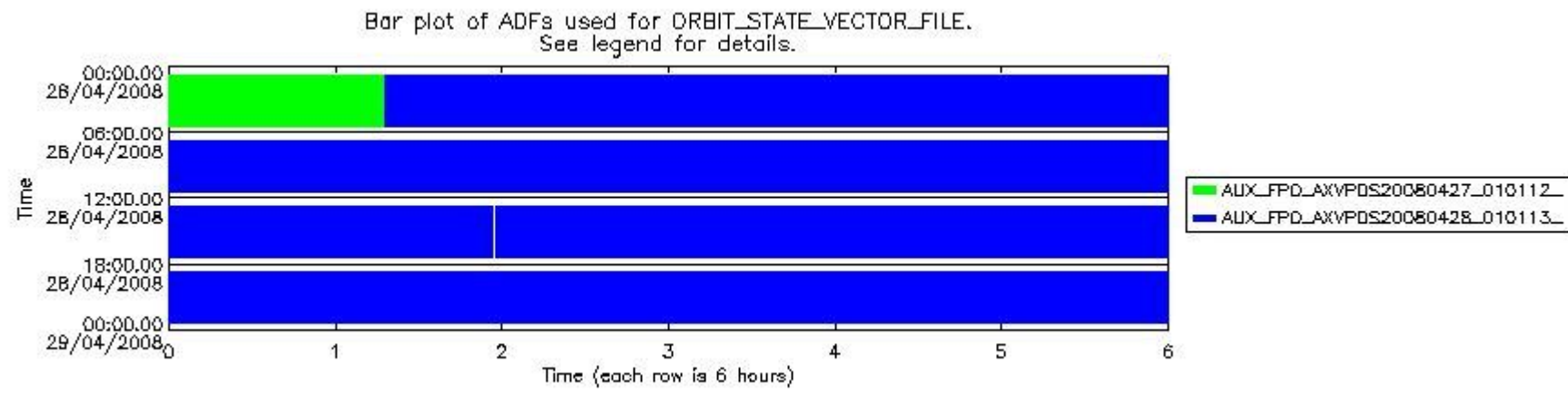
- A table showing which ADFs were used for processing (red values indicate that multiple ADFs of the same type were used)
- Various time line plots, one for each ADF, which show when which ADF was used.

If multiple ADFs of a single type were used, these are marked **red** in the table.

| Number | ADF |
|--------|--|
| | CN0 (LEVEL_0_CONFIGURATION_FILE) |
| 0 | AUX_CN0_AXVPDS20020123_121901_20020101_000000_20200101_000000 |
| | FPO (ORBIT_STATE_VECTOR_FILE) |
| 1 | AUX_FPO_AXVPDS20080427_010112_20080426_192123_20080506_204738 |
| 2 | AUX_FPO_AXVPDS20080428_010113_20080427_184946_20080507_201601 |



sciamachy_daily_report_level0_KSPT_L0_4303_N_20080428_7.PNG



sciamachy_daily_report_level0_KSPT_L0_4303_N_20080428_8.PNG

