

0. SCIAMACHY Daily Report for level 0 products

[0.1 General Info](#)

[0.2 Product Quality Indicators](#)

[0.3 State monitoring](#)

[0.4 ADF monitoring](#)

0.1 General Info

This report contains a daily analysis on parameters extracted from SCIAMACHY level 0 data (The SCI_NL__0P product).

0.1.1 Report summary

The table below shows general characteristics of the data that are included into this report.

Item	Value
Report version	v1.3 20060731
Time of report generation	03MAR2008 12:40:43
Data source version	KSPT_L0/4303-N
Processing scope for products	01MAR2008 00:00:00 to 02MAR2008 00:00:00
Start time of first product within scope	29FEB2008 22:22:15
Stop time of last product within scope	02MAR2008 01:12:24
Total number of level 0 products	17
Number of level 0 products with errors	0

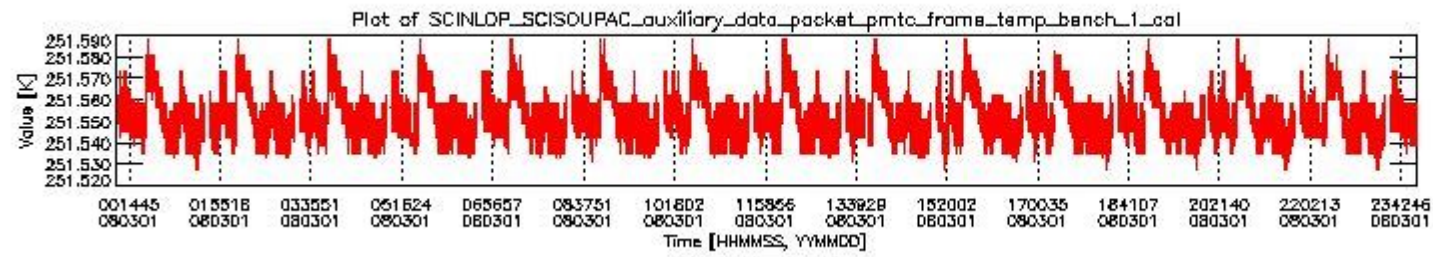
0.1.2 Summary per product

The following table shows a summary for each product used in this report.

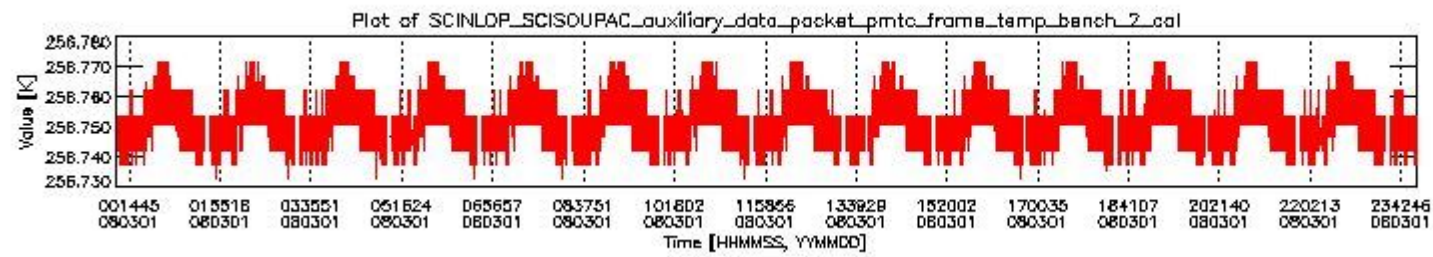
#	Product name	Start time	Stop time	Prod err	ISP err sign	ISP miss sign	ISP disc sign	rs sign
0	SCI_NL__OPNPDE20080229_222215_000061232066_00258_31374_6237.N1	29FEB2008 22:22:15	01MAR2008 00:04:18	0	0	0	0	0
1	SCI_NL__OPNPDE20080301_000334_000055492066_00259_31375_6238.N1	01MAR2008 00:03:34	01MAR2008 01:36:03	0	0	0	0	0
2	SCI_NL__OPNPDE20080301_014325_000046032066_00260_31376_6239.N1	01MAR2008 01:43:25	01MAR2008 03:00:08	0	0	0	0	0
3	SCI_NL__OPNPDE20080301_025912_000058422066_00261_31377_6240.N1	01MAR2008 02:59:12	01MAR2008 04:36:35	0	0	0	0	0
4	SCI_NL__OPNPDE20080301_043635_000059802066_00262_31378_6241.N1	01MAR2008 04:36:35	01MAR2008 06:16:14	0	0	0	0	0
5	SCI_NL__OPNPDK20080301_061506_000041002066_00263_31379_7526.N1	01MAR2008 06:15:06	01MAR2008 07:23:26	0	0	0	0	0
6	SCI_NL__OPNPDK20080301_072122_000062972066_00264_31380_7527.N1	01MAR2008 07:21:22	01MAR2008 09:06:19	0	0	0	0	0
7	SCI_NL__OPNPDK20080301_090510_000060912066_00265_31381_7528.N1	01MAR2008 09:05:10	01MAR2008 10:46:42	0	0	0	0	0
8	SCI_NL__OPNPDK20080301_104437_000059802066_00266_31382_7529.N1	01MAR2008 10:44:37	01MAR2008 12:24:17	0	0	0	0	0
9	SCI_NL__OPNPDK20080301_122212_000061602066_00267_31383_7530.N1	01MAR2008 12:22:12	01MAR2008 14:04:52	0	0	0	0	0
10	SCI_NL__OPNPDK20080301_140343_000058552066_00268_31384_7531.N1	01MAR2008 14:03:43	01MAR2008 15:41:19	0	0	0	0	0
11	SCI_NL__OPNPDK20080301_154023_000059112066_00269_31385_7532.N1	01MAR2008 15:40:23	01MAR2008 17:18:53	0	0	0	0	0
12	SCI_NL__OPNPDK20080301_171649_000060362066_00270_31386_7533.N1	01MAR2008 17:16:49	01MAR2008 18:57:24	0	0	0	0	0
13	SCI_NL__OPNPDK20080301_185724_000060352066_00271_31387_7534.N1	01MAR2008 18:57:24	01MAR2008 20:38:00	0	0	0	0	0
14	SCI_NL__OPNPDE20080301_203800_000043502066_00272_31388_6242.N1	01MAR2008 20:38:00	01MAR2008 21:50:30	0	0	0	0	0
15	SCI_NL__OPNPDE20080301_215030_000056072066_00272_31388_6243.N1	01MAR2008 21:50:30	01MAR2008 23:23:57	0	0	0	0	0
16	SCI_NL__OPNPDE20080301_233105_000060792066_00273_31389_6244.N1	01MAR2008 23:31:05	02MAR2008 01:12:24	0	0	0	0	0

0.2 Product Quality Indicators

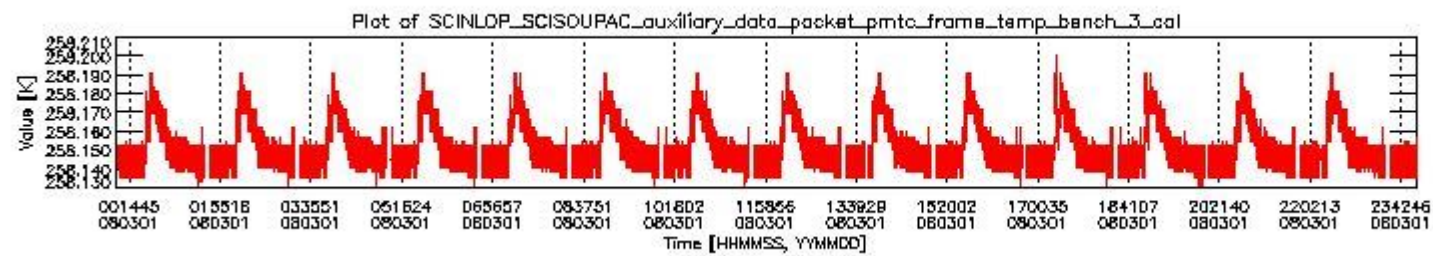
This section shows information about product quality, currently temperatures.



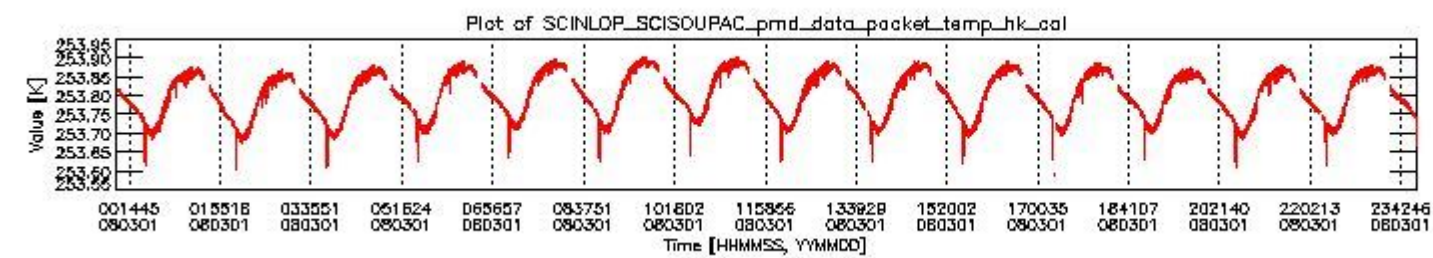
sciamachy_daily_report_level0_KSPT_L0_4303_N_20080301_0.PNG



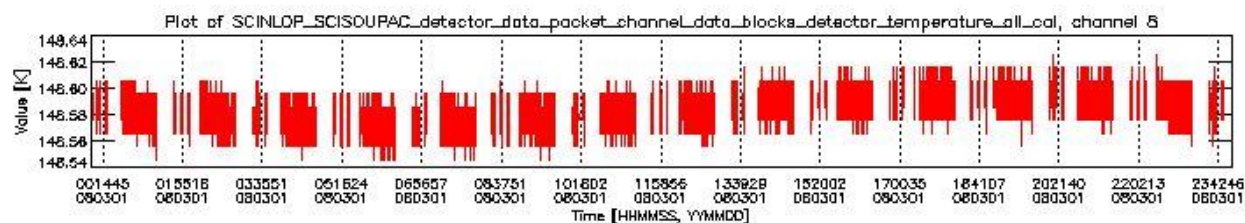
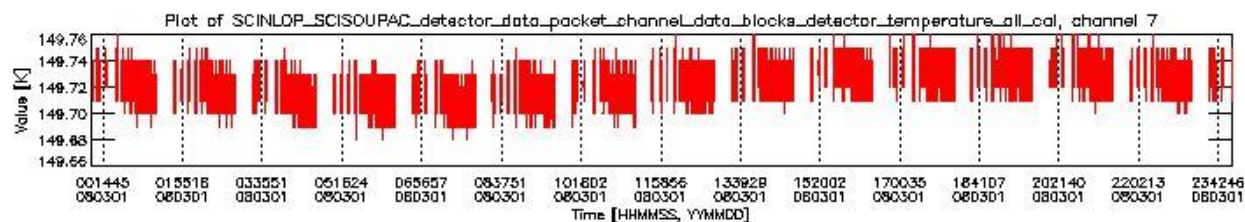
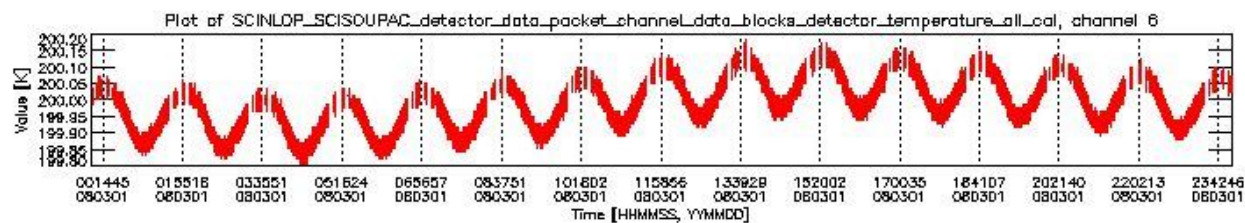
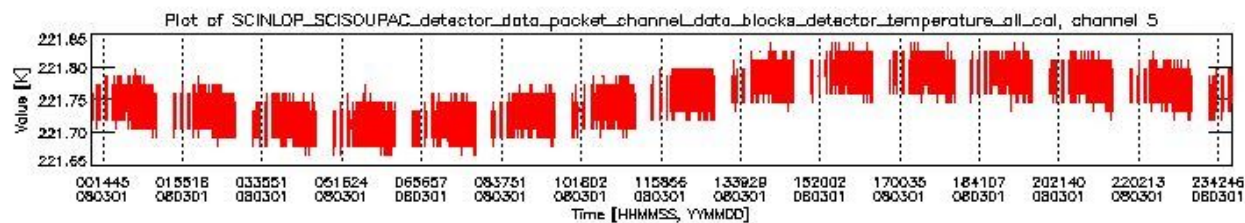
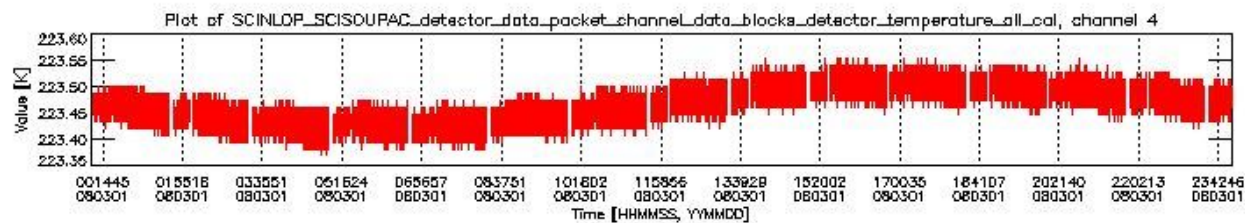
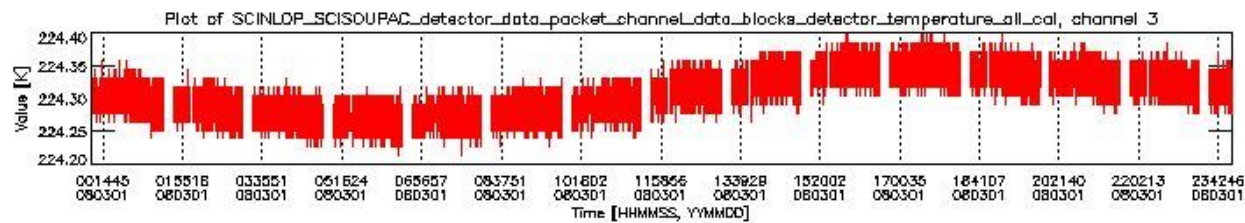
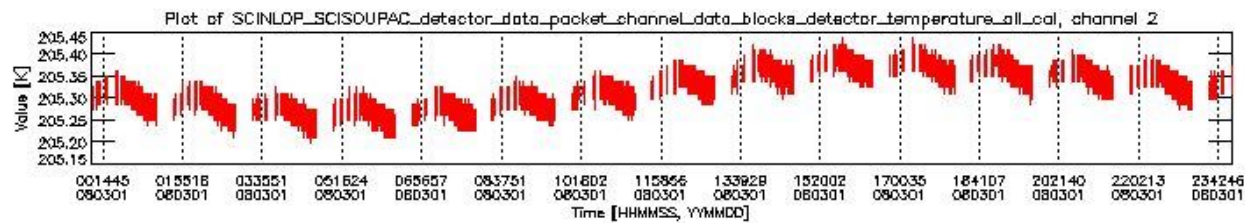
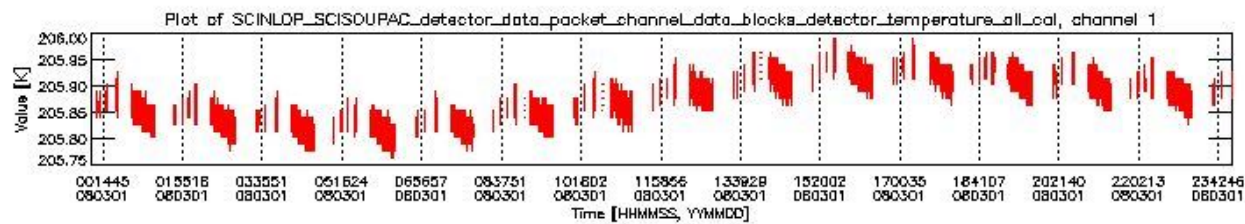
sciamachy_daily_report_level0_KSPT_L0_4303_N_20080301_1.PNG



sciamachy_daily_report_level0_KSPT_L0_4303_N_20080301_2.PNG



sciamachy_daily_report_level0_KSPT_L0_4303_N_20080301_3.PNG



0.3 State monitoring

No instrument tracking information available. This section gives an analysis of the DMOP execution. The execution is monitored by assigning various activities to timeline sequences found in the DMOP file, and by checking where "NEW" datasets are available in SCI_NL__1P products.

(No DMOP data available for this processing scope)

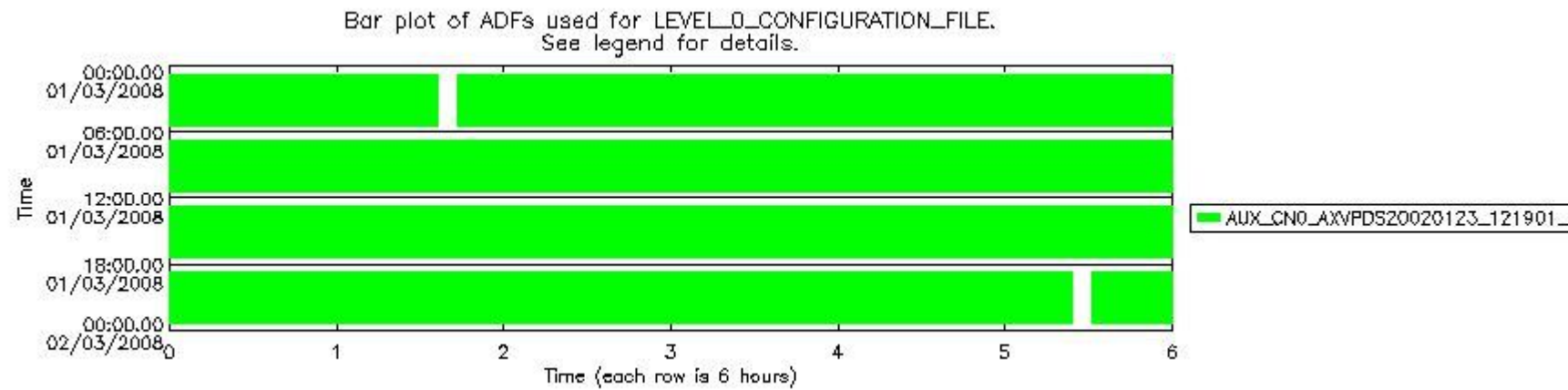
0.4 ADF monitoring

This section shows the (variation in) ADFs used for each of the products. It consists of:

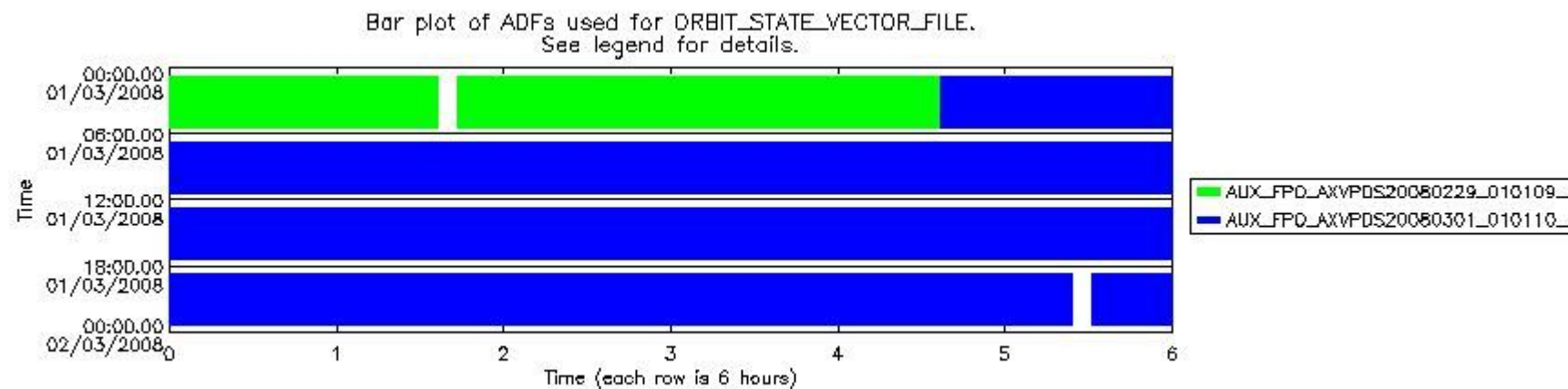
- A table showing which ADFs were used for processing (red values indicate that multiple ADFs of the same type were used)
- Various time line plots, one for each ADF, which show when which ADF was used.

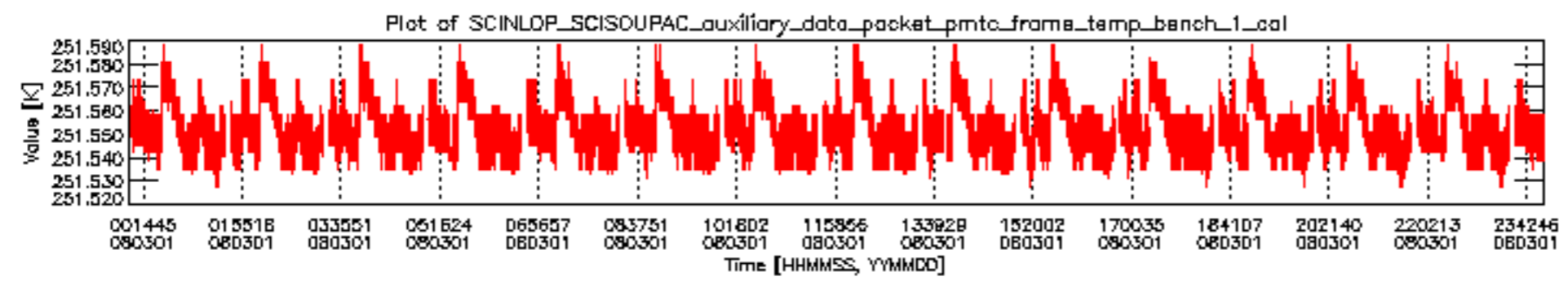
If multiple ADFs of a single type were used, these are marked **red** in the table.

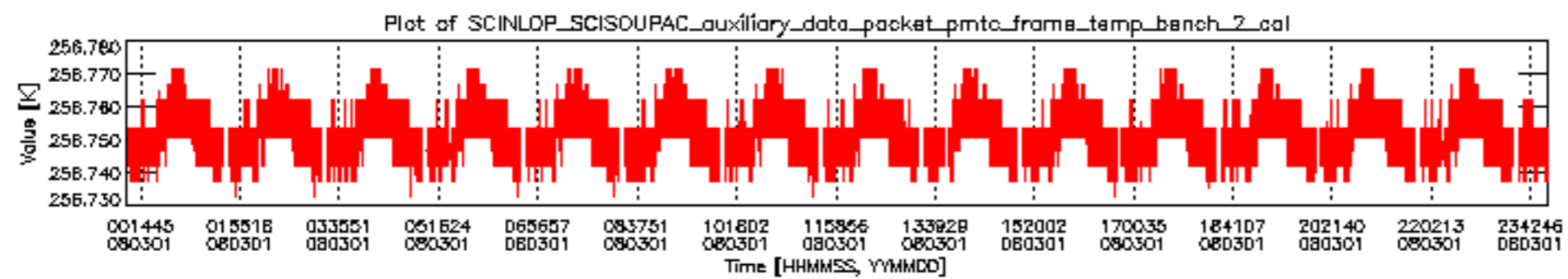
Number	ADF
	CNO (LEVEL_0_CONFIGURATION_FILE)
0	AUX_CNO_AXVPDS20020123_121901_20020101_000000_20200101_000000
	FPO (ORBIT_STATE_VECTOR_FILE)
1	AUX_FPO_AXVPDS20080229_010109_20080228_194425_20080309_211039
2	AUX_FPO_AXVPDS20080301_010110_20080229_191248_20080310_203902

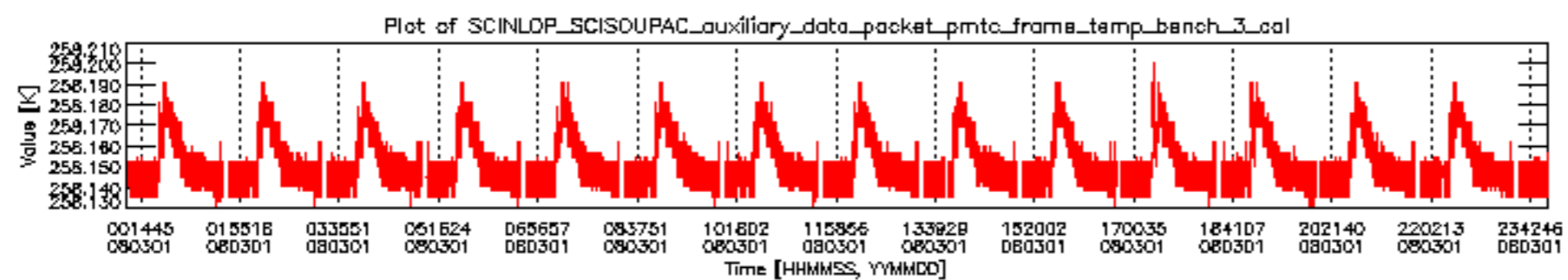


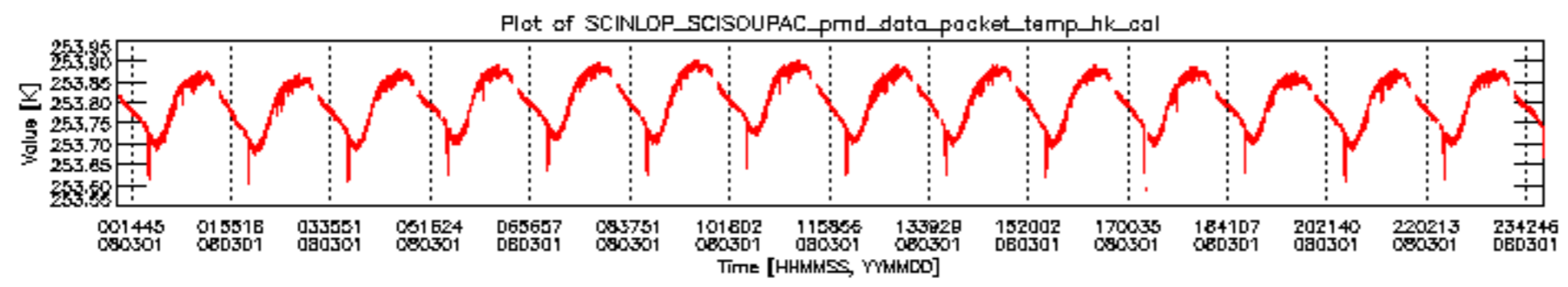
sciamachy_daily_report_level0_KSPT_L0_4303_N_20080301_5.PNG

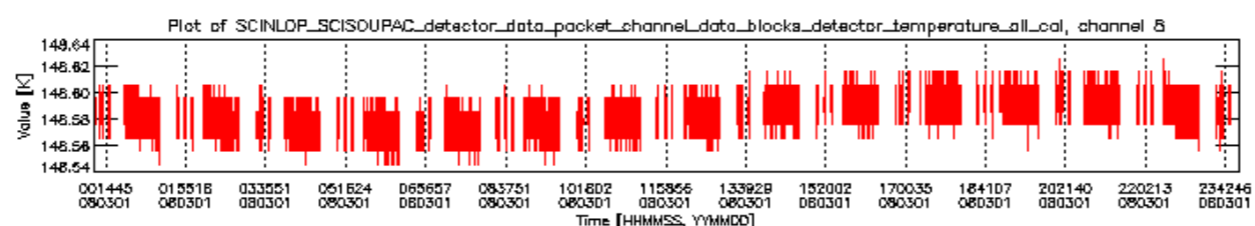
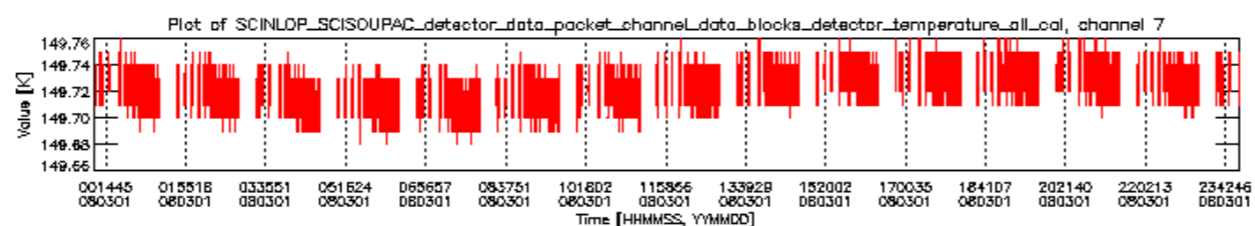
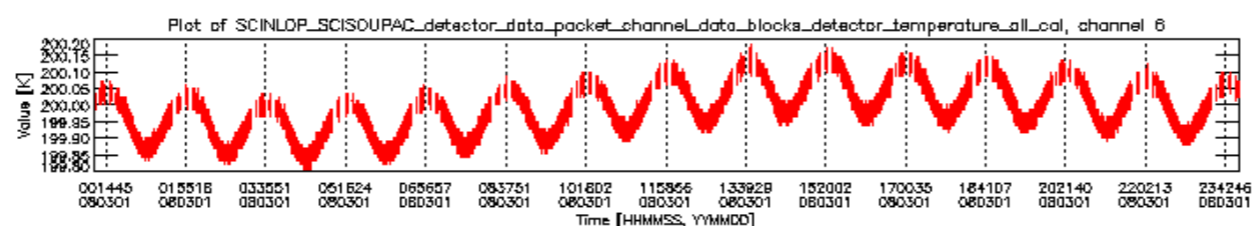
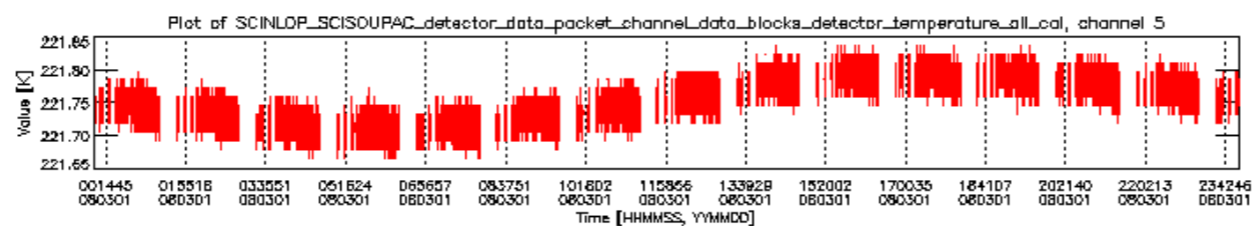
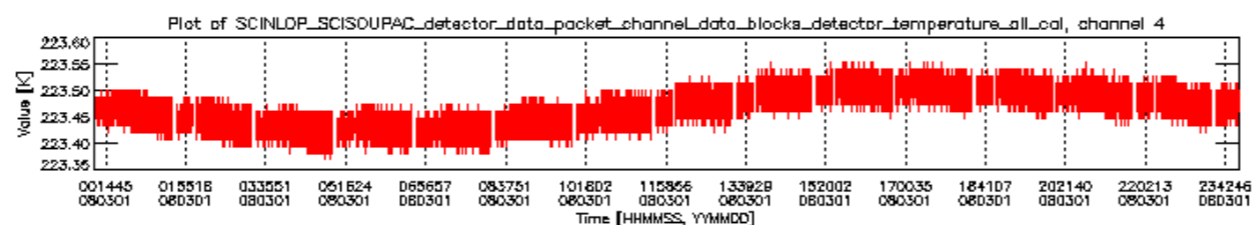
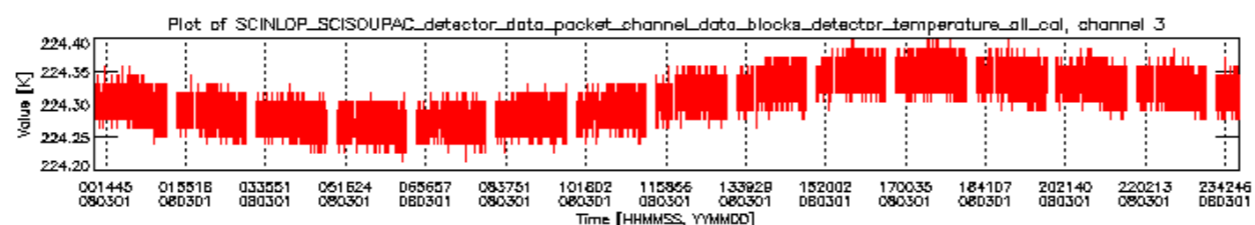
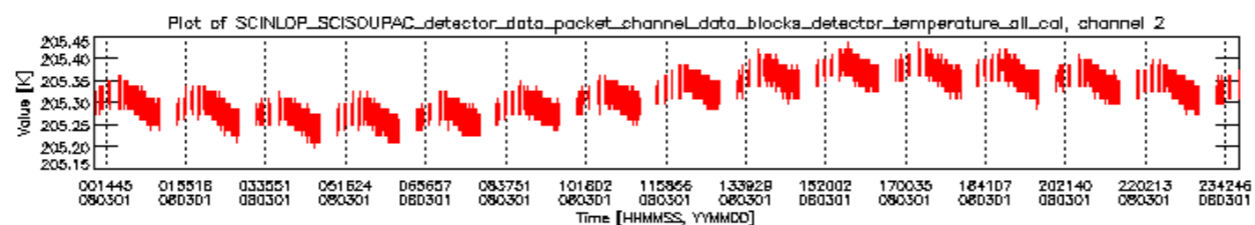
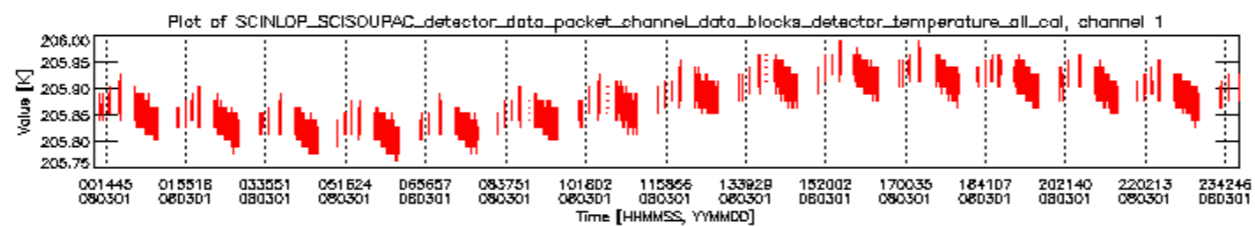


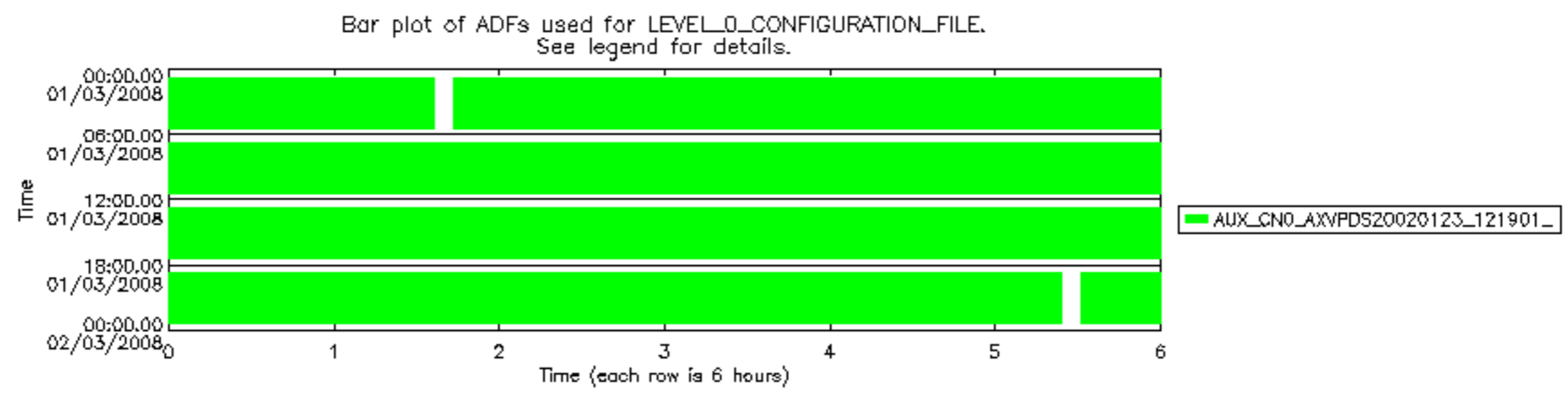












Bar plot of ADFs used for ORBIT_STATE_VECTOR_FILE.
See legend for details.

