

0. SCIAMACHY Daily Report for level 0 products

[0.1 General Info](#)

[0.2 Product Quality Indicators](#)

[0.3 State monitoring](#)

[0.4 ADF monitoring](#)

0.1 General Info

This report contains a daily analysis on parameters extracted from SCIAMACHY level 0 data (The SCI_NL__0P product).

0.1.1 Report summary

The table below shows general characteristics of the data that are included into this report.

Item	Value
Report version	v1.3 20060731
Time of report generation	17JAN2008 10:15:38
Data source version	KSPT_L0/4302-N
Processing scope for products	16JAN2008 00:00:00 to 17JAN2008 00:00:00
Start time of first product within scope	16JAN2008 06:30:52
Stop time of last product within scope	16JAN2008 16:10:41
Total number of level 0 products	7
Number of level 0 products with errors	0

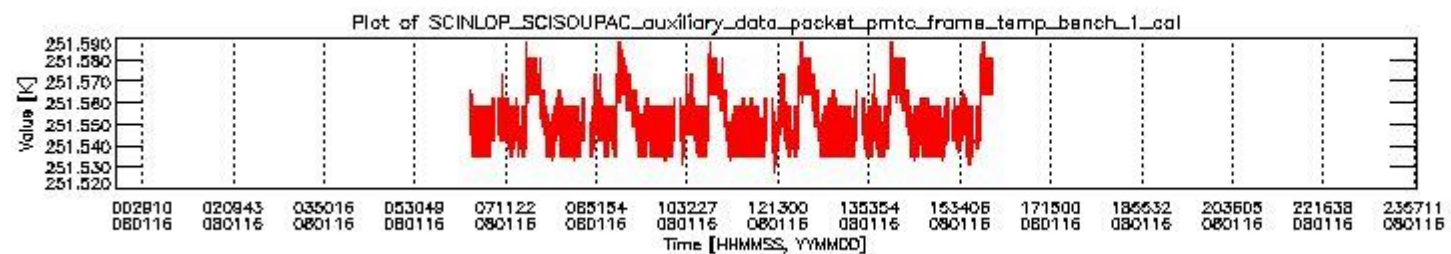
0.1.2 Summary per product

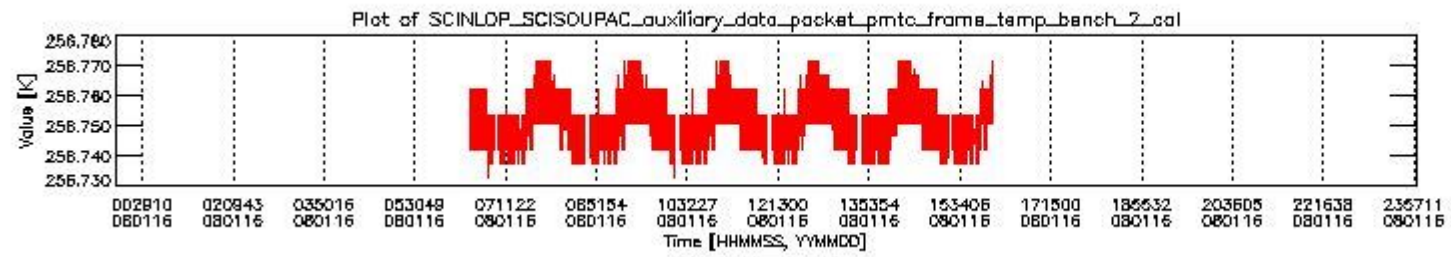
The following table shows a summary for each product used in this report.

#	Product name	Start time	Stop time	Prod err	ISP err sign	ISP miss sign	ISP disc sign	rs sign
0	SCI_NL__0PNPDK20080116_063052_000041132065_00120_30735_7142.N1	16JAN2008 06:30:52	16JAN2008 07:39:25	0	0	0	0	0
1	SCI_NL__0PNPDK20080116_073829_000060912065_00121_30736_7143.N1	16JAN2008 07:38:29	16JAN2008 09:20:01	0	0	0	0	0
2	SCI_NL__0PNPDK20080116_091852_000060482065_00122_30737_7144.N1	16JAN2008 09:18:52	16JAN2008 10:59:41	0	0	0	0	0
3	SCI_NL__0PNPDK20080116_105832_000060912065_00123_30738_7145.N1	16JAN2008 10:58:32	16JAN2008 12:40:04	0	0	0	0	0
4	SCI_NL__0PNPDK20080116_123908_000059242065_00124_30739_7146.N1	16JAN2008 12:39:08	16JAN2008 14:17:52	0	0	0	0	0
5	SCI_NL__0PNPDK20080116_141656_000058982065_00125_30740_7147.N1	16JAN2008 14:16:56	16JAN2008 15:55:13	0	0	0	0	0
6	SCI_NL__0PNPDK20080116_155513_000009282065_00126_30741_7148.N1	16JAN2008 15:55:13	16JAN2008 16:10:41	0	0	0	0	0

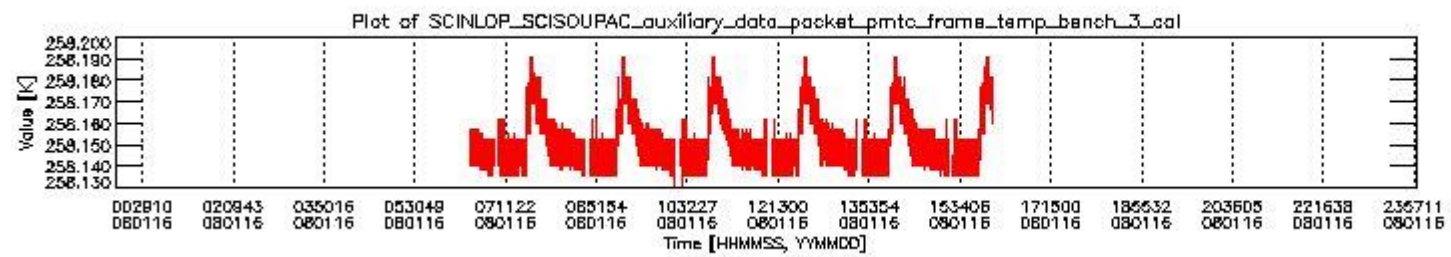
0.2 Product Quality Indicators

This section shows information about product quality, currently temperatures.

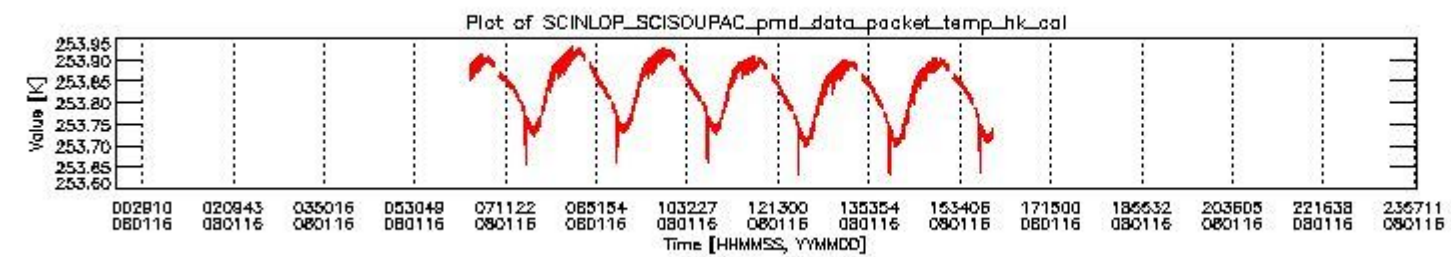




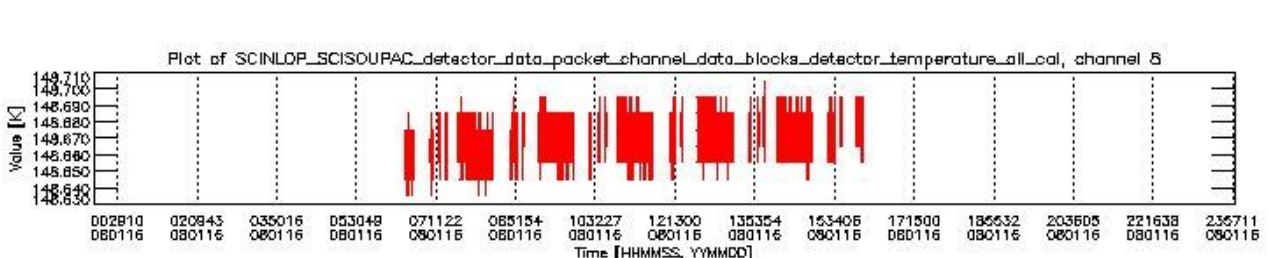
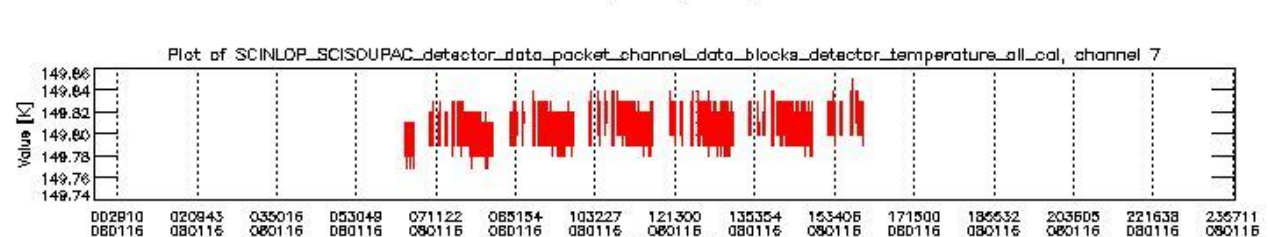
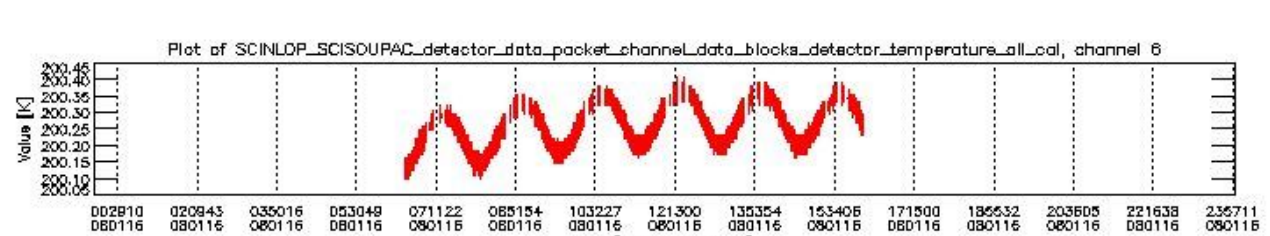
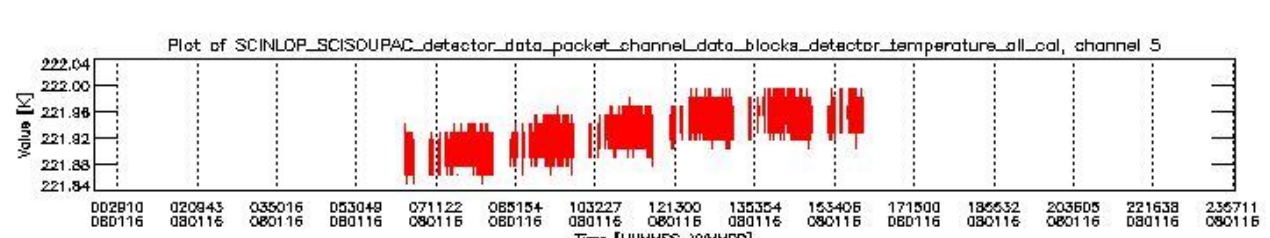
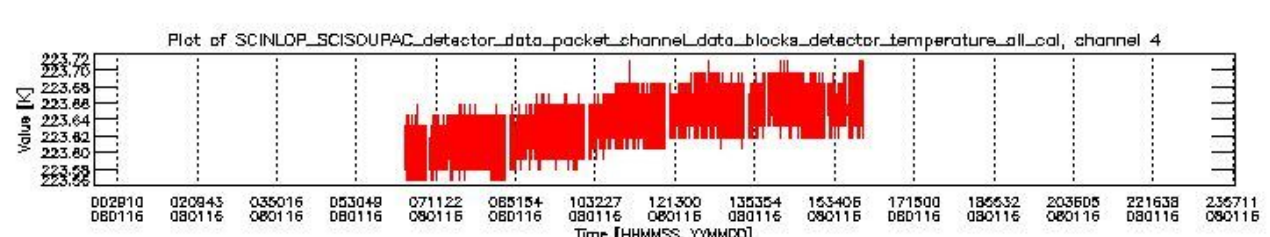
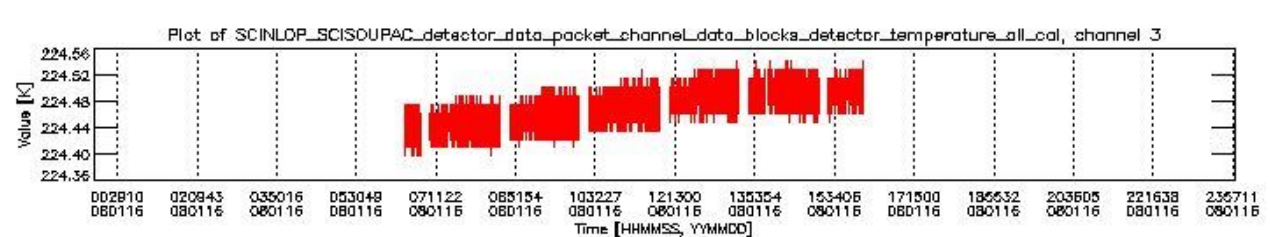
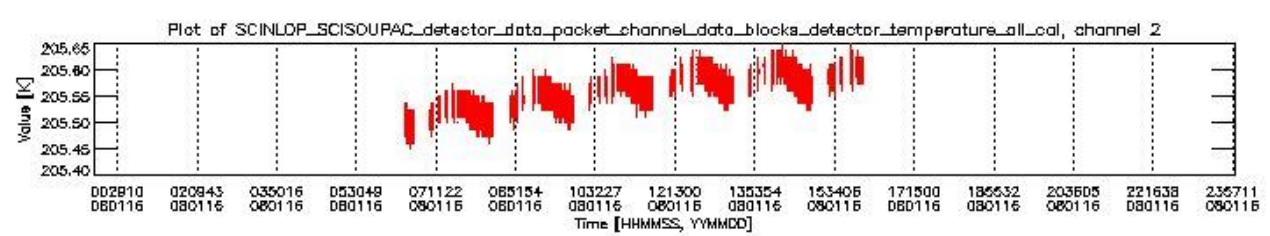
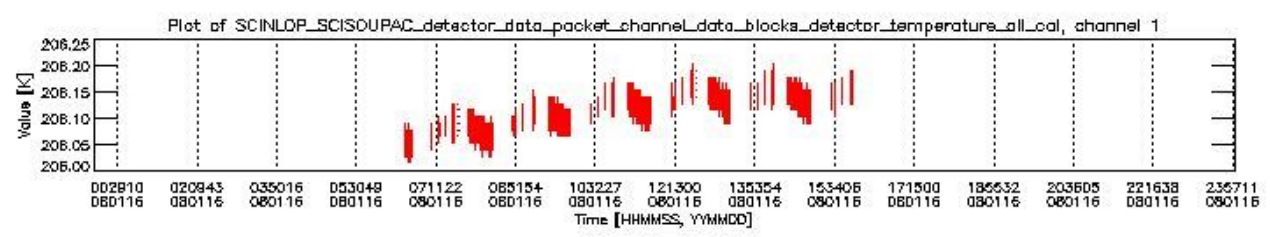
sciamachy_daily_report_level0_KSPT_L0_4302_N_20080116_1.PNG



sciamachy_daily_report_level0_KSPT_L0_4302_N_20080116_2.PNG



sciamachy_daily_report_level0_KSPT_L0_4302_N_20080116_3.PNG



0.3 State monitoring

No instrument tracking information available. This section gives an analysis of the DMOP execution. The execution is monitored by assigning various activities to timeline sequences found in the DMOP file, and by checking where "NEW" datasets are available in SCI_NL__1P products.

(No DMOP data available for this processing scope)

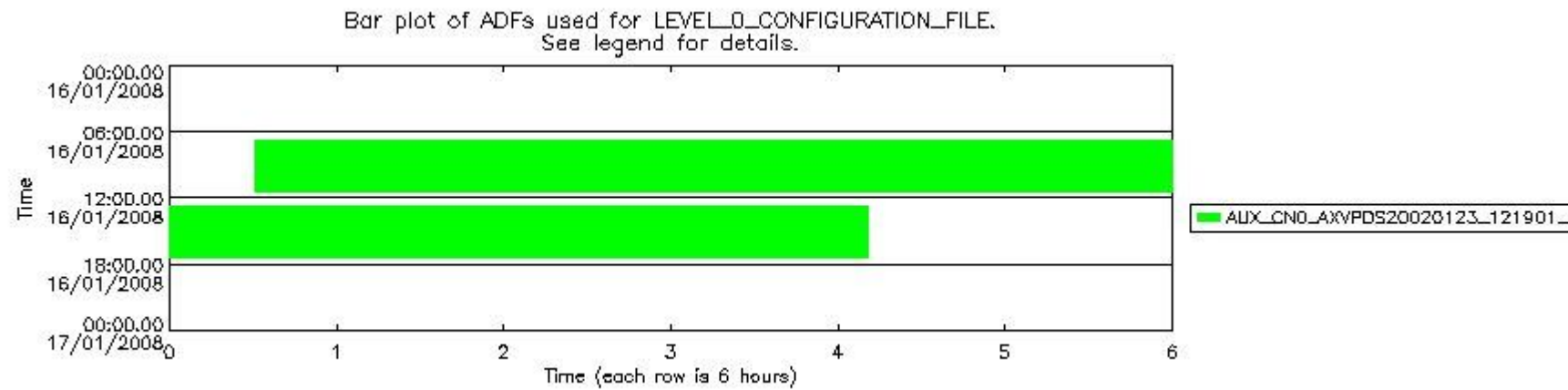
0.4 ADF monitoring

This section shows the (variation in) ADFs used for each of the products. It consists of:

- A table showing which ADFs were used for processing (red values indicate that multiple ADFs of the same type were used)
- Various time line plots, one for each ADF, which show when which ADF was used.

If multiple ADFs of a single type were used, these are marked **red** in the table.

Number	ADF
	CNO (LEVEL_0_CONFIGURATION_FILE)
0	AUX_CNO_AXVPDS20020123_121901_20020101_000000_20200101_000000
	FPO (ORBIT_STATE_VECTOR_FILE)
1	AUX_FPO_AXVPDS20080115_010111_20080114_195847_20080124_212501
2	AUX_FPO_AXVPDS20080116_120112_20080115_192710_20080125_205324



sciamachy_daily_report_level0_KSPT_L0_4302_N_20080116_5.PNG

