

0. SCIAMACHY Daily Report for level 0 products

[0.1 General Info](#)

[0.2 Product Quality Indicators](#)

[0.3 State monitoring](#)

[0.4 ADF monitoring](#)

0.1 General Info

This report contains a daily analysis on parameters extracted from SCIAMACHY level 0 data (The SCI_NL__0P product).

0.1.1 Report summary

The table below shows general characteristics of the data that are included into this report.

Item	Value
Report version	v1.3 20060731
Time of report generation	10APR2008 08:21:28
Data source version	KSPT_L0/4302-N
Processing scope for products	18APR2007 00:00:00 to 19APR2007 00:00:00
Start time of first product within scope	17APR2007 23:55:42
Stop time of last product within scope	19APR2007 01:06:46
Total number of level 0 products	14
Number of level 0 products with errors	4

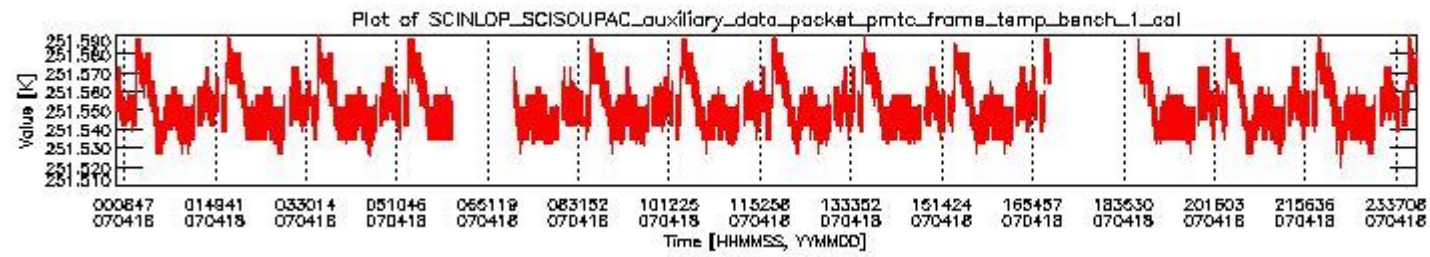
0.1.2 Summary per product

The following table shows a summary for each product used in this report.

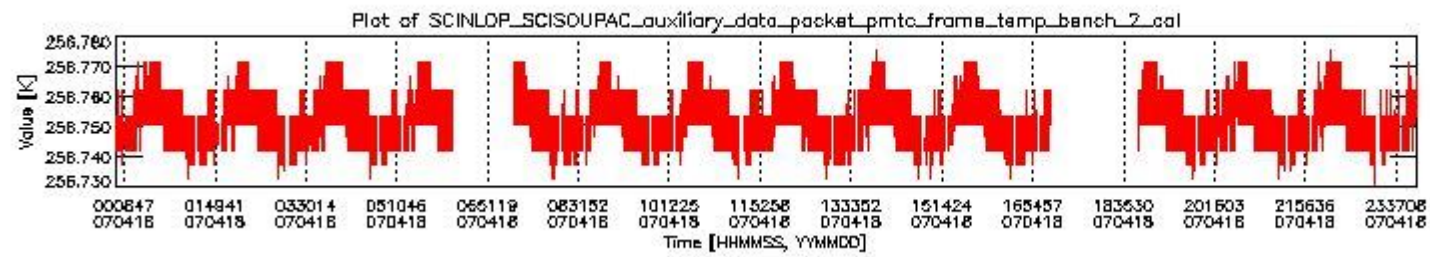
#	Product name	Start time	Stop time	Prod err	ISP err sign	ISP miss sign	ISP disc sign	rs sign
0	SCI_NL__OPNPDE20070417_235542_000060402057_00216_26823_4373.N1	17APR2007 23:55:42	18APR2007 01:36:22	0	0	0	0	0
1	SCI_NL__OPNPDE20070418_013549_000044222057_00217_26824_4374.N1	18APR2007 01:35:49	18APR2007 02:49:30	0	0	0	0	0
2	SCI_NL__OPNPDE20070418_024822_000062142057_00218_26825_4375.N1	18APR2007 02:48:22	18APR2007 04:31:56	0	0	0	0	0
3	SCI_NL__OPNPDE20070418_043100_000060232057_00219_26826_4376.N1	18APR2007 04:31:00	18APR2007 06:11:23	0	0	0	0	0
4	SCI_NL__OPNPDK20070418_071900_000061472057_00221_26828_4569.N1	18APR2007 07:19:00	18APR2007 09:01:28	0	0	0	0	0
5	SCI_NL__OPNPDK20070418_090032_000060362057_00222_26829_4570.N1	18APR2007 09:00:32	18APR2007 10:41:07	0	0	0	0	0
6	SCI_NL__OPNPDK20070418_104107_000059672057_00223_26830_4571.N1	18APR2007 10:41:07	18APR2007 12:20:34	1	0	1	0	0
7	SCI_NL__OPNPDK20070418_121938_000059802057_00224_26831_4572.N1	18APR2007 12:19:38	18APR2007 13:59:18	1	1	0	0	0
8	SCI_NL__OPNPDK20070418_135810_000058432057_00225_26832_4573.N1	18APR2007 13:58:10	18APR2007 15:35:32	0	0	0	0	0
9	SCI_NL__OPNPDK20070418_153328_000060822057_00226_26833_4574.N1	18APR2007 15:33:28	18APR2007 17:14:49	1	1	1	0	0
10	SCI_NL__OPNPDK20070418_185212_000059052057_00228_26835_4576.N1	18APR2007 18:52:12	18APR2007 20:30:37	1	0	1	0	0
11	SCI_NL__OPNPDE20070418_202941_000045102057_00229_26836_4377.N1	18APR2007 20:29:41	18APR2007 21:44:51	0	0	0	0	0
12	SCI_NL__OPNPDE20070418_214328_000061632057_00229_26836_4378.N1	18APR2007 21:43:28	18APR2007 23:26:11	0	0	0	0	0
13	SCI_NL__OPNPDE20070418_232443_000061232057_00230_26837_4379.N1	18APR2007 23:24:43	19APR2007 01:06:46	0	0	0	0	0

0.2 Product Quality Indicators

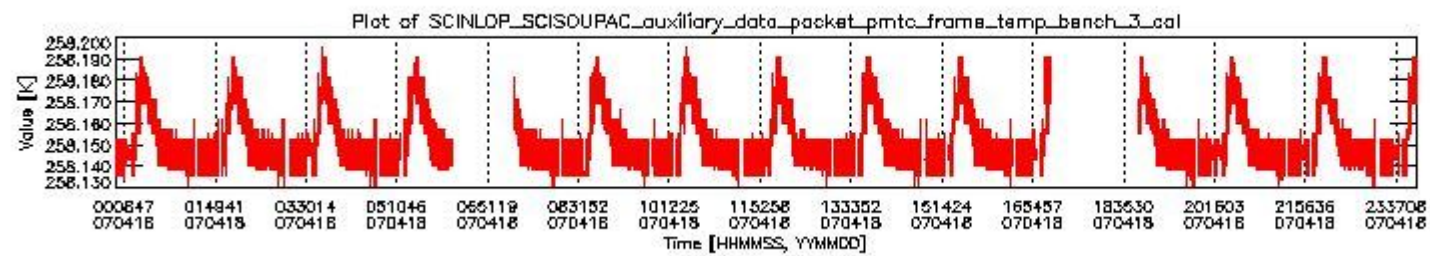
This section shows information about product quality, currently temperatures.



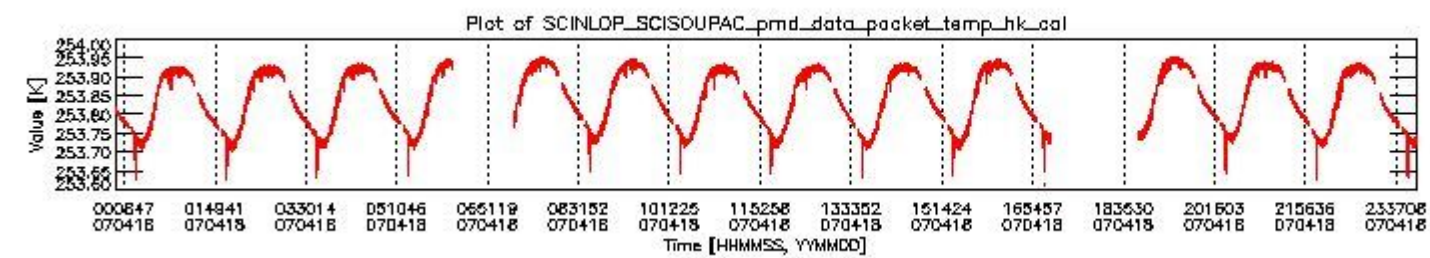
sciamachy_daily_report_level0_KSPT_L0_4302_N_20070418_0.PNG



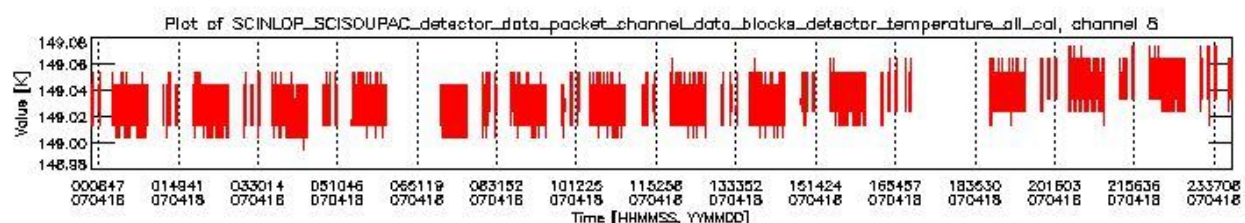
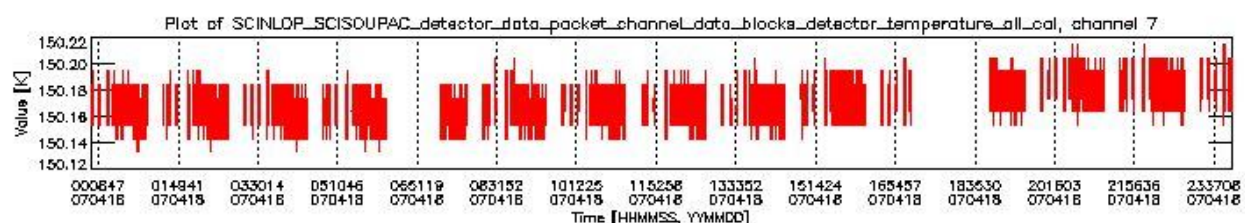
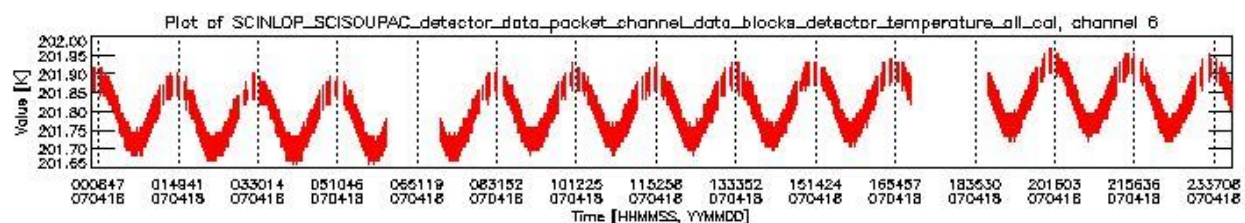
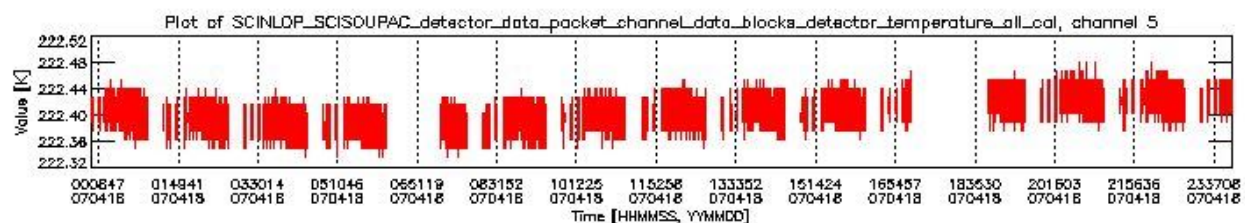
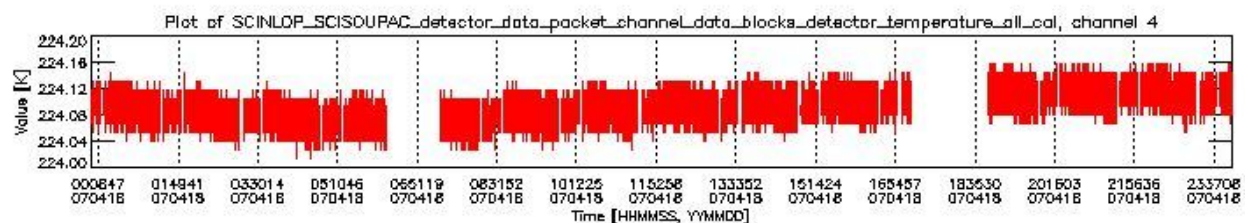
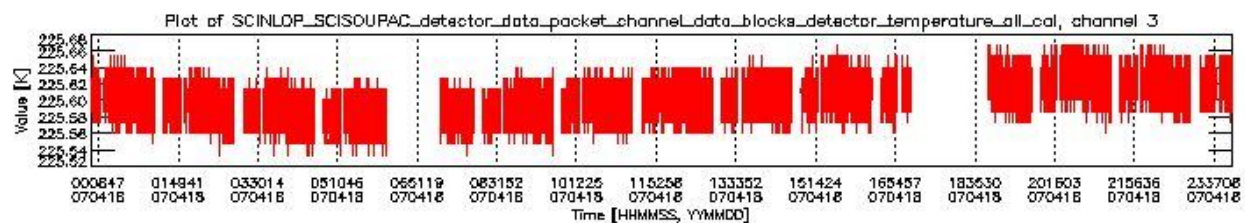
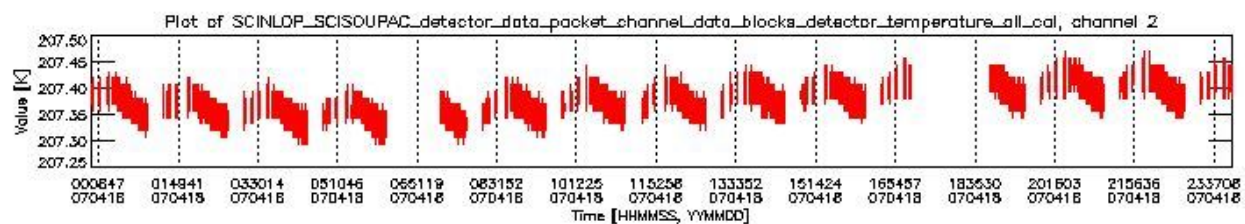
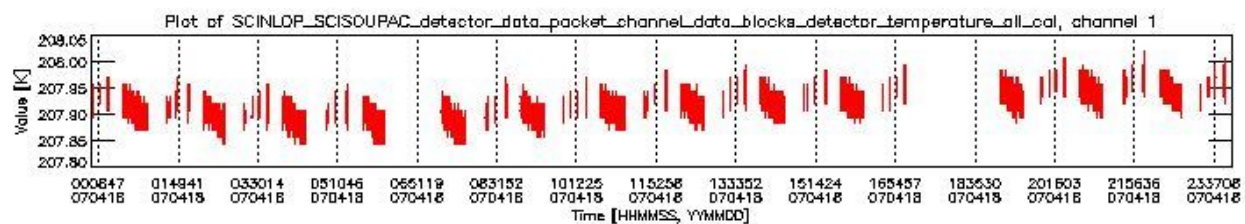
sciamachy_daily_report_level0_KSPT_L0_4302_N_20070418_1.PNG



sciamachy_daily_report_level0_KSPT_L0_4302_N_20070418_2.PNG



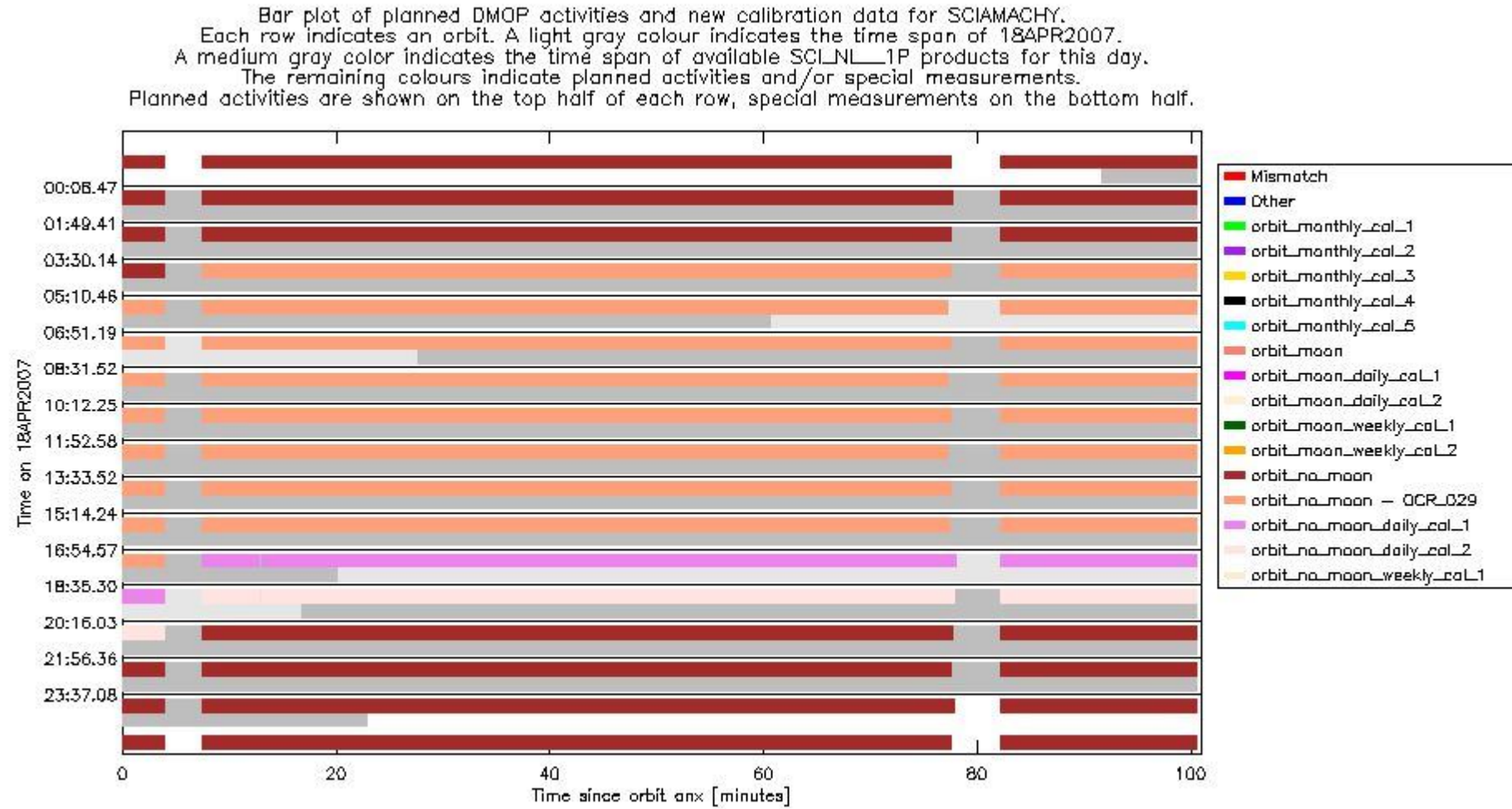
sciamachy_daily_report_level0_KSPT_L0_4302_N_20070418_3.PNG



0.3 State monitoring

No instrument tracking information available. This section gives an analysis of the DMOP execution. The execution is monitored by assigning various activities to timeline sequences found in the DMOP file, and by checking where "NEW" datasets are available in SCI_NL__1P products.

The following plot gives an overview of planned activities and actual state ids in the Level 0 products. The planning is taken from the DMOP files, and interpreted using information from OSDF files.



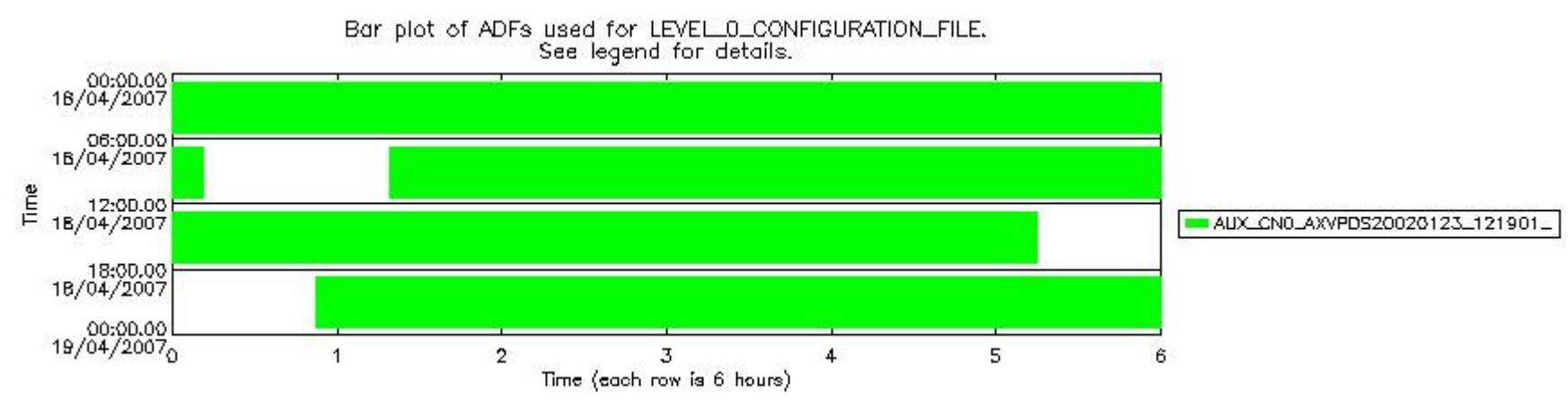
0.4 ADF monitoring

This section shows the (variation in) ADFs used for each of the products. It consists of:

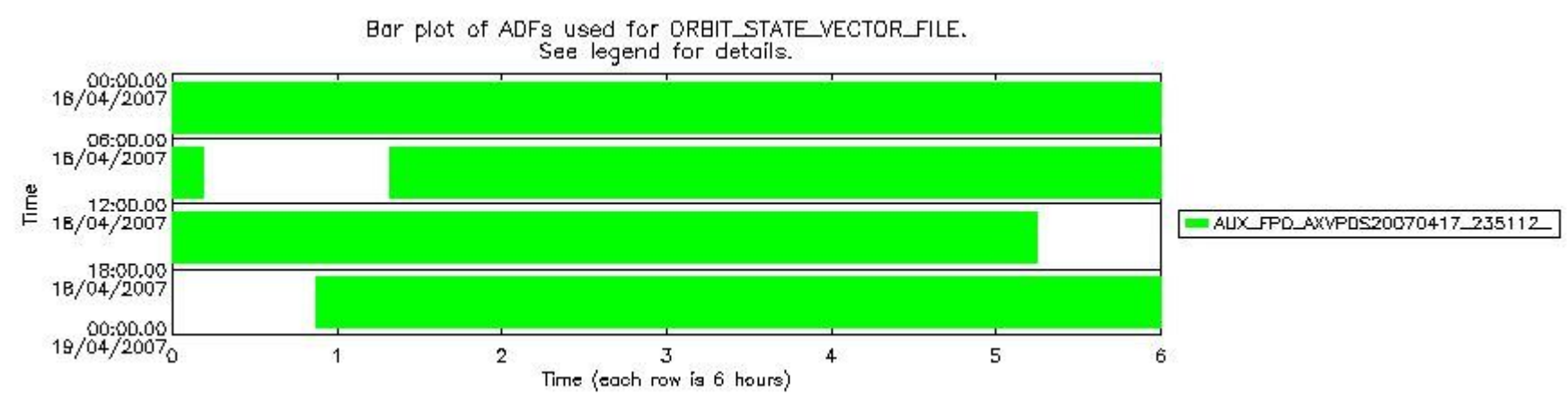
- A table showing which ADFs were used for processing (red values indicate that multiple ADFs of the same type were used)
- Various time line plots, one for each ADF, which show when which ADF was used.

If multiple ADFs of a single type were used, these are marked **red** in the table.

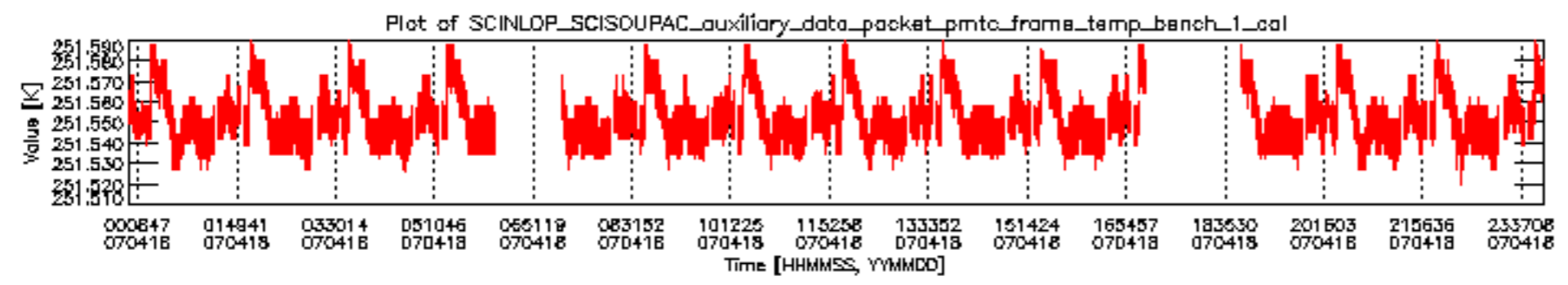
Number	ADF
	CNO (LEVEL_0_CONFIGURATION_FILE)
0	AUX_CNO_AXVPDS20020123_121901_20020101_000000_20200101_000000
	FPO (ORBIT_STATE_VECTOR_FILE)
1	AUX_FPO_AXVPDS20070417_235112_20070417_190705_20070427_203320

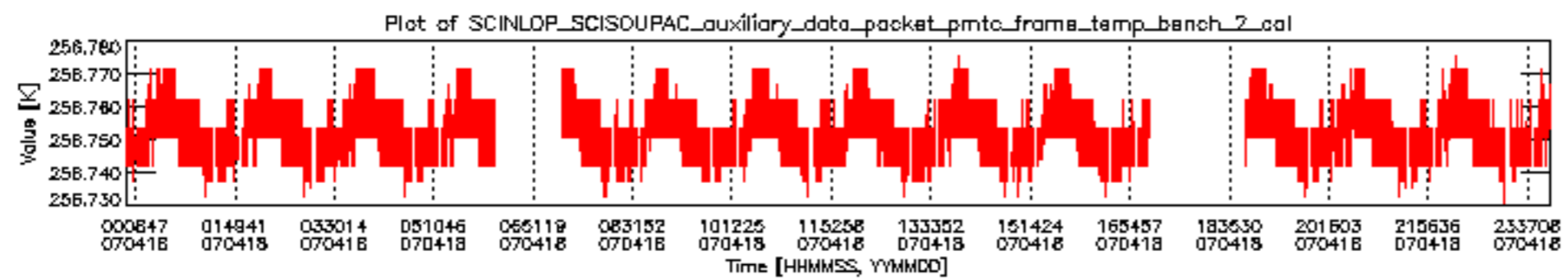


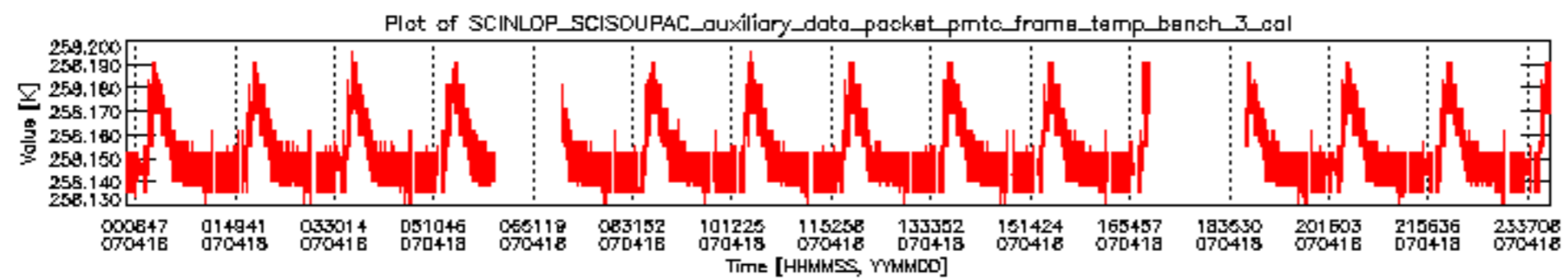
sciamachy_daily_report_level0_KSPT_L0_4302_N_20070418_6.PNG

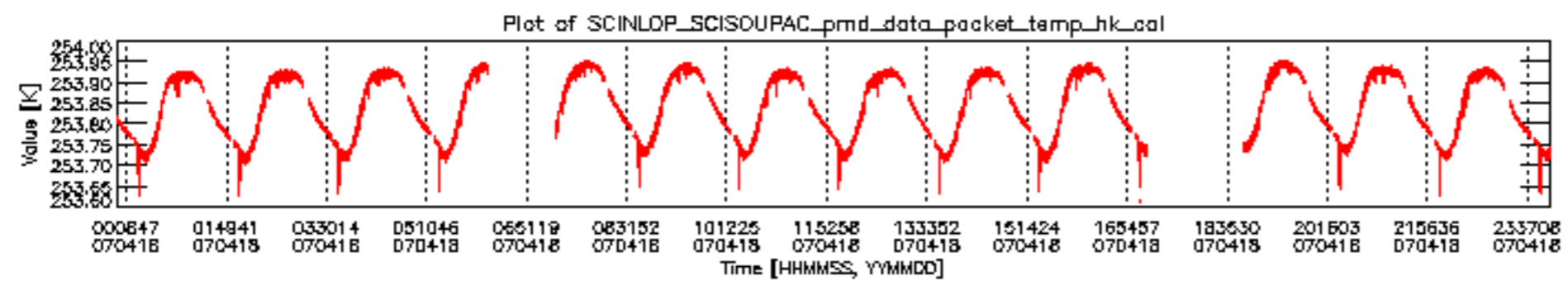


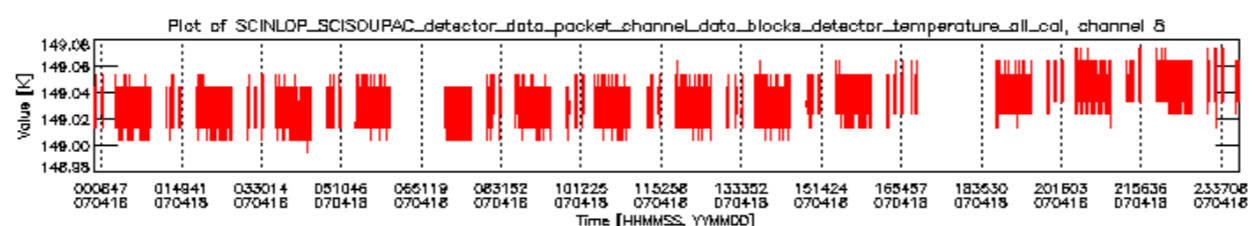
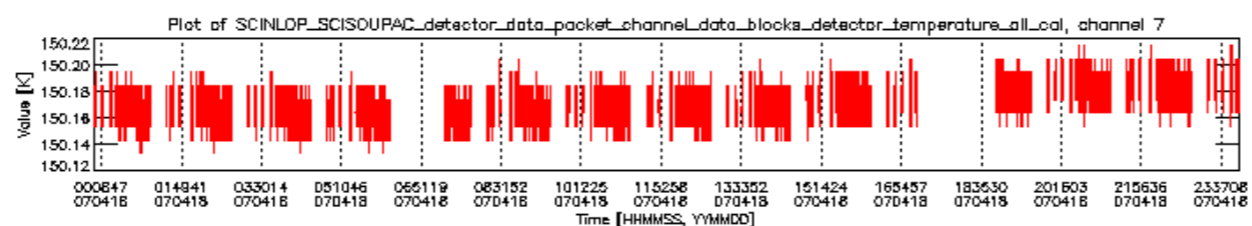
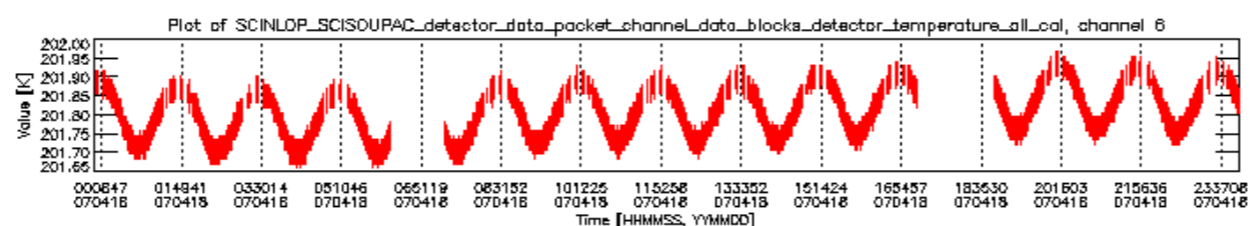
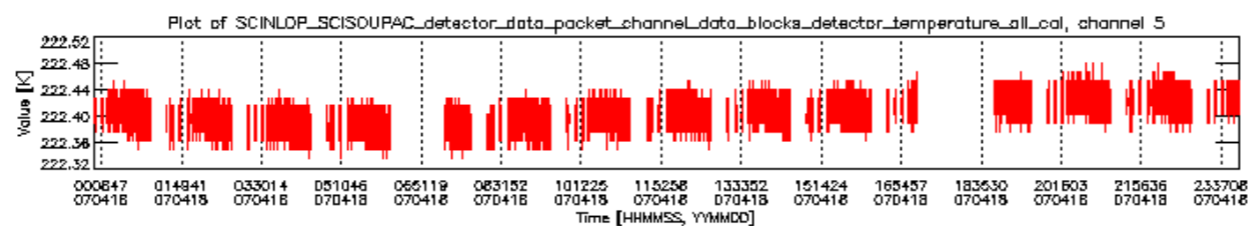
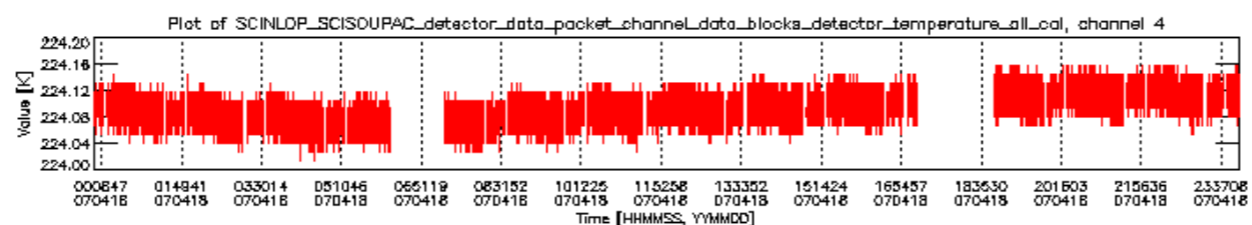
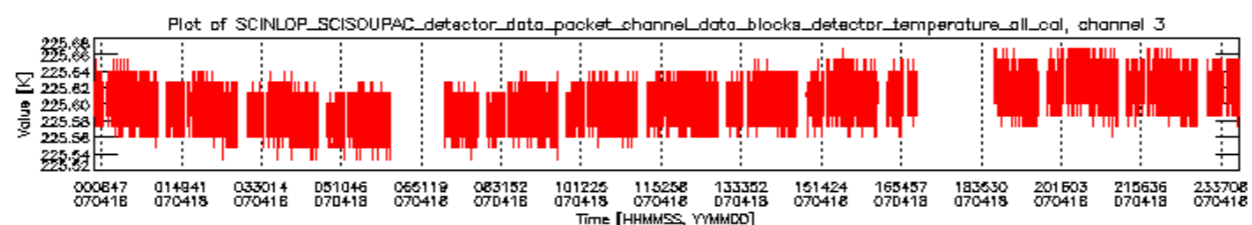
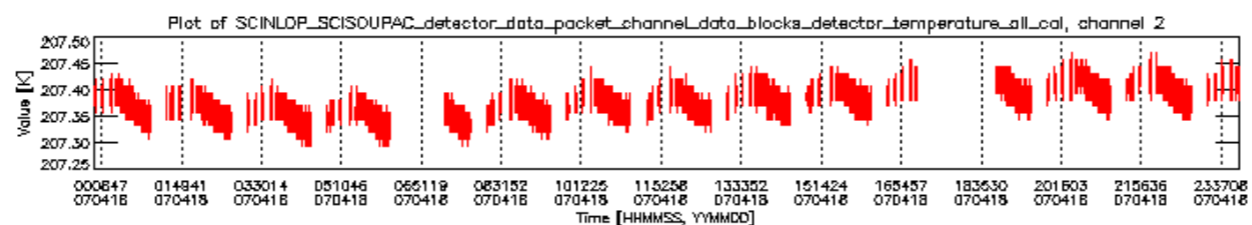
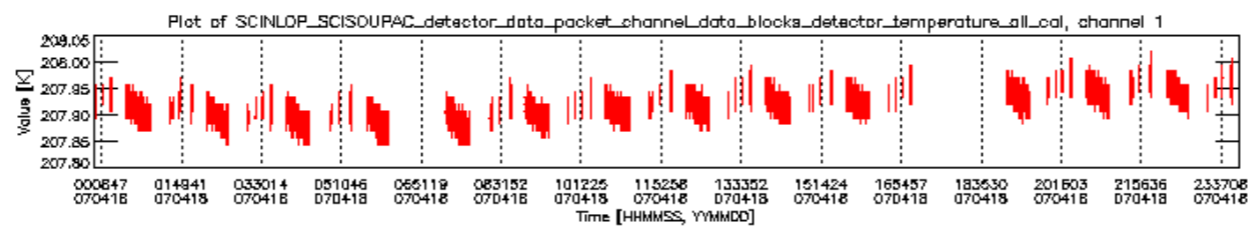
sciamachy_daily_report_level0_KSPT_L0_4302_N_20070418_7.PNG











Bar plot of planned DMOP activities and new calibration data for SCIAMACHY.
 Each row indicates an orbit. A light gray colour indicates the time span of 18APR2007.
 A medium gray color indicates the time span of available SCI_NL_1P products for this day.
 The remaining colours indicate planned activities and/or special measurements.
 Planned activities are shown on the top half of each row, special measurements on the bottom half.

