

0. SCIAMACHY Daily Report for level 0 products

[0.1 General Info](#)

[0.2 Product Quality Indicators](#)

[0.3 State monitoring](#)

[0.4 ADF monitoring](#)

0.1 General Info

This report contains a daily analysis on parameters extracted from SCIAMACHY level 0 data (The SCI_NL__0P product).

0.1.1 Report summary

The table below shows general characteristics of the data that are included into this report.

Item	Value
Report version	v1.3 20060731
Time of report generation	30NOV2006 03:35:12
Data source version	PFHS/5.37-N
Processing scope for products	26NOV2006 00:00:00 to 27NOV2006 00:00:00
Start time of first product within scope	26NOV2006 06:04:38
Stop time of last product within scope	26NOV2006 20:23:53
Total number of level 0 products	9
Number of level 0 products with errors	9

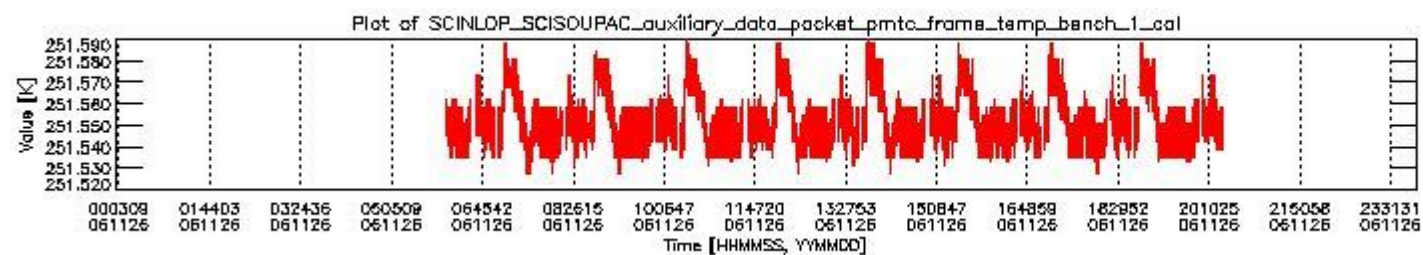
0.1.2 Summary per product

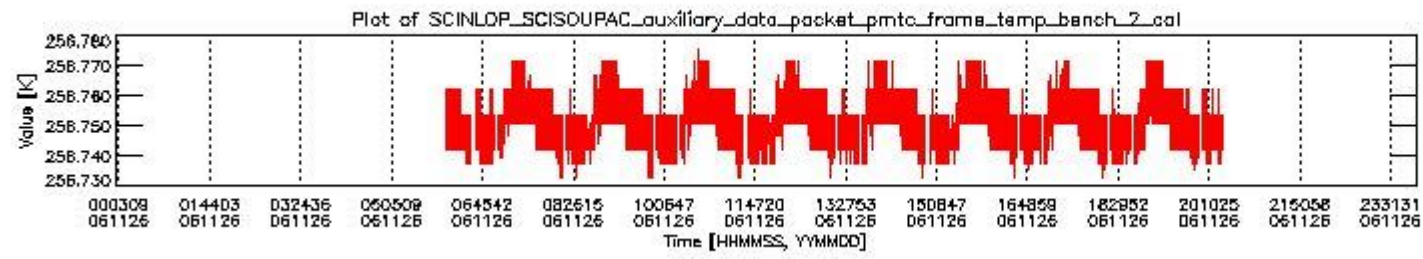
The following table shows a summary for each product used in this report.

#	Product name	Start time	Stop time	Prod err	ISP err sign	ISP miss sign	ISP disc sign	rs sign
0	SCI_NL__0PNPDK20061126_060438_000041692053_00177_24780_1489.N1	26NOV2006 06:04:38	26NOV2006 07:14:08	1	0	1	0	0
1	SCI_NL__0PNPDK20061126_071259_000061042053_00178_24781_1490.N1	26NOV2006 07:12:59	26NOV2006 08:54:44	1	0	1	0	0
2	SCI_NL__0PNPDK20061126_085348_000060232053_00179_24782_1491.N1	26NOV2006 08:53:48	26NOV2006 10:34:11	1	0	1	0	0
3	SCI_NL__0PNPDK20061126_103315_000060362053_00180_24783_1492.N1	26NOV2006 10:33:15	26NOV2006 12:13:51	1	0	1	0	0
4	SCI_NL__0PNPDK20061126_121200_000060922053_00181_24784_1493.N1	26NOV2006 12:12:00	26NOV2006 13:53:32	1	0	1	0	0
5	SCI_NL__0PNPDK20061126_135236_000058422053_00182_24785_1494.N1	26NOV2006 13:52:36	26NOV2006 15:29:58	1	0	1	0	0
6	SCI_NL__0PNPDK20061126_152958_000059792053_00183_24786_1495.N1	26NOV2006 15:29:58	26NOV2006 17:09:38	1	0	1	0	0
7	SCI_NL__0PNPDK20061126_170746_000056912053_00184_24787_1496.N1	26NOV2006 17:07:46	26NOV2006 18:42:37	1	0	1	0	0
8	SCI_NL__0PNPDK20061126_184726_000057862053_00185_24788_1497.N1	26NOV2006 18:47:26	26NOV2006 20:23:53	1	0	1	0	0

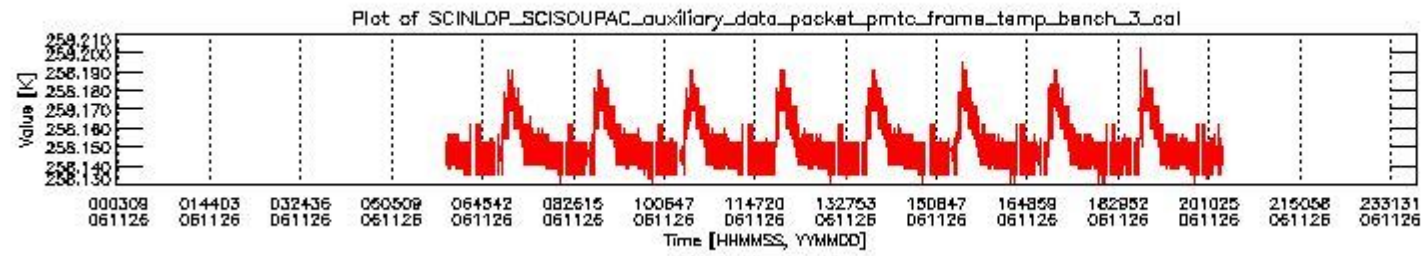
0.2 Product Quality Indicators

This section shows information about product quality, currently temperatures.

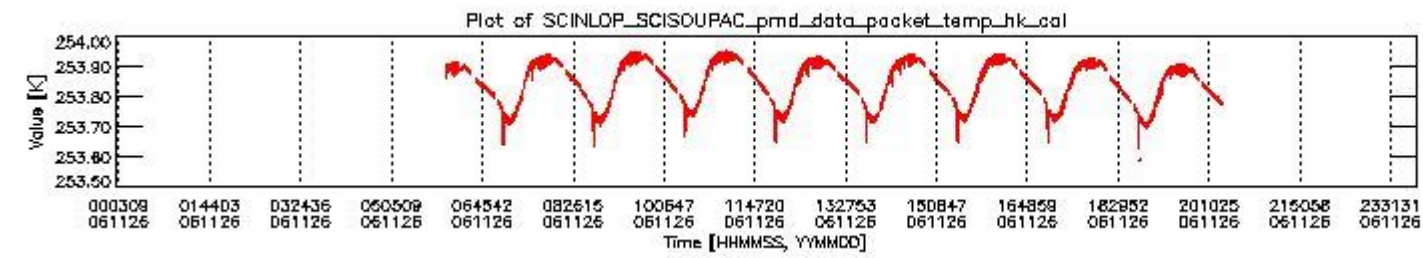




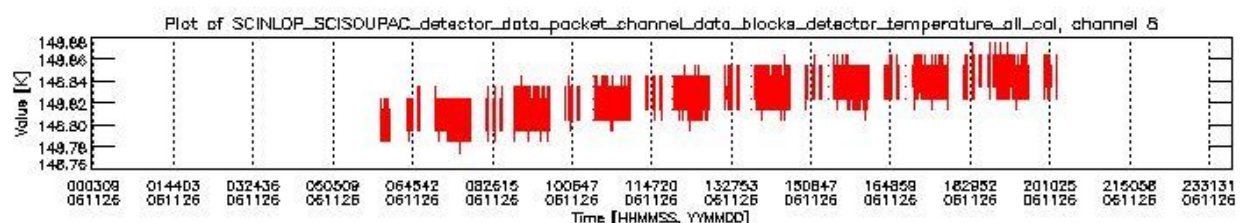
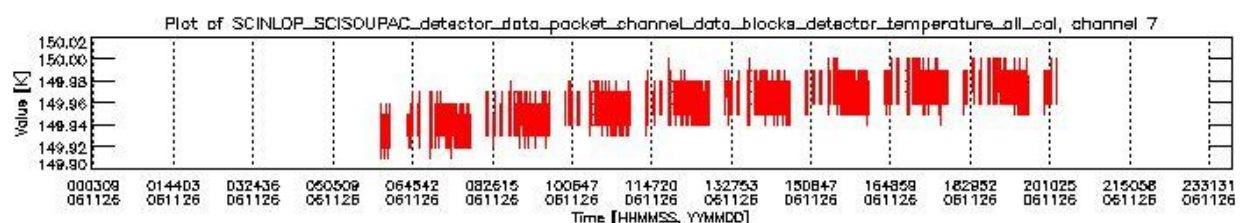
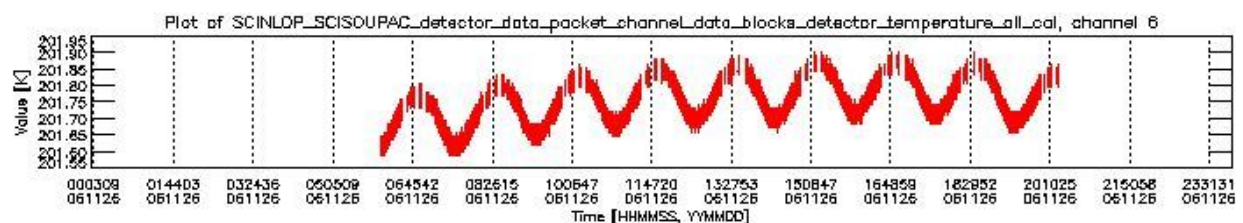
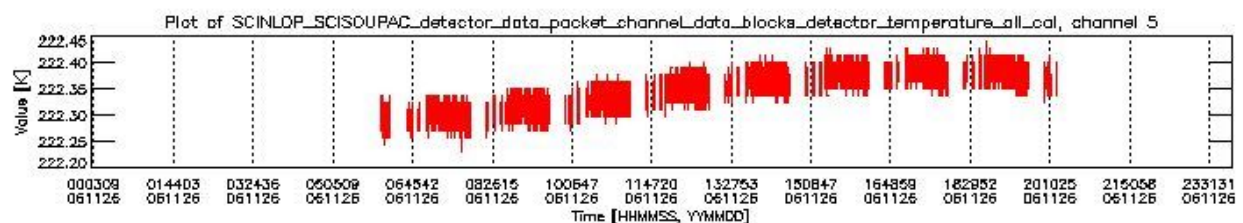
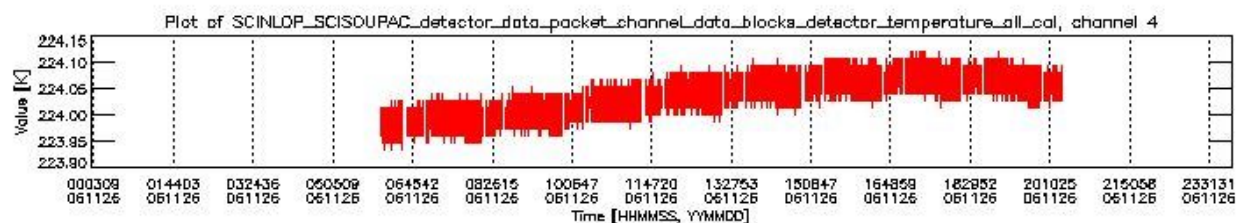
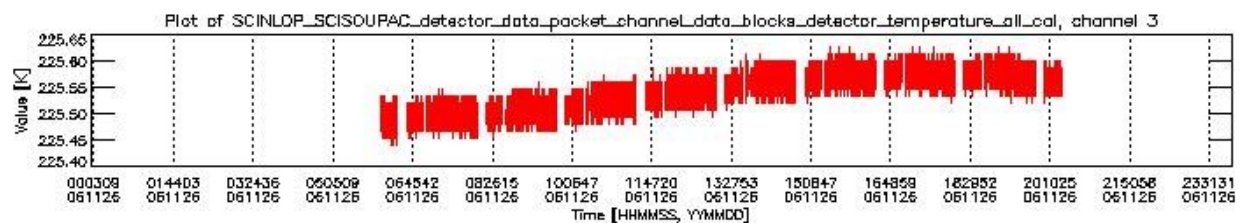
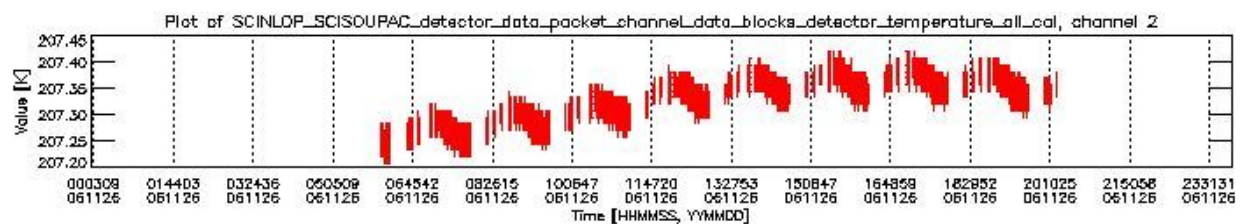
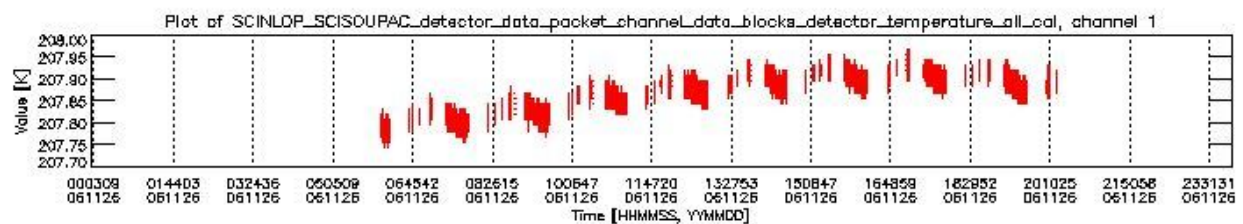
sciamachy_daily_report_level0_PFHS_5_37_N_20061126_1.PNG



sciamachy_daily_report_level0_PFHS_5_37_N_20061126_2.PNG



sciamachy_daily_report_level0_PFHS_5_37_N_20061126_3.PNG

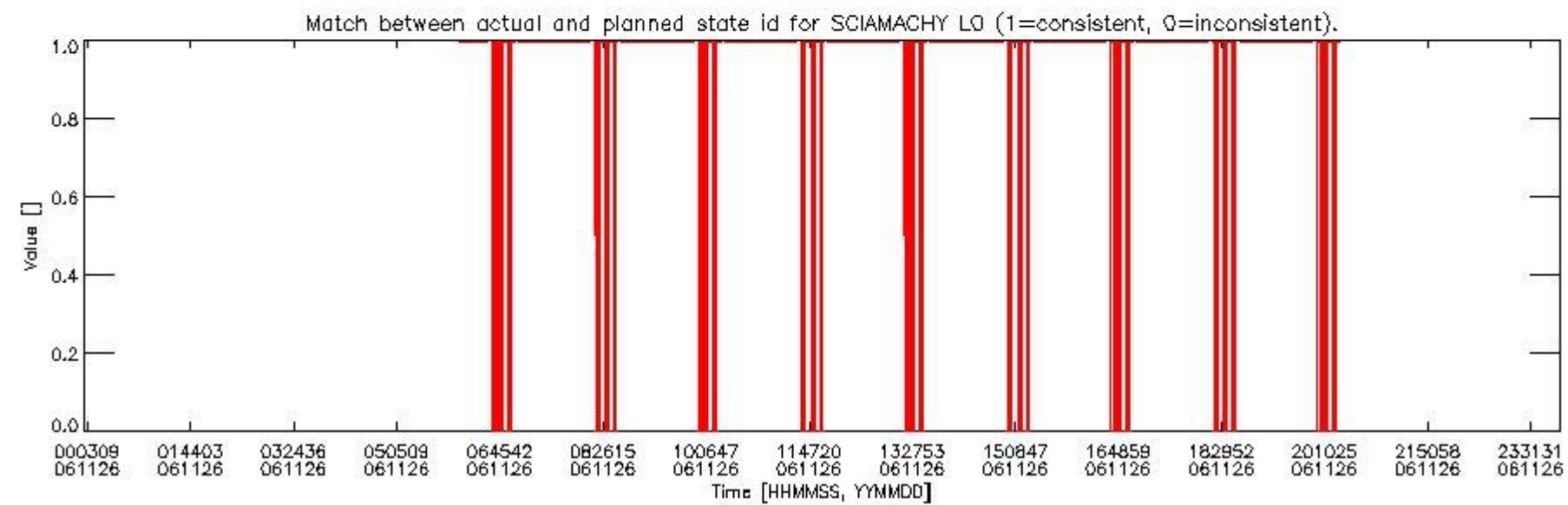
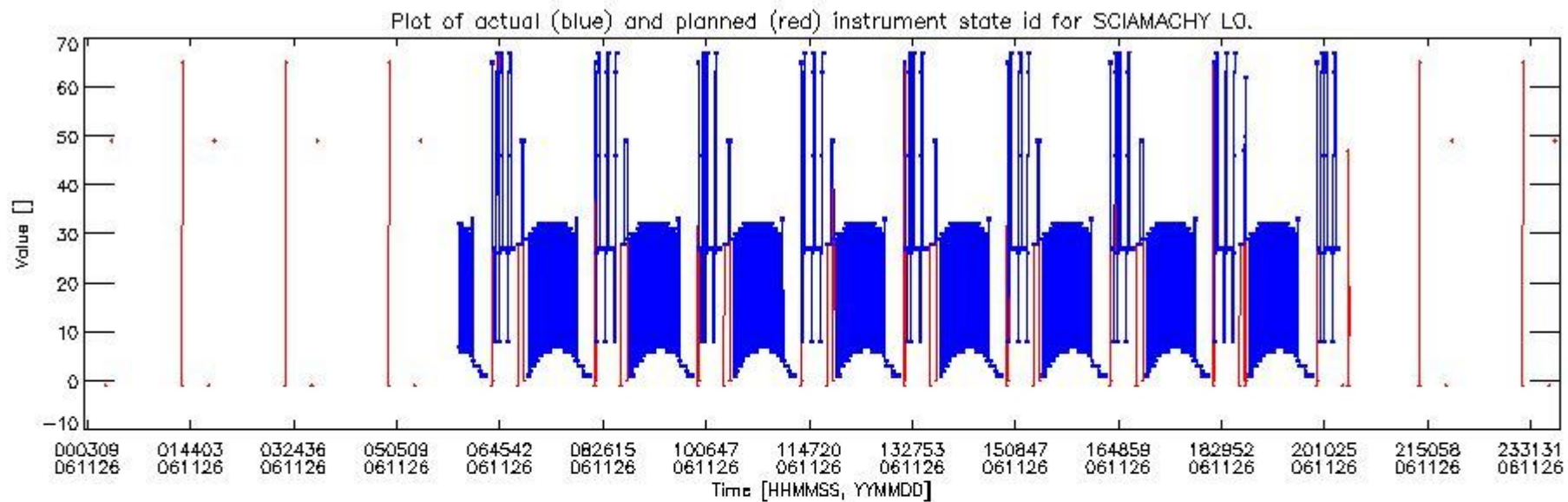


0.3 State monitoring

The following section shows a comparison of modelled instrument state (as calculated by the DMOP planning files and using CTI tables to derive state) and the measured state variables from the L0 product (the SCINL0P_SCISOUPAC_state_id variable).

Total number of faults: **158**

#	Actual time	Actual value	Planned time	Planned value
0	26NOV2006 06:38:23.628905	27	26NOV2006 06:38:23.628905	0
1	26NOV2006 06:40:35.804652	8	26NOV2006 06:40:35.804652	27
2	26NOV2006 06:41:19.363257	26	26NOV2006 06:41:19.363257	8
3	26NOV2006 06:41:52.917933	46	26NOV2006 06:41:52.917933	26
4	26NOV2006 06:42:06.480442	63	26NOV2006 06:42:06.480442	46
5	26NOV2006 06:42:40.039021	67	26NOV2006 06:42:40.039021	63
6	26NOV2006 06:44:03.597610	8	26NOV2006 06:44:03.597610	67
7	26NOV2006 06:44:47.156215	26	26NOV2006 06:44:47.156215	8
8	26NOV2006 06:45:20.718697	46	26NOV2006 06:45:20.718697	26
9	26NOV2006 06:45:34.277304	63	26NOV2006 06:45:34.277304	46
10	26NOV2006 06:46:07.831980	67	26NOV2006 06:46:07.831980	63
11	26NOV2006 06:47:31.398374	27	26NOV2006 06:47:31.398374	67
12	26NOV2006 06:52:39.808530	8	26NOV2006 06:52:39.808530	27
13	26NOV2006 06:53:23.367135	26	26NOV2006 06:53:23.367135	8
14	26NOV2006 06:53:56.921811	46	26NOV2006 06:53:56.921811	26
15	26NOV2006 06:54:10.480378	63	26NOV2006 06:54:10.480378	46
16	26NOV2006 06:54:44.042899	67	26NOV2006 06:54:44.042899	63
17	26NOV2006 06:56:07.605391	27	26NOV2006 06:56:07.605391	67
18	26NOV2006 08:18:59.839496	8	26NOV2006 08:18:59.839496	0
19	26NOV2006 08:19:43.394198	26	26NOV2006 08:19:43.394198	8

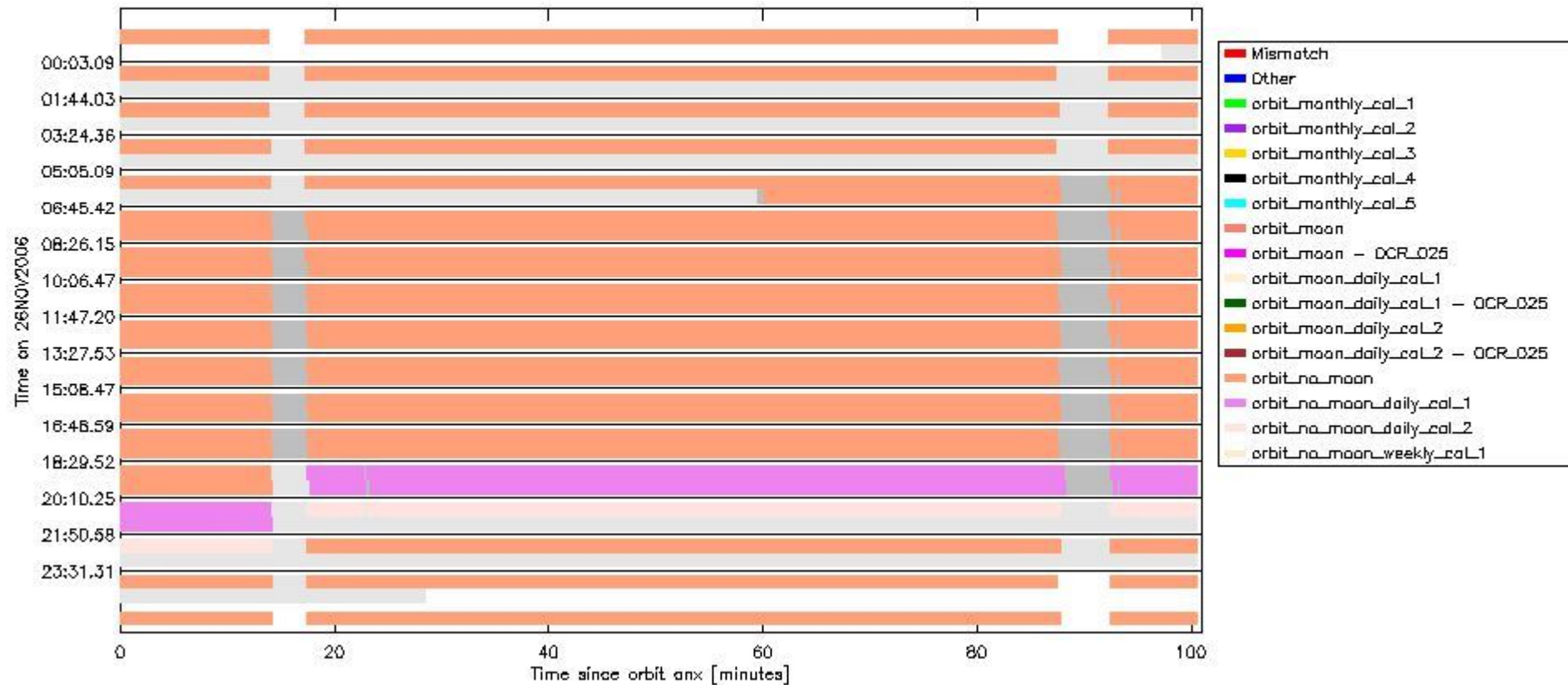


sciamachy_daily_report_level0_PFHS_5_37_N_20061126_5.PNG

This section gives an analysis of the DMOP execution. The execution is monitored by assigning various activities to timeline sequences found in the DMOP file, and by checking where "NEW" datasets are available in SCI_NL__1P products.

The following plot gives an overview of planned activities and actual state ids in the Level 0 products. The planning is taken from the DMOP files, and interpreted using information from OSDF files.

Bar plot of planned DMOP activities and new calibration data for SCIAMACHY.
 Each row indicates an orbit. A light gray colour indicates the time span of 26NOV2006.
 A medium gray color indicates the time span of available SCI_NL_1P products for this day.
 The remaining colours indicate planned activities and/or special measurements.
 Planned activities are shown on the top half of each row, special measurements on the bottom half.



sciamachy_daily_report_level0_PPHS_5_37_N_20061126_6.PNG

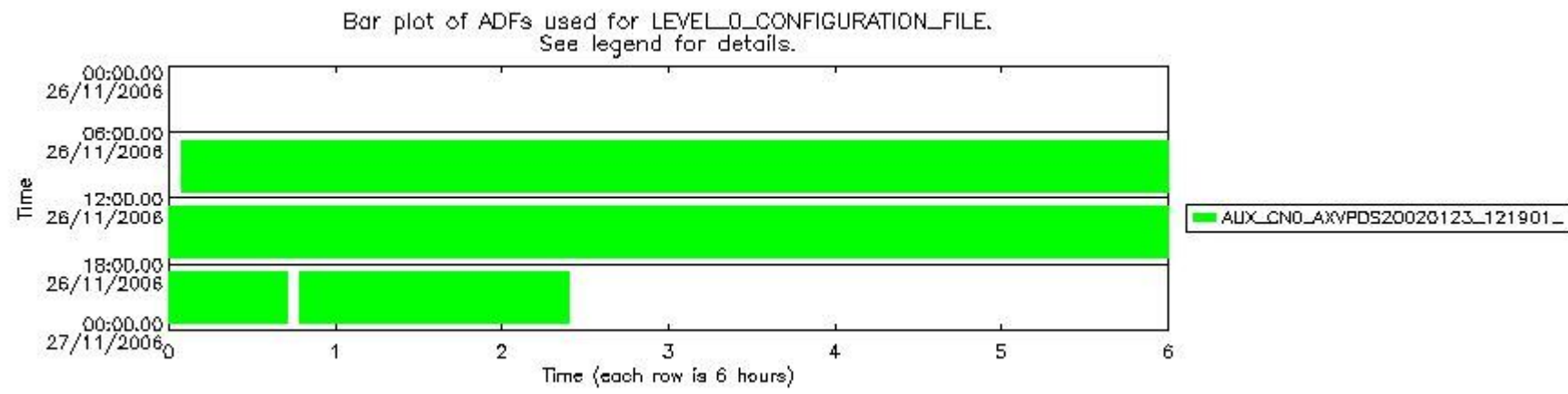
0.4 ADF monitoring

This section shows the (variation in) ADFs used for each of the products. It consists of:

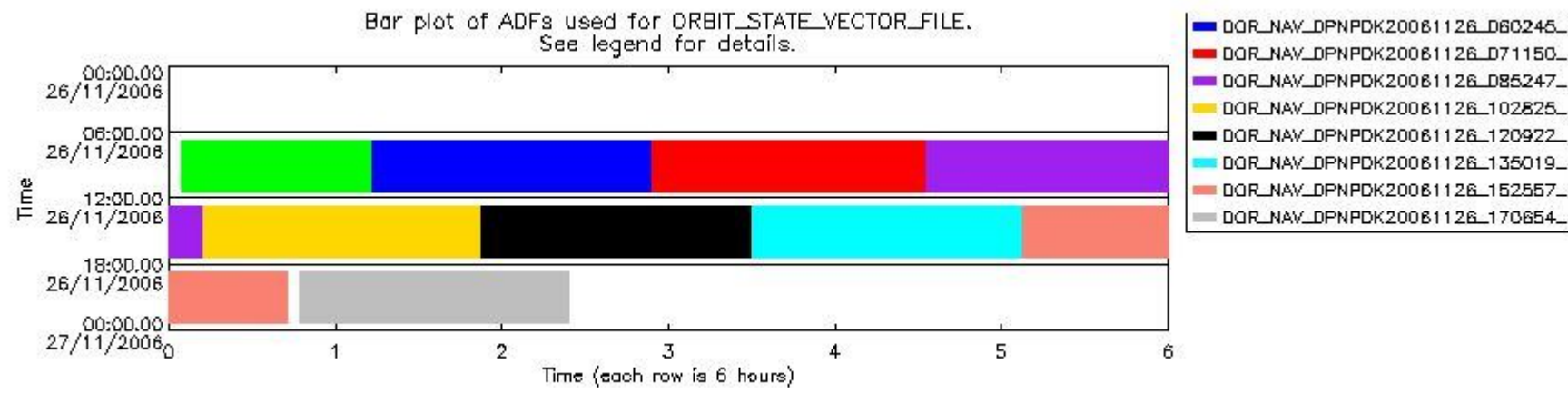
- A table showing which ADFs were used for processing (red values indicate that multiple ADFs of the same type were used)
- Various time line plots, one for each ADF, which show when which ADF was used.

If multiple ADFs of a single type were used, these are marked **red** in the table.

Number	ADF
	CN0 (LEVEL_0_CONFIGURATION_FILE)
0	AUX_CN0_AXVPDS20020123_121901_20020101_000000_20200101_000000
	FPO (ORBIT_STATE_VECTOR_FILE)
1	AUX_FPO_AXVPDS20061126_000455_20061125_190127_20061205_202741
2	DOR_NAV_OPNPDK20061126_060245_000038252053_00177_24780_1506.N1
3	DOR_NAV_OPNPDK20061126_071150_000057382053_00178_24781_1507.N1
4	DOR_NAV_OPNPDK20061126_085247_000057382053_00179_24782_1508.N1
5	DOR_NAV_OPNPDK20061126_102825_000057382053_00180_24783_1509.N1
6	DOR_NAV_OPNPDK20061126_120922_000057382053_00181_24784_1510.N1
7	DOR_NAV_OPNPDK20061126_135019_000054192053_00182_24785_1511.N1
8	DOR_NAV_OPNPDK20061126_152557_000057382053_00183_24786_1512.N1
9	DOR_NAV_OPNPDK20061126_170654_000054192053_00184_24787_1513.N1



sciamachy_daily_report_level0_PFHS_5_37_N_20061126_7.PNG



sciamachy_daily_report_level0_PFHS_5_37_N_20061126_8.PNG

