

0. SCIAMACHY Daily Report for level 0 products

[0.1 General Info](#)

[0.2 Product Quality Indicators](#)

[0.3 State monitoring](#)

[0.4 ADF monitoring](#)

0.1 General Info

This report contains a daily analysis on parameters extracted from SCIAMACHY level 0 data (The SCI_NL__0P product).

0.1.1 Report summary

The table below shows general characteristics of the data that are included into this report.

| Item | Value |
|--|--|
| Report version | v1.3 20060731 |
| Time of report generation | 07NOV2006 10:49:17 |
| Data source version | PFHS/5.37-N |
| Processing scope for products | 03NOV2006 00:00:00 to 04NOV2006 00:00:00 |
| Start time of first product within scope | 03NOV2006 05:54:45 |
| Stop time of last product within scope | 03NOV2006 22:33:38 |
| Total number of level 0 products | 9 |
| Number of level 0 products with errors | 9 |

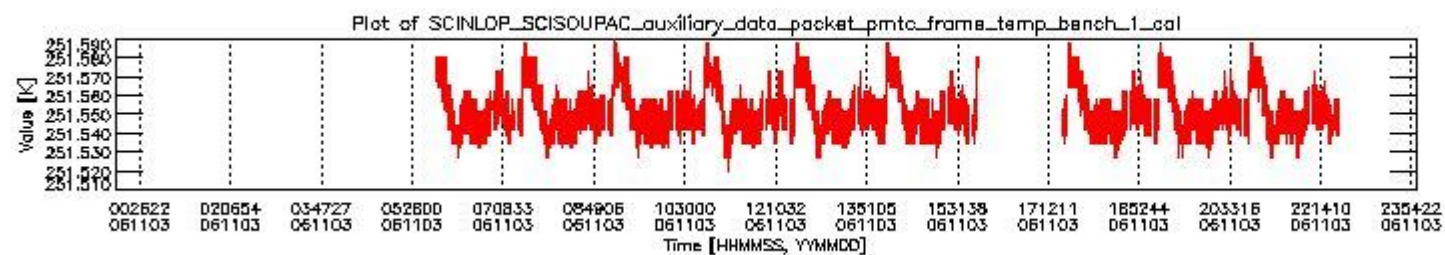
0.1.2 Summary per product

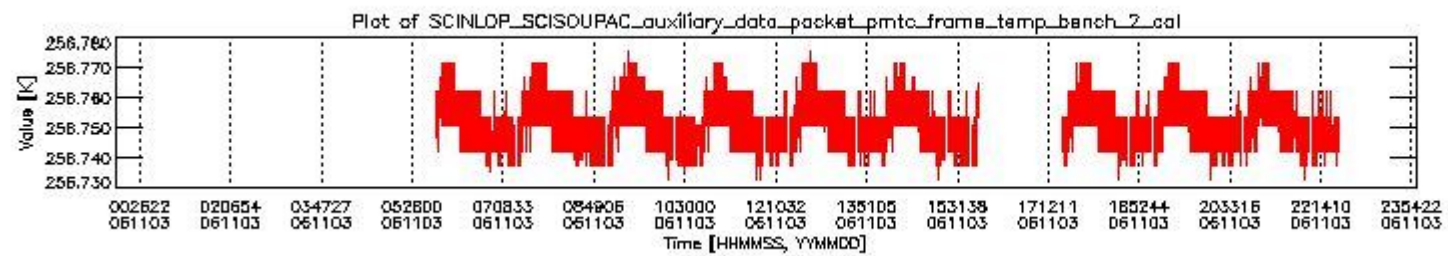
The following table shows a summary for each product used in this report.

| # | Product name | Start time | Stop time | Prod err | ISP err sign | ISP miss sign | ISP disc sign | rs sign |
|---|--|--------------------|--------------------|----------|--------------|---------------|---------------|---------|
| 0 | SCI_NL__0PNPDK20061103_055445_000062162052_00349_24451_1229.N1 | 03NOV2006 05:54:45 | 03NOV2006 07:38:21 | 1 | 0 | 1 | 0 | 0 |
| 1 | SCI_NL__0PNPDK20061103_073725_000059112052_00350_24452_1230.N1 | 03NOV2006 07:37:25 | 03NOV2006 09:15:57 | 1 | 0 | 1 | 0 | 0 |
| 2 | SCI_NL__0PNPDK20061103_091449_000061602052_00351_24453_1231.N1 | 03NOV2006 09:14:49 | 03NOV2006 10:57:29 | 1 | 0 | 1 | 0 | 0 |
| 3 | SCI_NL__0PNPDK20061103_105634_000060362052_00352_24454_1232.N1 | 03NOV2006 10:56:34 | 03NOV2006 12:37:10 | 1 | 0 | 1 | 0 | 0 |
| 4 | SCI_NL__0PNPDK20061103_123601_000059242052_00353_24455_1233.N1 | 03NOV2006 12:36:01 | 03NOV2006 14:14:46 | 1 | 0 | 1 | 0 | 0 |
| 5 | SCI_NL__0PNPDK20061103_141350_000059802052_00354_24456_1234.N1 | 03NOV2006 14:13:50 | 03NOV2006 15:53:31 | 1 | 0 | 1 | 0 | 0 |
| 6 | SCI_NL__0PNPDK20061103_172805_000060362052_00356_24458_1236.N1 | 03NOV2006 17:28:05 | 03NOV2006 19:08:41 | 1 | 0 | 1 | 0 | 0 |
| 7 | SCI_NL__0PNPDK20061103_190841_000057372052_00357_24459_1237.N1 | 03NOV2006 19:08:41 | 03NOV2006 20:44:18 | 1 | 0 | 1 | 0 | 0 |
| 8 | SCI_NL__0PNPDK20061103_204917_000062602052_00358_24460_1238.N1 | 03NOV2006 20:49:17 | 03NOV2006 22:33:38 | 1 | 0 | 1 | 0 | 0 |

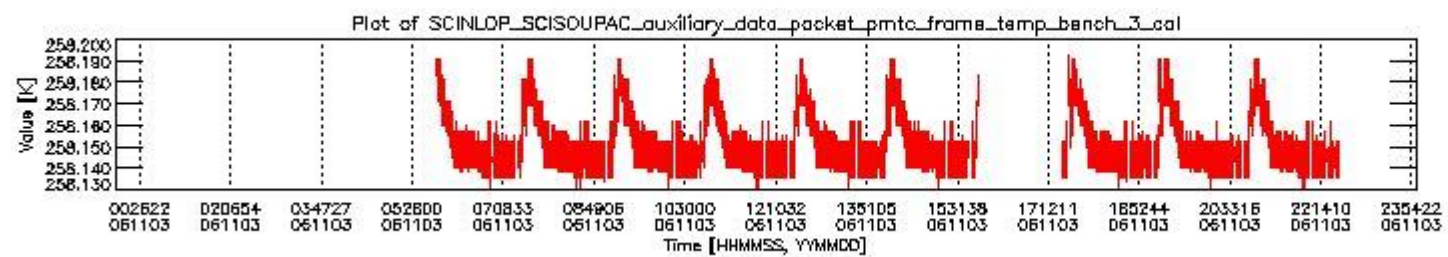
0.2 Product Quality Indicators

This section shows information about product quality, currently temperatures.

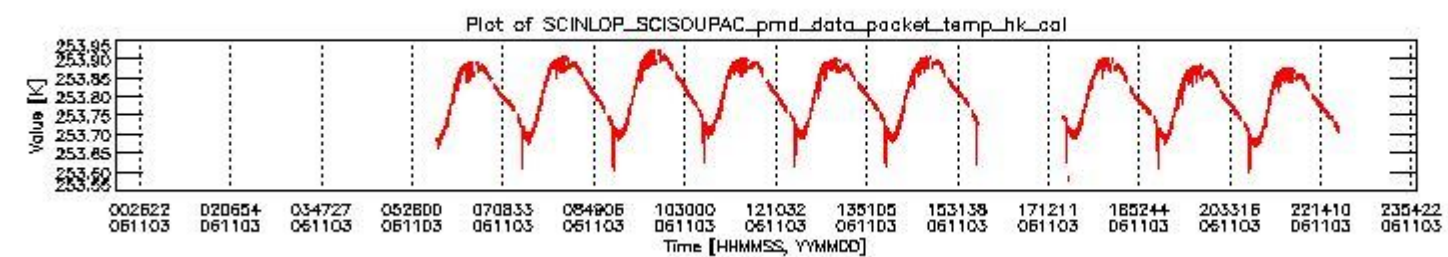




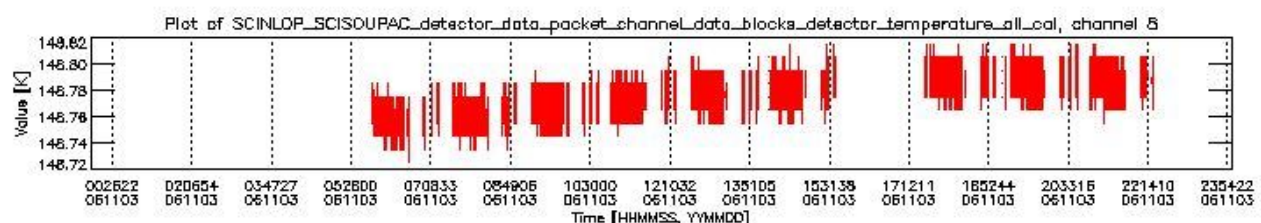
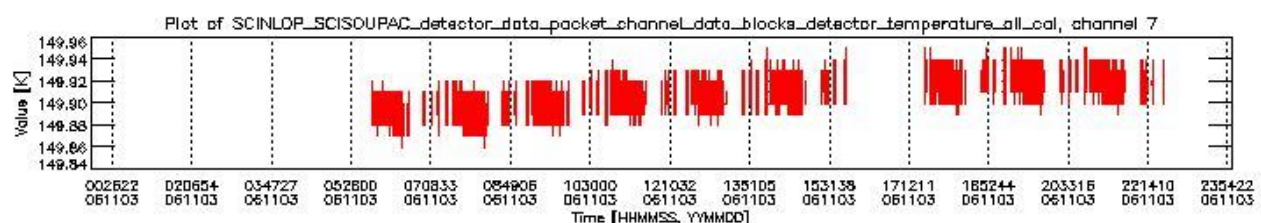
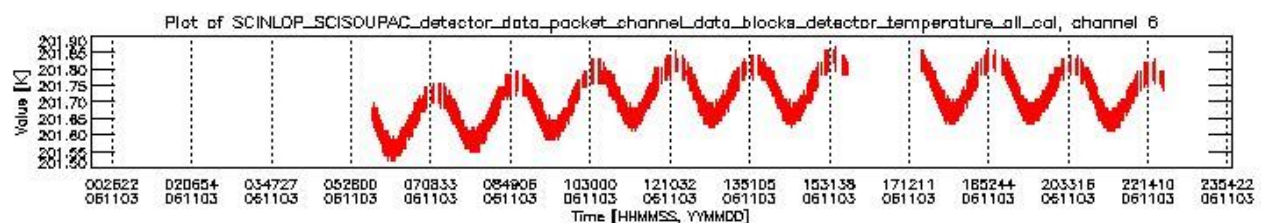
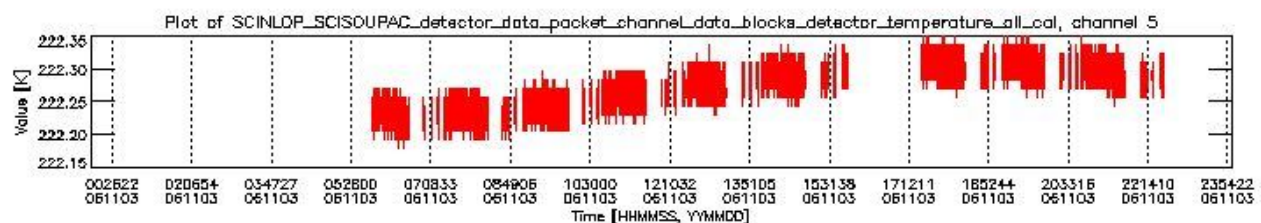
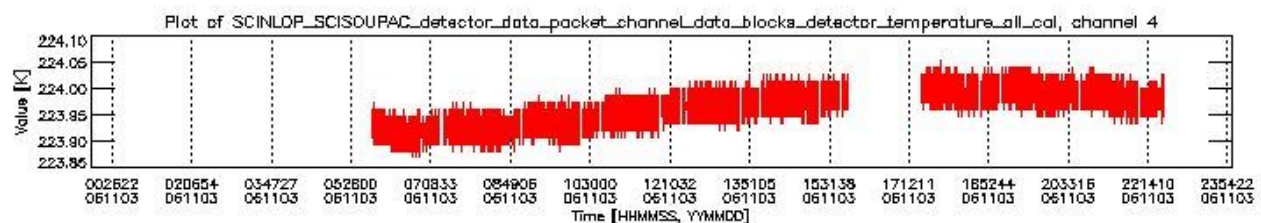
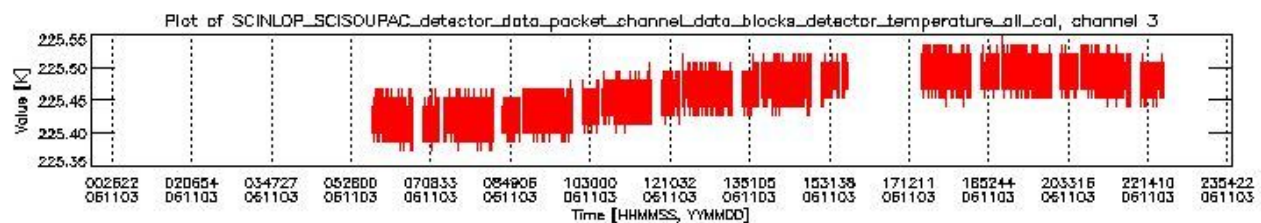
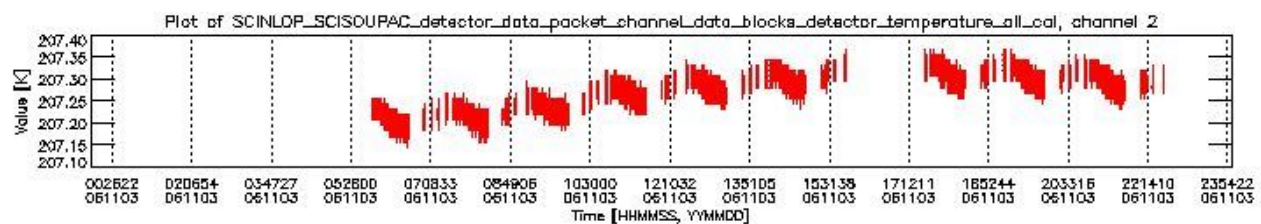
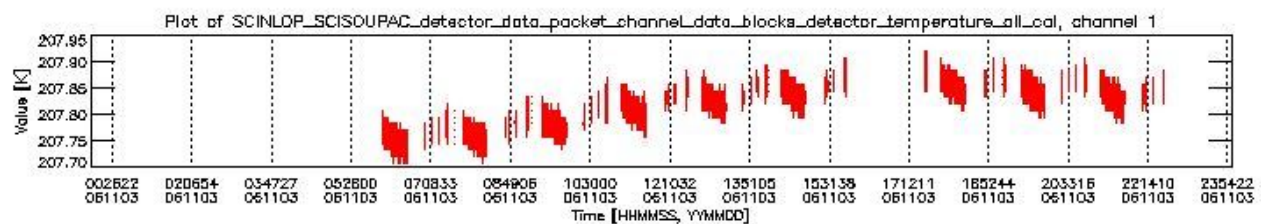
sciamachy_daily_report_level0_PFHS_5_37_N_20061103_1.PNG



sciamachy_daily_report_level0_PFHS_5_37_N_20061103_2.PNG



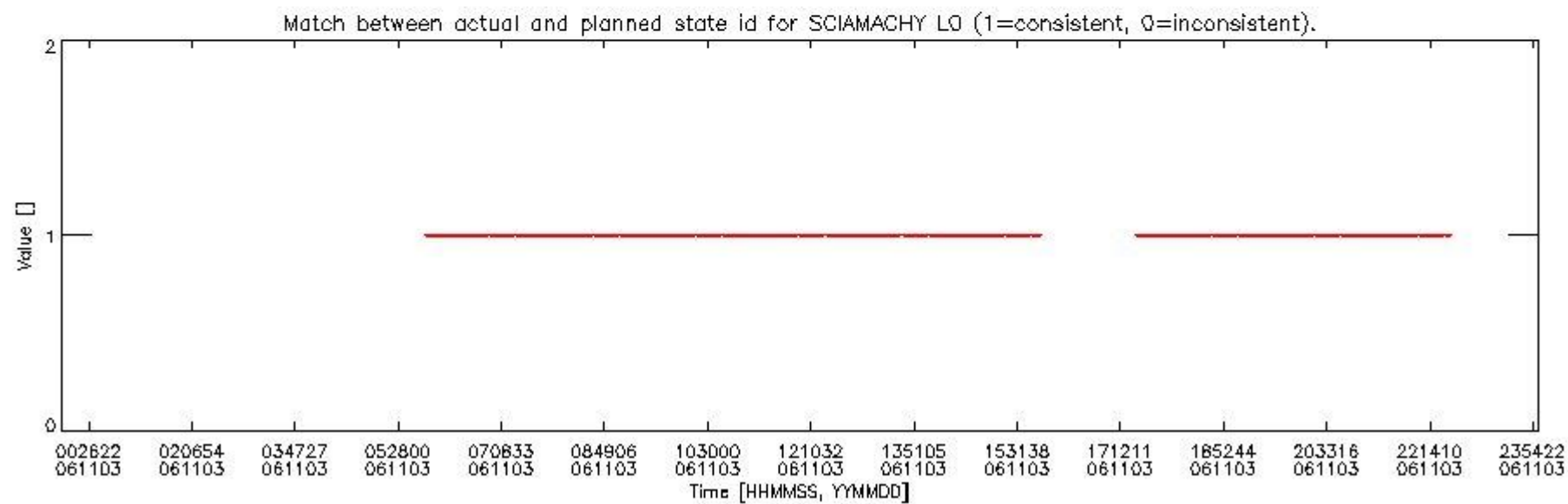
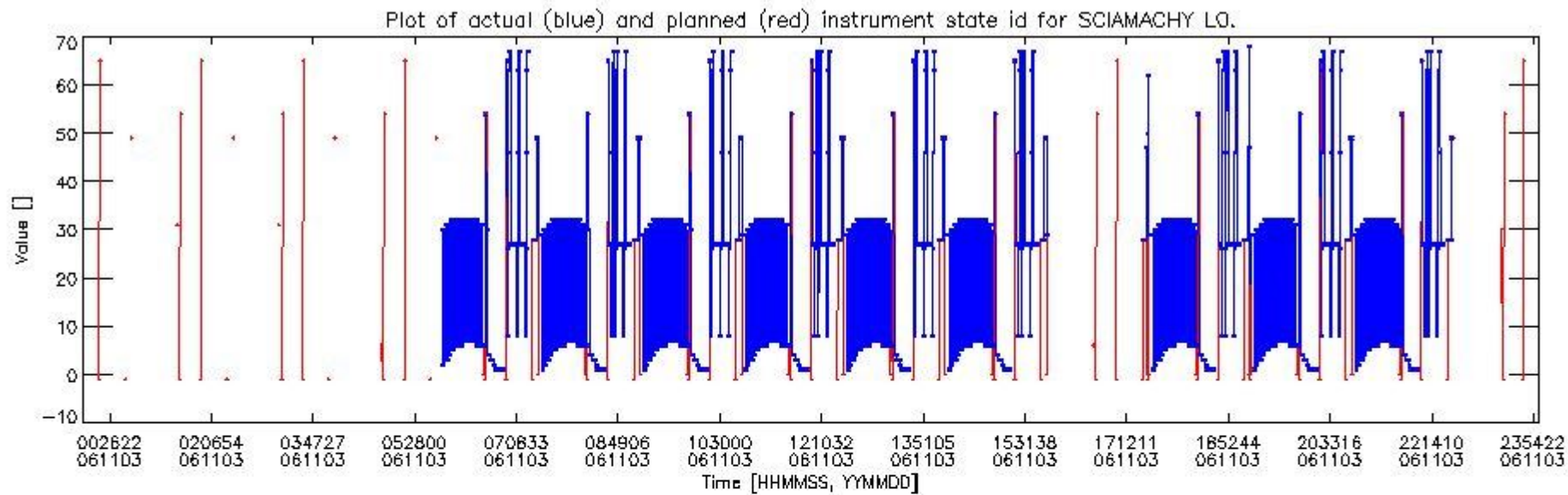
sciamachy_daily_report_level0_PFHS_5_37_N_20061103_3.PNG



0.3 State monitoring

The following section shows a comparison of modelled instrument state (as calculated by the DMOP planning files and using CTI tables to derive state) and the measured state variables from the L0 product (the SCINL0P_SCISOUPAC_state_id variable).

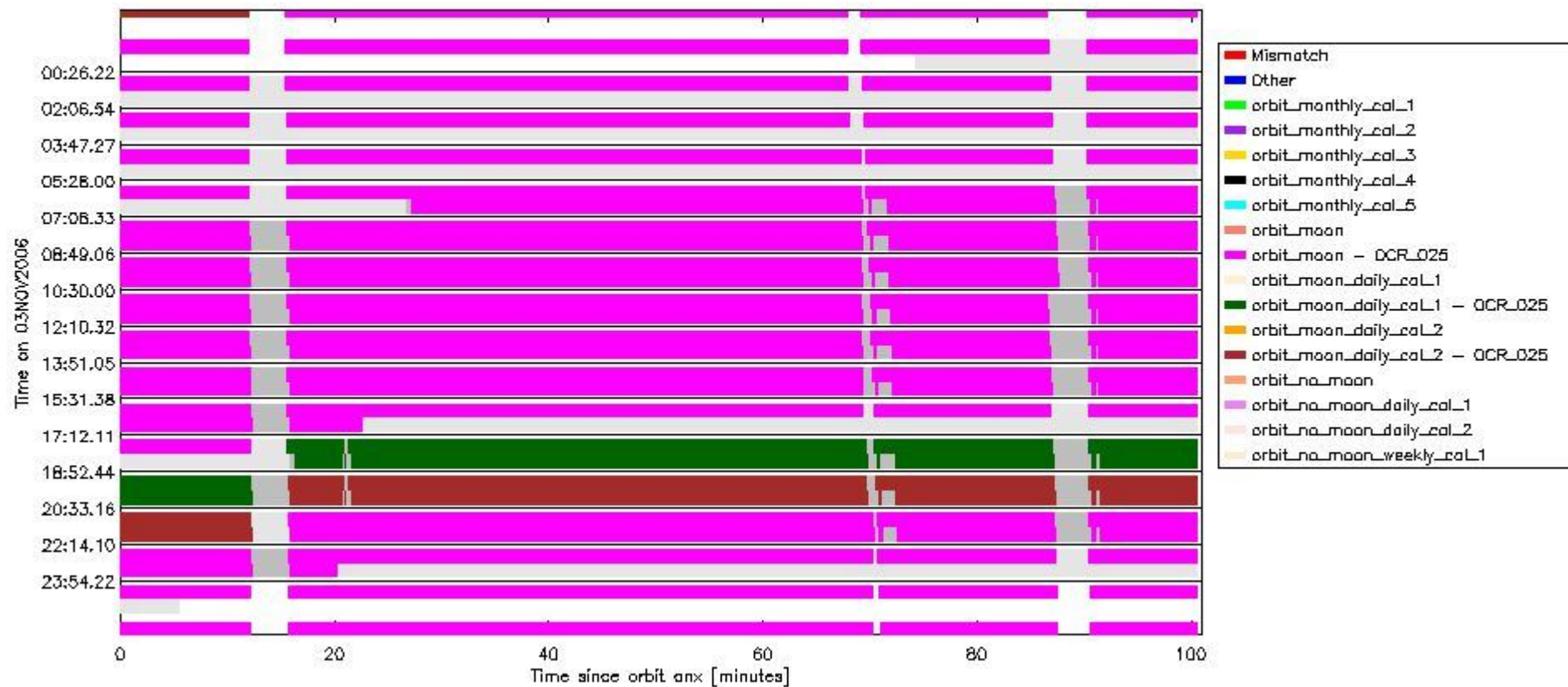
Total number of faults: 0



This section gives an analysis of the DMOP execution. The execution is monitored by assigning various activities to timeline sequences found in the DMOP file, and by checking where "NEW" datasets are available in SCI_NL__1P products.

The following plot gives an overview of planned activities and actual state ids in the Level 0 products. The planning is taken from the DMOP files, and interpreted using information from OSDF files.

Bar plot of planned DMOP activities and new calibration data for SCIAMACHY.
 Each row indicates an orbit. A light gray colour indicates the time span of 03NOV2006.
 A medium gray color indicates the time span of available SCI_NL_1P products for this day.
 The remaining colours indicate planned activities and/or special measurements.
 Planned activities are shown on the top half of each row, special measurements on the bottom half.



sciamachy_daily_report_level0_PPHS_5_37_N_20061103_6.PNG

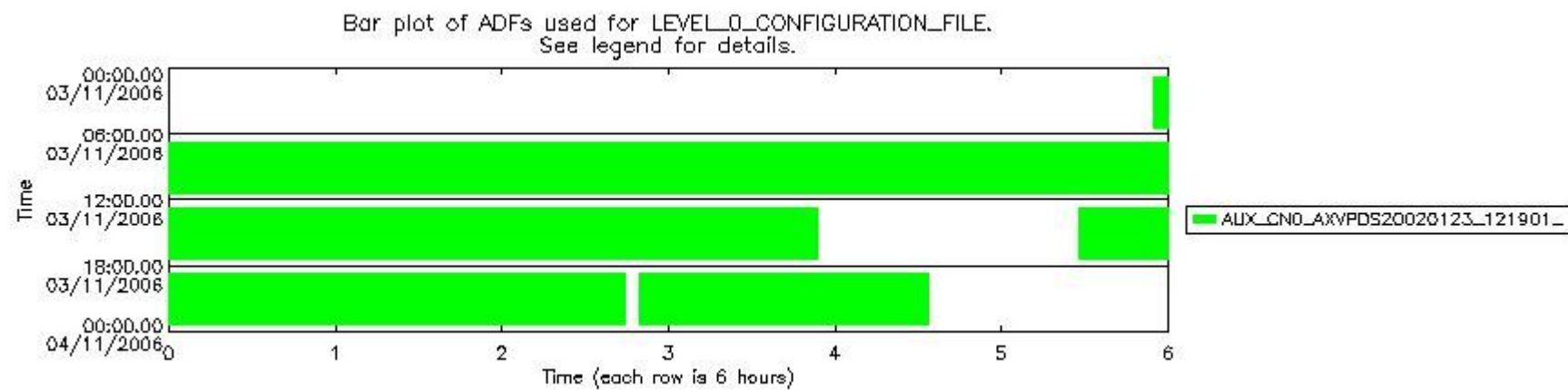
0.4 ADF monitoring

This section shows the (variation in) ADFs used for each of the products. It consists of:

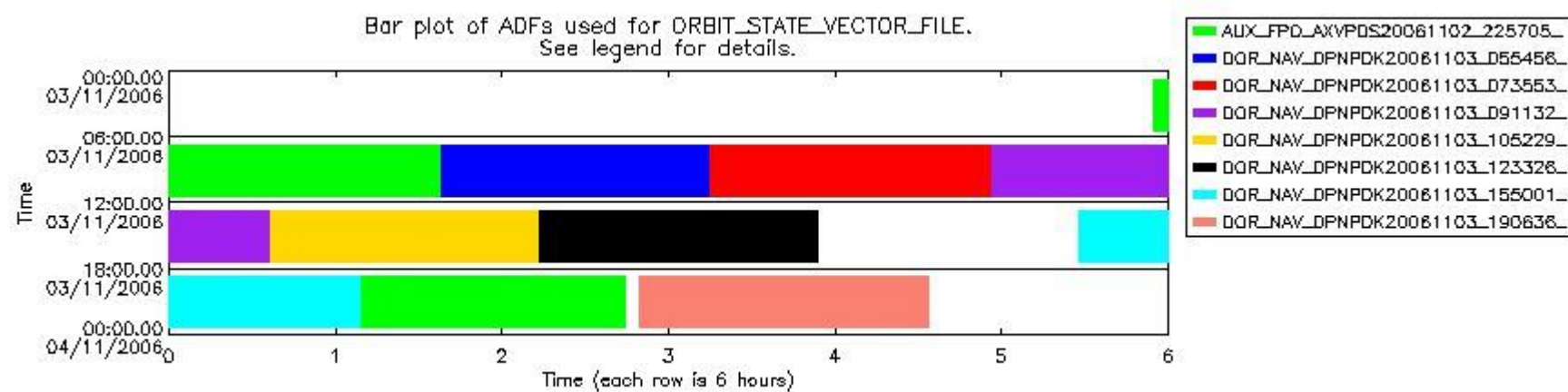
- A table showing which ADFs were used for processing (red values indicate that multiple ADFs of the same type were used)
- Various time line plots, one for each ADF, which show when which ADF was used.

If multiple ADFs of a single type were used, these are marked **red** in the table.

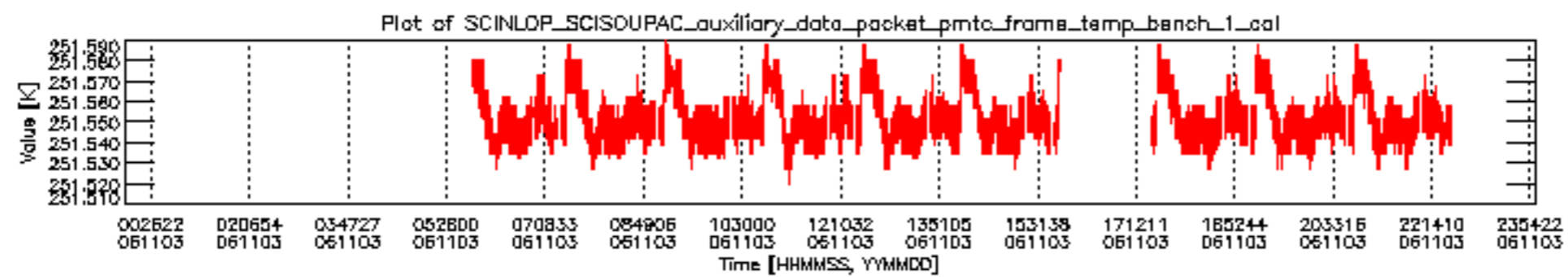
| Number | ADF |
|--------|--|
| | CN0 (LEVEL_0_CONFIGURATION_FILE) |
| 0 | AUX_CN0_AXVPDS20020123_121901_20020101_000000_20200101_000000 |
| | FPO (ORBIT_STATE_VECTOR_FILE) |
| 1 | AUX_FPO_AXVPDS20061102_225705_20061102_192427_20061112_205040 |
| 2 | DOR_NAV_OPNPDK20061103_055456_000057382052_00349_24451_1285.N1 |
| 3 | DOR_NAV_OPNPDK20061103_073553_000054192052_00350_24452_1286.N1 |
| 4 | DOR_NAV_OPNPDK20061103_091132_000057382052_00351_24453_1287.N1 |
| 5 | DOR_NAV_OPNPDK20061103_105229_000057382052_00352_24454_1288.N1 |
| 6 | DOR_NAV_OPNPDK20061103_123326_000057382052_00353_24455_1289.N1 |
| 7 | DOR_NAV_OPNPDK20061103_155001_000054192052_00355_24457_1291.N1 |
| 8 | DOR_NAV_OPNPDK20061103_190636_000057382052_00357_24459_1294.N1 |

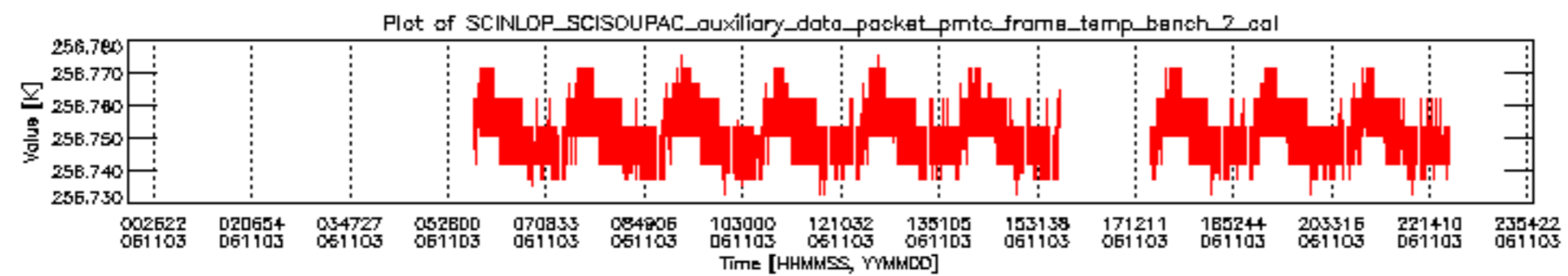


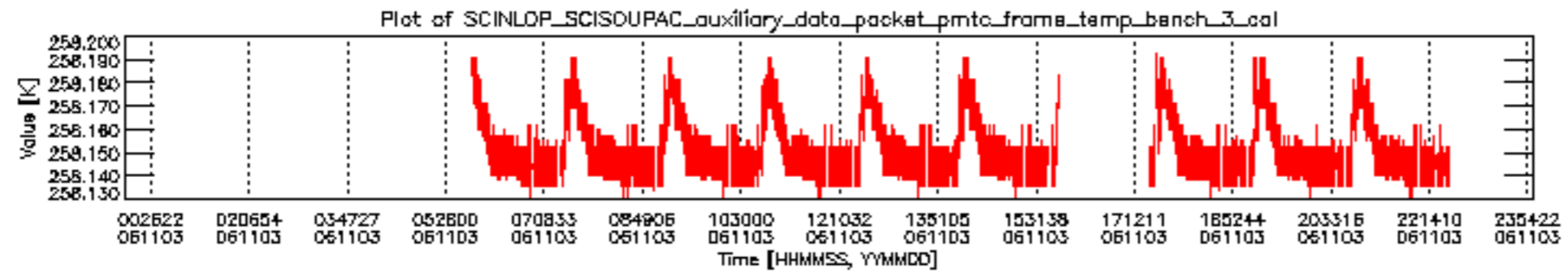
sciamachy_daily_report_level0_PPHS_5_37_N_20061103_7.PNG

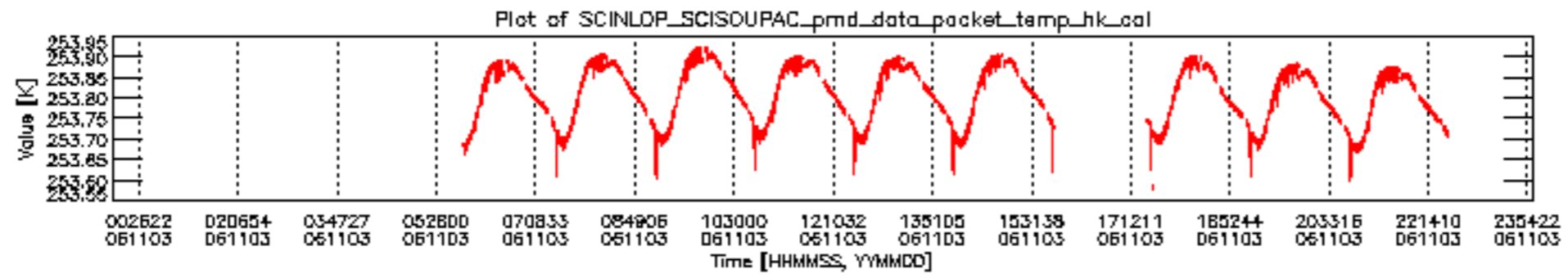


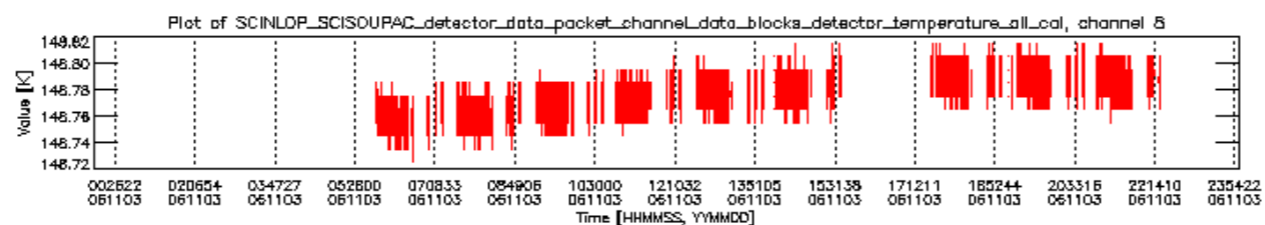
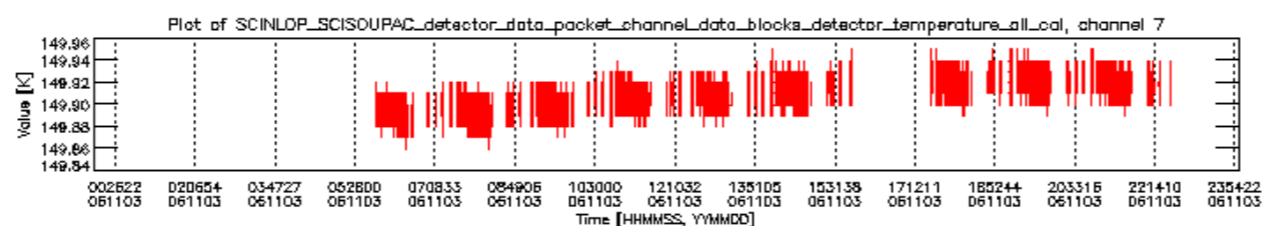
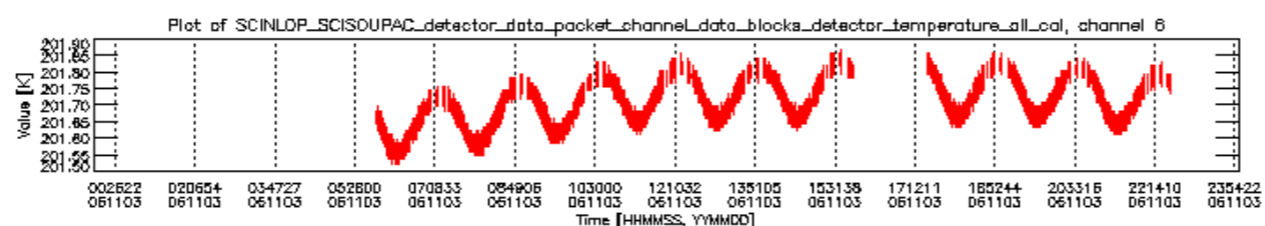
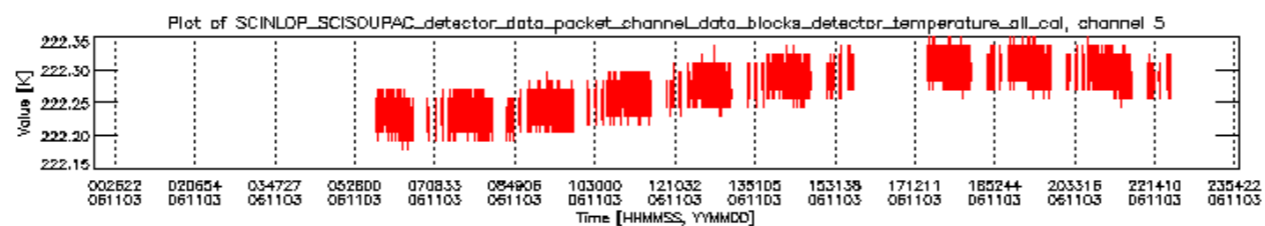
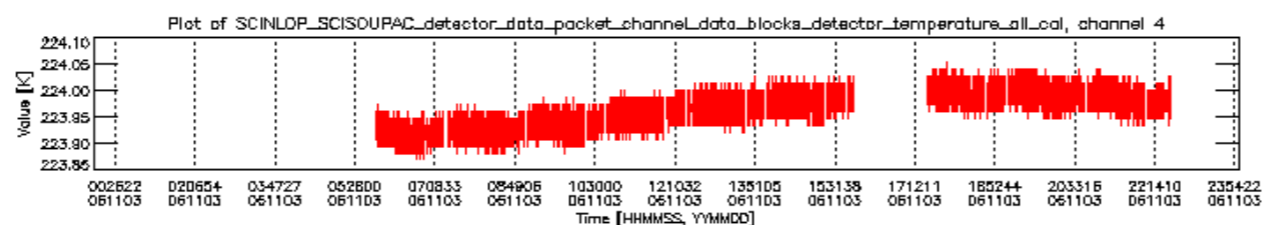
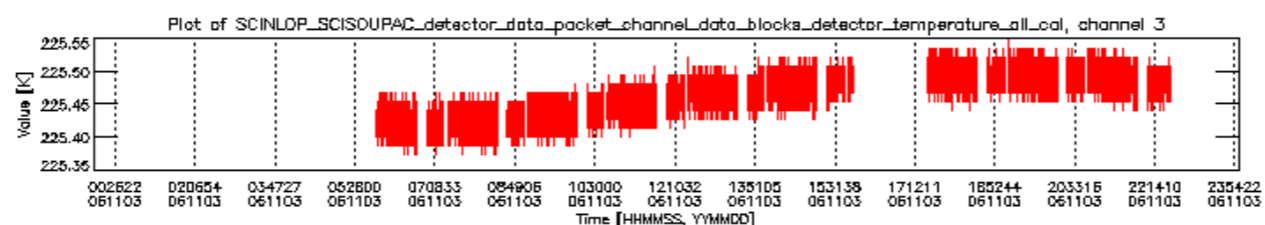
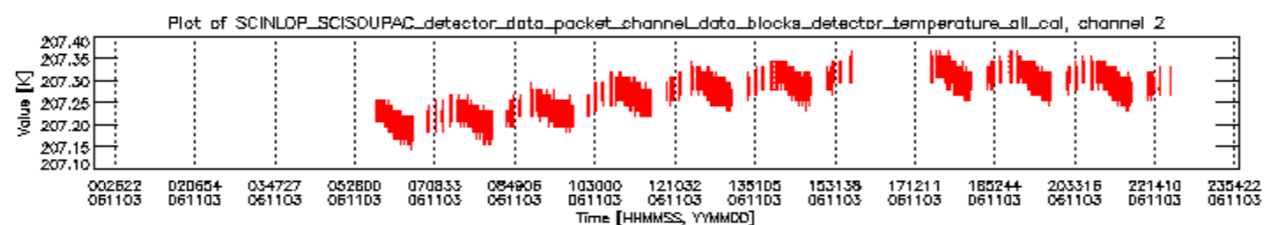
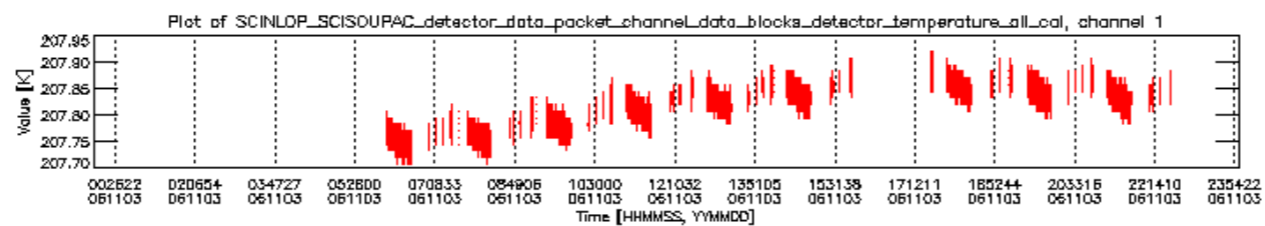
sciamachy_daily_report_level0_PPHS_5_37_N_20061103_8.PNG

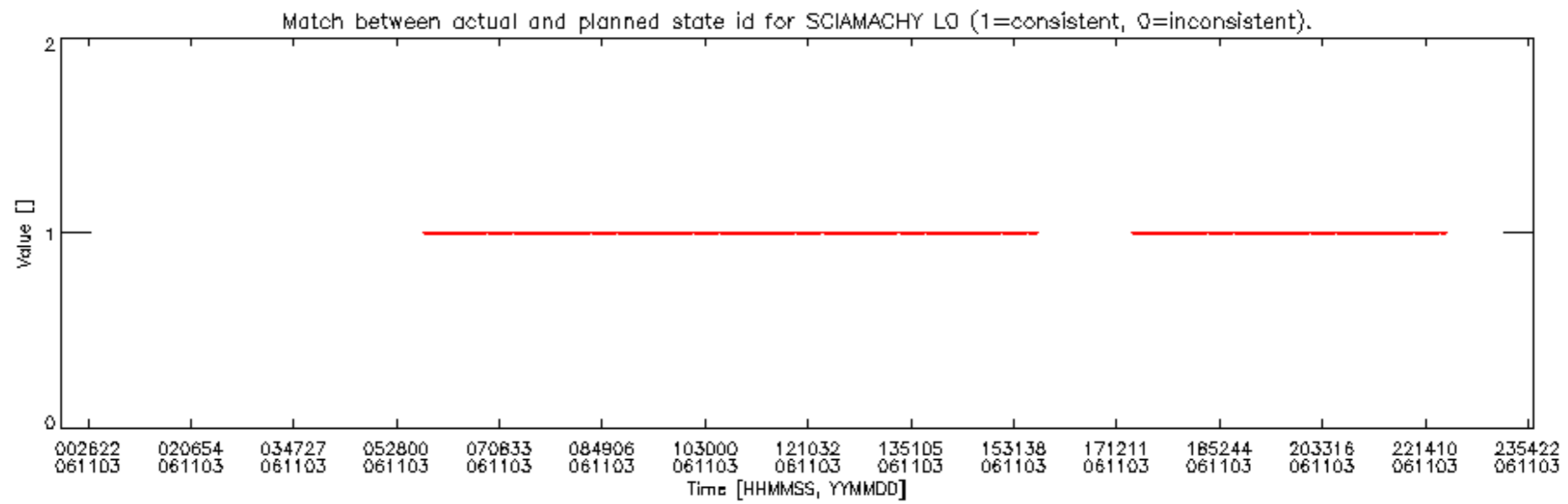
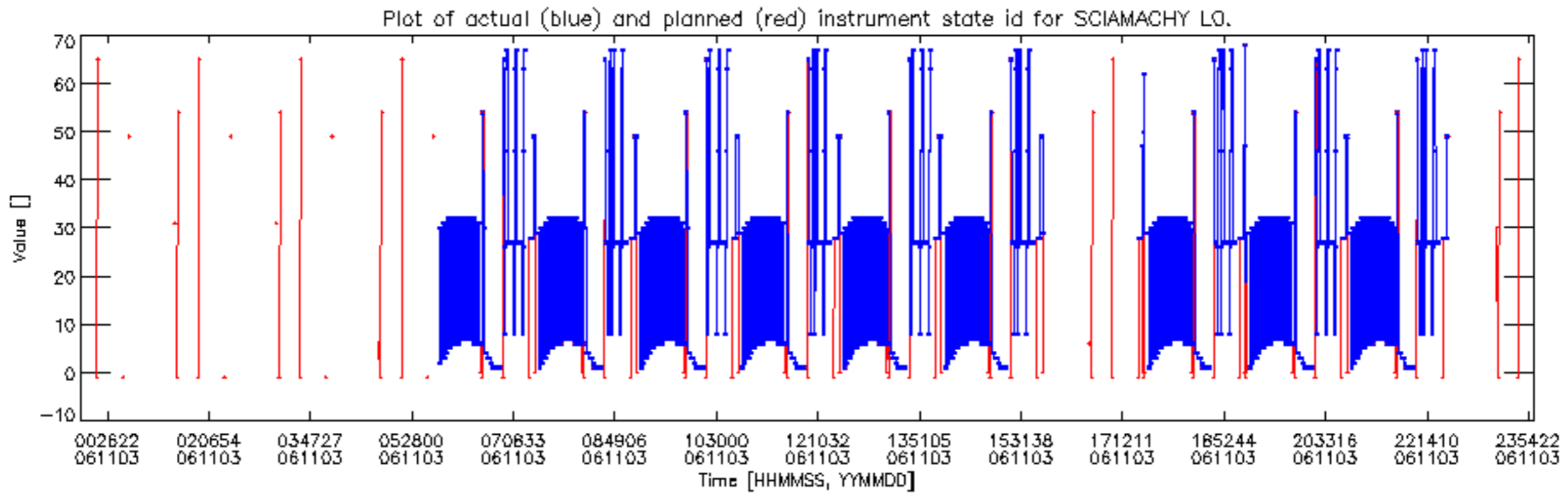












Bar plot of planned DMOP activities and new calibration data for SCIAMACHY.
 Each row indicates an orbit. A light gray colour indicates the time span of 03NOV2006.
 A medium gray color indicates the time span of available SCI_NL_1P products for this day.
 The remaining colours indicate planned activities and/or special measurements.
 Planned activities are shown on the top half of each row, special measurements on the bottom half.

