

0. SCIAMACHY Daily Report for level 0 products

[0.1 General Info](#)

[0.2 Product Quality Indicators](#)

[0.3 State monitoring](#)

[0.4 ADF monitoring](#)

0.1 General Info

This report contains a daily analysis on parameters extracted from SCIAMACHY level 0 data (The SCI_NL__0P product).

0.1.1 Report summary

The table below shows general characteristics of the data that are included into this report.

Item	Value
Report version	v1.3 20060731
Time of report generation	23SEP2006 05:16:14
Data source version	PFHS/5.37-N
Processing scope for products	19SEP2006 00:00:00 to 20SEP2006 00:00:00
Start time of first product within scope	18SEP2006 22:46:13
Stop time of last product within scope	20SEP2006 01:34:29
Total number of level 0 products	16
Number of level 0 products with errors	16

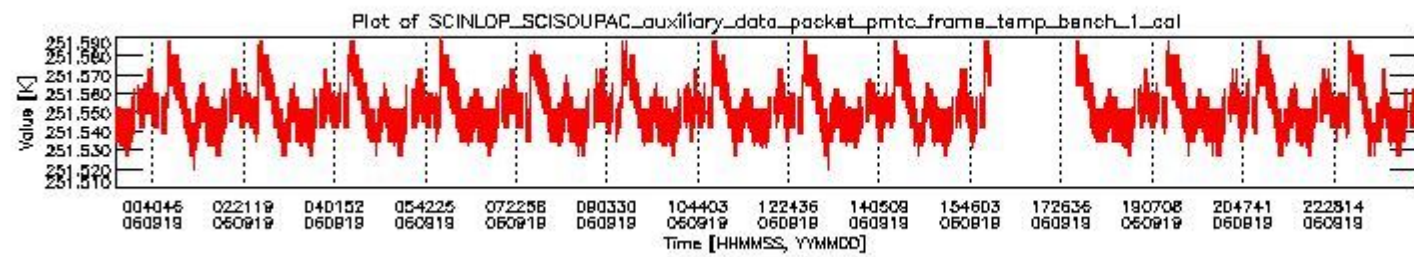
0.1.2 Summary per product

The following table shows a summary for each product used in this report.

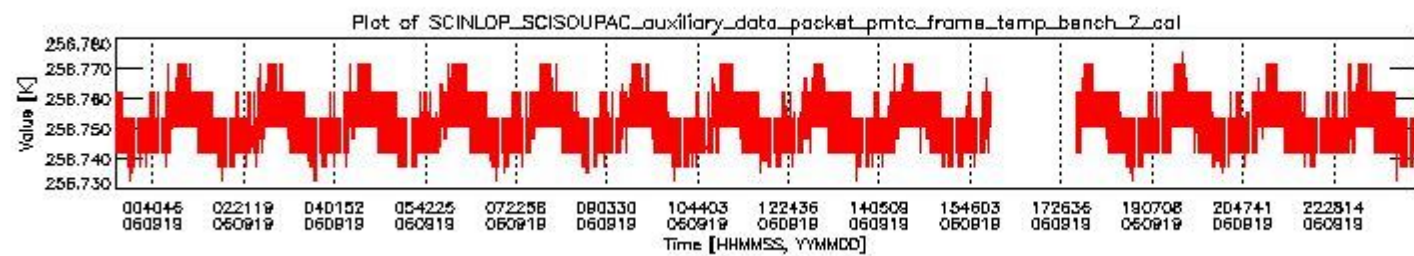
#	Product name	Start time	Stop time	Prod err	ISP err sign	ISP miss sign	ISP disc sign	rs sign
0	SCI_NL__OPNPDE20060918_224613_000061252051_00201_23802_0621.N1	18SEP2006 22:46:13	19SEP2006 00:28:18	1	0	1	0	0
1	SCI_NL__OPNPDE20060919_002734_000059042051_00202_23803_0622.N1	19SEP2006 00:27:34	19SEP2006 02:05:58	1	0	1	0	0
2	SCI_NL__OPNPDE20060919_020558_000044302051_00203_23804_0623.N1	19SEP2006 02:05:58	19SEP2006 03:19:49	1	0	1	0	0
3	SCI_NL__OPNPDE20060919_031949_000061602051_00204_23805_0624.N1	19SEP2006 03:19:49	19SEP2006 05:02:30	1	0	1	0	0
4	SCI_NL__OPNPDE20060919_050230_000060362051_00205_23806_0625.N1	19SEP2006 05:02:30	19SEP2006 06:43:07	1	0	1	0	0
5	SCI_NL__OPNPDK20060919_064307_000040452051_00206_23807_0758.N1	19SEP2006 06:43:07	19SEP2006 07:50:32	1	0	1	0	0
6	SCI_NL__OPNPDK20060919_074924_000062292051_00207_23808_0759.N1	19SEP2006 07:49:24	19SEP2006 09:33:13	1	0	1	0	0
7	SCI_NL__OPNPDK20060919_093217_000059672051_00208_23809_0760.N1	19SEP2006 09:32:17	19SEP2006 11:11:45	1	0	1	0	0
8	SCI_NL__OPNPDK20060919_111037_000061042051_00209_23810_0761.N1	19SEP2006 11:10:37	19SEP2006 12:52:22	1	0	1	0	0
9	SCI_NL__OPNPDK20060919_125126_000059672051_00210_23811_0762.N1	19SEP2006 12:51:26	19SEP2006 14:30:54	1	0	1	0	0
10	SCI_NL__OPNPDK20060919_142945_000058562051_00211_23812_0763.N1	19SEP2006 14:29:45	19SEP2006 16:07:21	1	0	1	0	0
11	SCI_NL__OPNPDK20060919_174245_000061322051_00213_23814_0765.N1	19SEP2006 17:42:45	19SEP2006 19:24:58	1	0	1	0	0
12	SCI_NL__OPNPDK20060919_192402_000060162051_00214_23815_0766.N1	19SEP2006 19:24:02	19SEP2006 21:04:19	1	0	1	0	0
13	SCI_NL__OPNPDE20060919_210201_000044432051_00215_23816_0626.N1	19SEP2006 21:02:01	19SEP2006 22:16:04	1	0	1	0	0
14	SCI_NL__OPNPDE20060919_221517_000061342051_00215_23816_0627.N1	19SEP2006 22:15:17	19SEP2006 23:57:32	1	0	1	0	0
15	SCI_NL__OPNPDE20060919_235604_000059042051_00216_23817_0628.N1	19SEP2006 23:56:04	20SEP2006 01:34:29	1	0	1	0	0

0.2 Product Quality Indicators

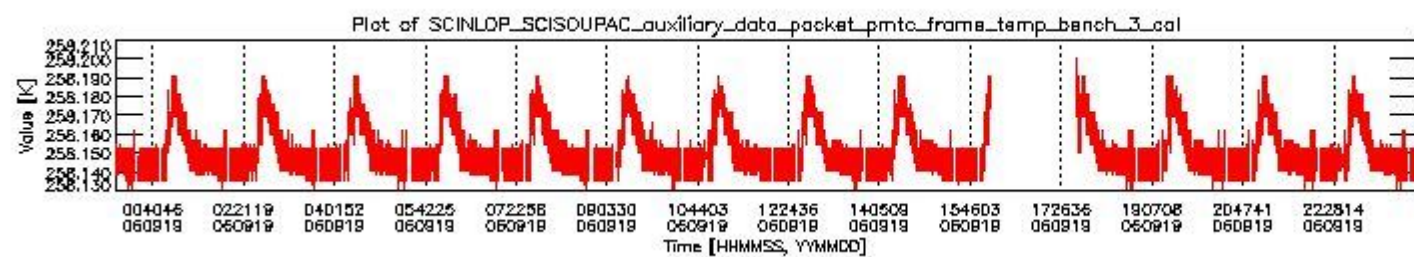
This section shows information about product quality, currently temperatures.



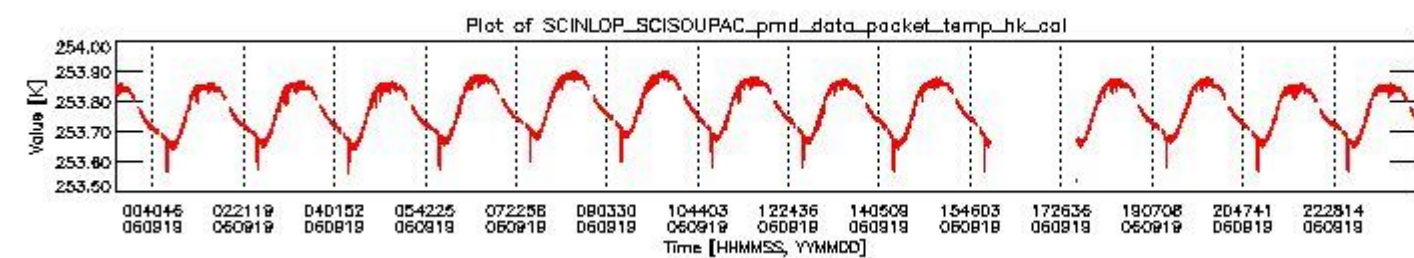
sciamachy_daily_report_level0_PFHS_5_37_N_20060919_0.PNG



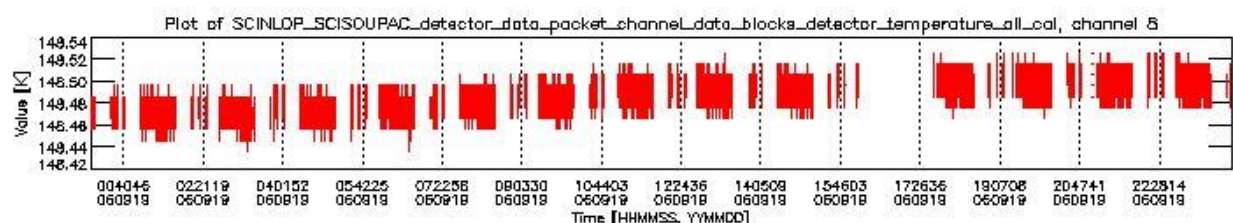
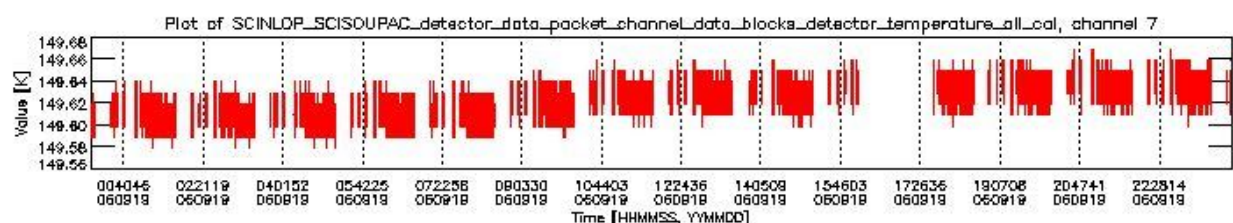
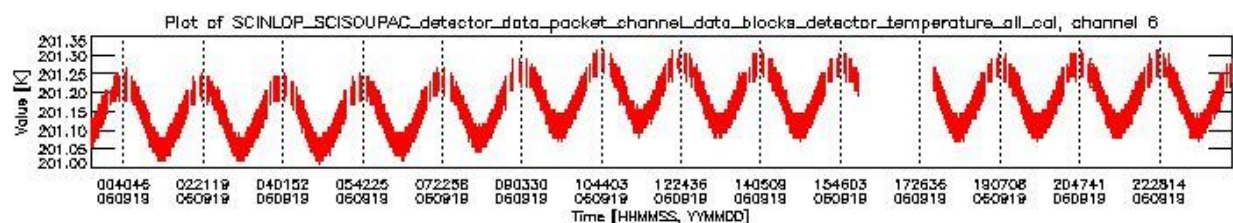
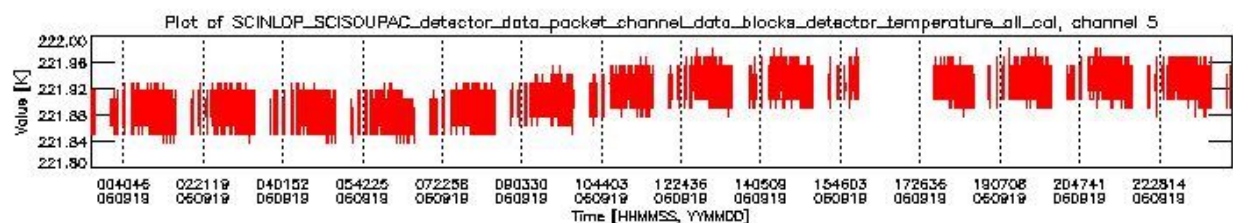
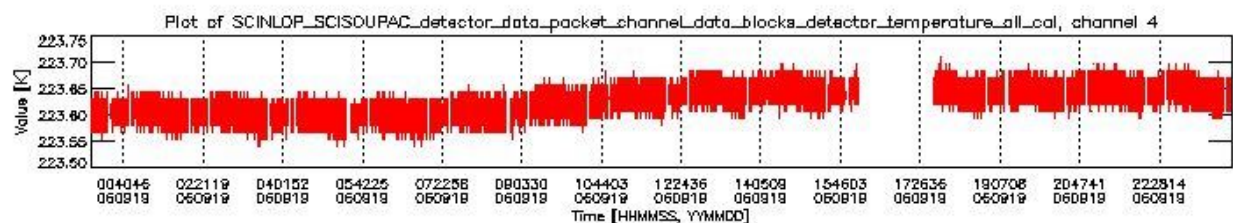
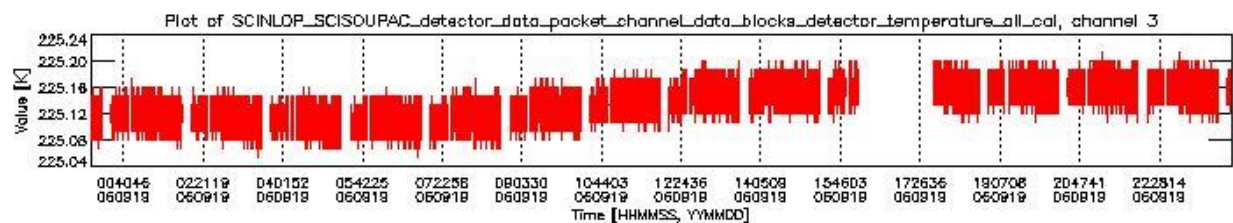
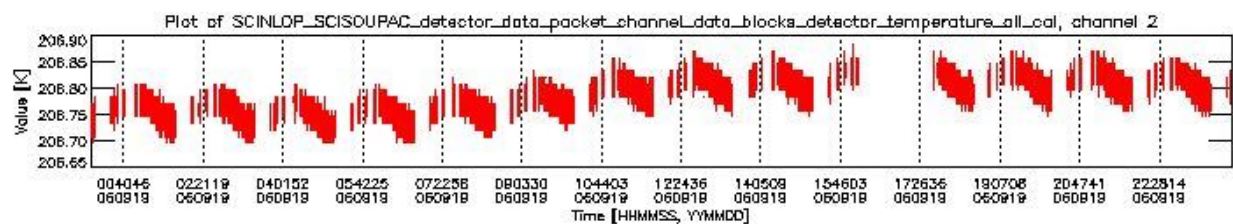
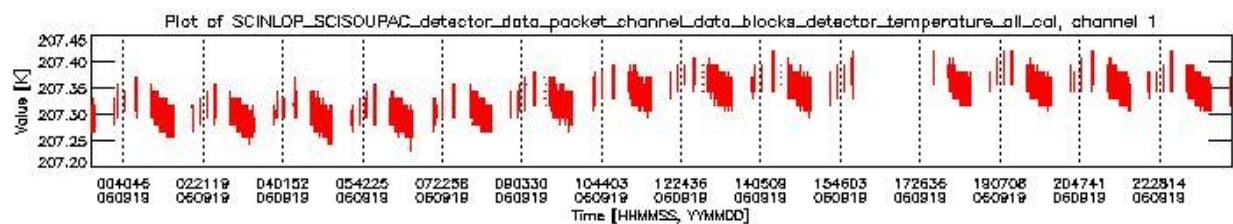
sciamachy_daily_report_level0_PFHS_5_37_N_20060919_1.PNG



sciamachy_daily_report_level0_PFHS_5_37_N_20060919_2.PNG



sciamachy_daily_report_level0_PFHS_5_37_N_20060919_3.PNG

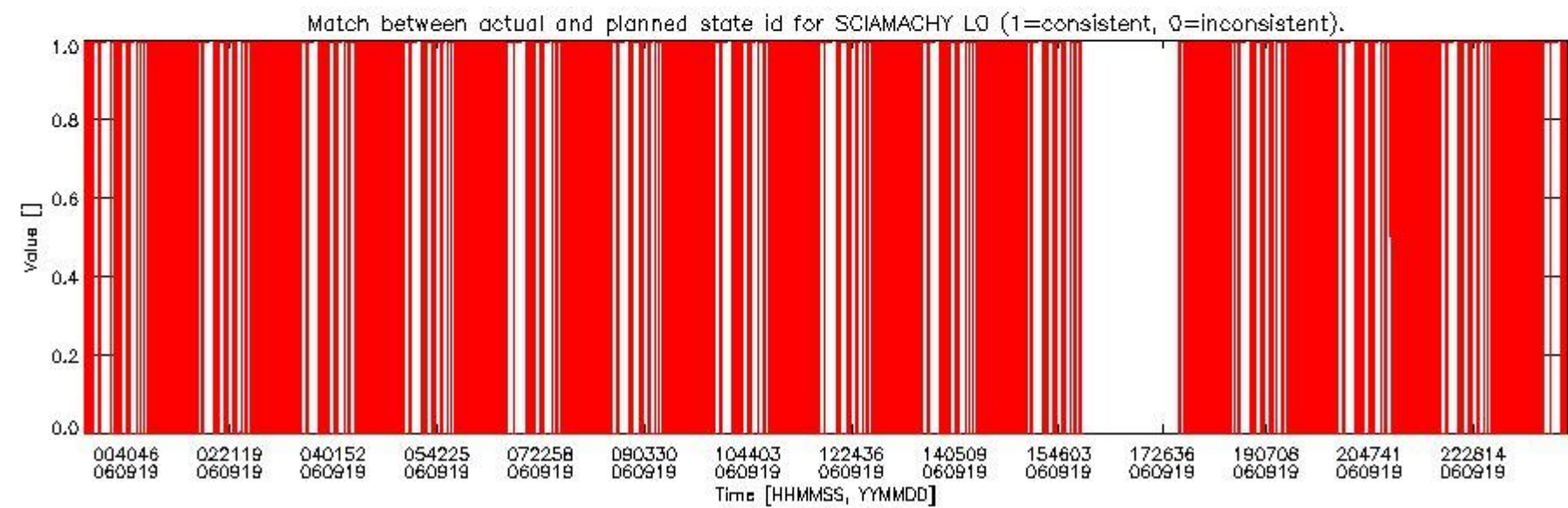
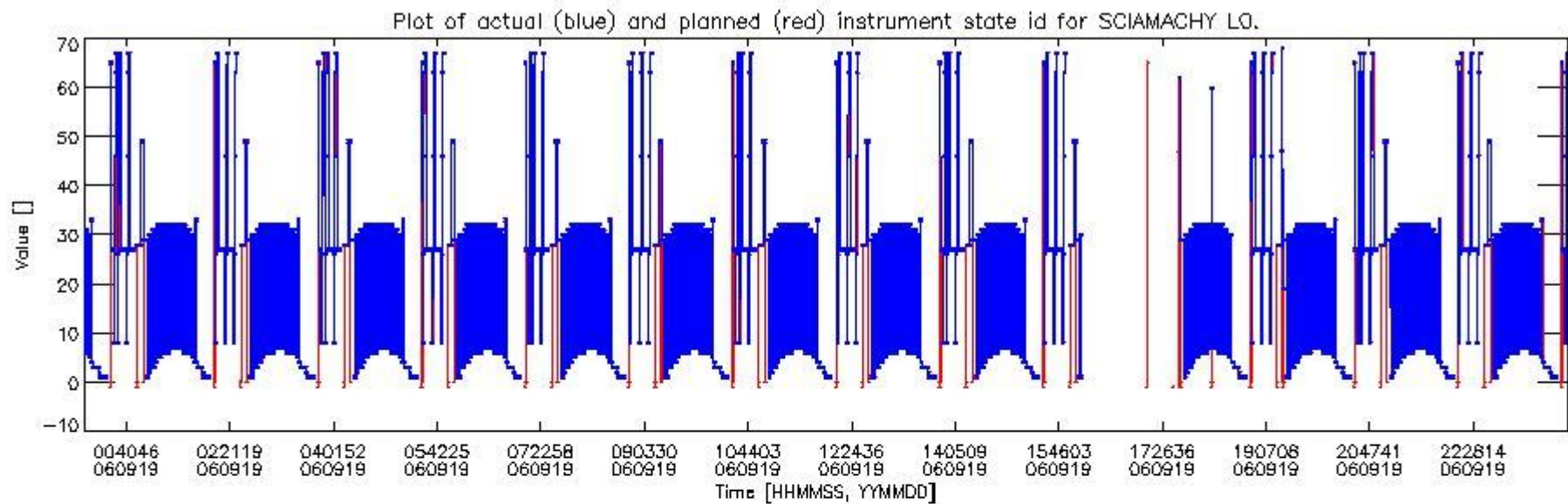


0.3 State monitoring

The following section shows a comparison of modelled instrument state (as calculated by the DMOP planning files and using CTI tables to derive state) and the measured state variables from the L0 product (the SCINL0P_SCISOUPAC_state_id variable).

Total number of faults: **14375**

#	Actual time	Actual value	Planned time	Planned value
0	19SEP2006 00:00:41.379216	6	19SEP2006 00:00:41.379216	31
1	19SEP2006 00:00:41.754229	6	19SEP2006 00:00:41.754229	31
2	19SEP2006 00:00:42.004198	6	19SEP2006 00:00:42.004198	31
3	19SEP2006 00:00:42.254207	6	19SEP2006 00:00:42.254207	31
4	19SEP2006 00:00:42.504215	6	19SEP2006 00:00:42.504215	31
5	19SEP2006 00:00:42.754224	6	19SEP2006 00:00:42.754224	31
6	19SEP2006 00:00:43.004233	6	19SEP2006 00:00:43.004233	31
7	19SEP2006 00:00:43.254201	6	19SEP2006 00:00:43.254201	31
8	19SEP2006 00:00:43.504210	6	19SEP2006 00:00:43.504210	31
9	19SEP2006 00:00:43.754219	6	19SEP2006 00:00:43.754219	31
10	19SEP2006 00:00:44.004227	6	19SEP2006 00:00:44.004227	31
11	19SEP2006 00:00:44.254236	6	19SEP2006 00:00:44.254236	31
12	19SEP2006 00:00:44.504204	6	19SEP2006 00:00:44.504204	31
13	19SEP2006 00:00:44.754213	6	19SEP2006 00:00:44.754213	31
14	19SEP2006 00:01:49.933904	31	19SEP2006 00:01:49.933904	6
15	19SEP2006 00:01:50.558885	31	19SEP2006 00:01:50.558885	6
16	19SEP2006 00:01:50.933898	31	19SEP2006 00:01:50.933898	6
17	19SEP2006 00:01:51.308911	31	19SEP2006 00:01:51.308911	6
18	19SEP2006 00:01:51.871411	31	19SEP2006 00:01:51.871411	6
19	19SEP2006 00:01:52.246384	31	19SEP2006 00:01:52.246384	6
...

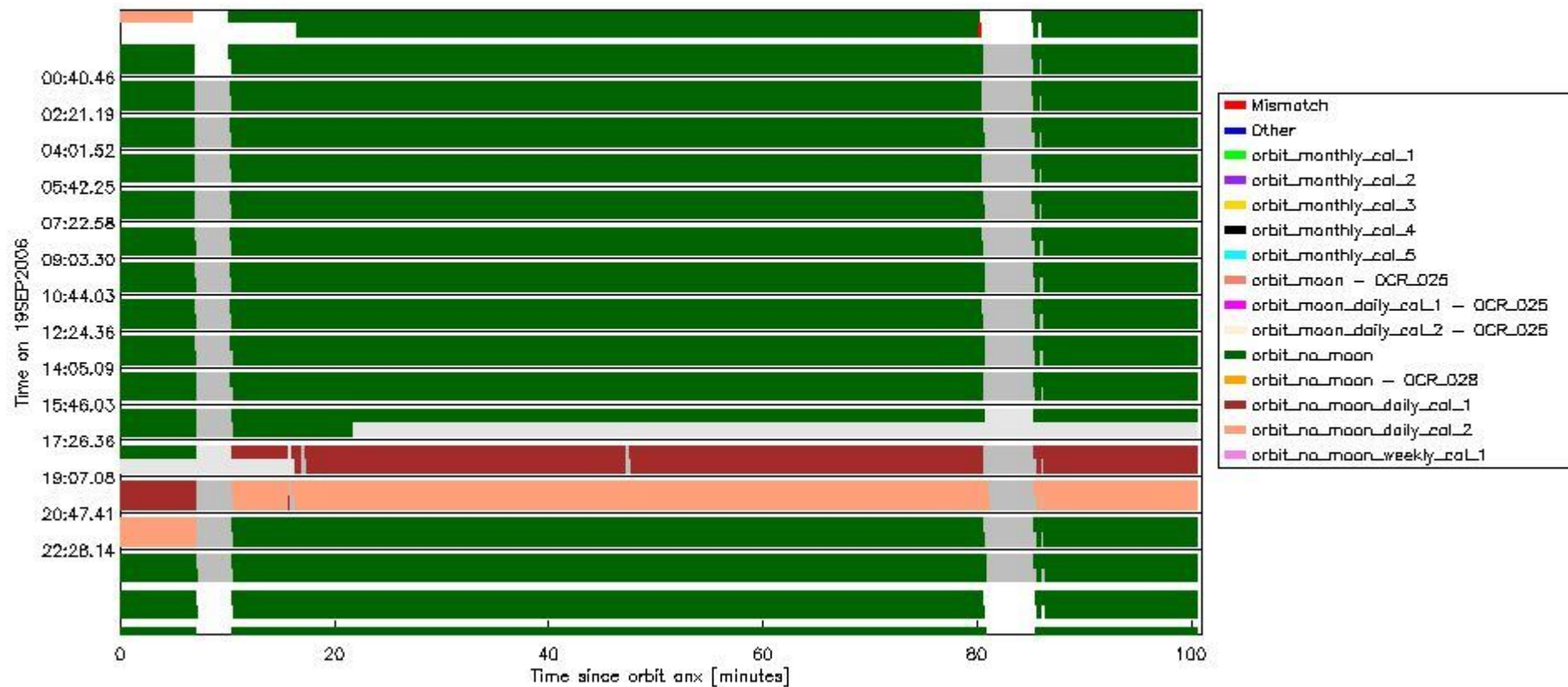


sciamachy_daily_report_level0_PFHS_5_37_N_20060919_5.PNG

This section gives an analysis of the DMOP execution. The execution is monitored by assigning various activities to timeline sequences found in the DMOP file, and by checking where "NEW" datasets are available in SCI_NL__1P products.

The following plot gives an overview of planned activities and actual state ids in the Level 0 products. The planning is taken from the DMOP files, and interpreted using information from OSDF files.

Bar plot of planned DMOP activities and new calibration data for SCIAMACHY.
 Each row indicates an orbit. A light gray colour indicates the time span of 19SEP2006.
 A medium gray color indicates the time span of available SCI_NL_1P products for this day.
 The remaining colours indicate planned activities and/or special measurements.
 Planned activities are shown on the top half of each row, special measurements on the bottom half.



sciamachy_daily_report_level0_PFHS_5_37_N_20060919_6.PNG

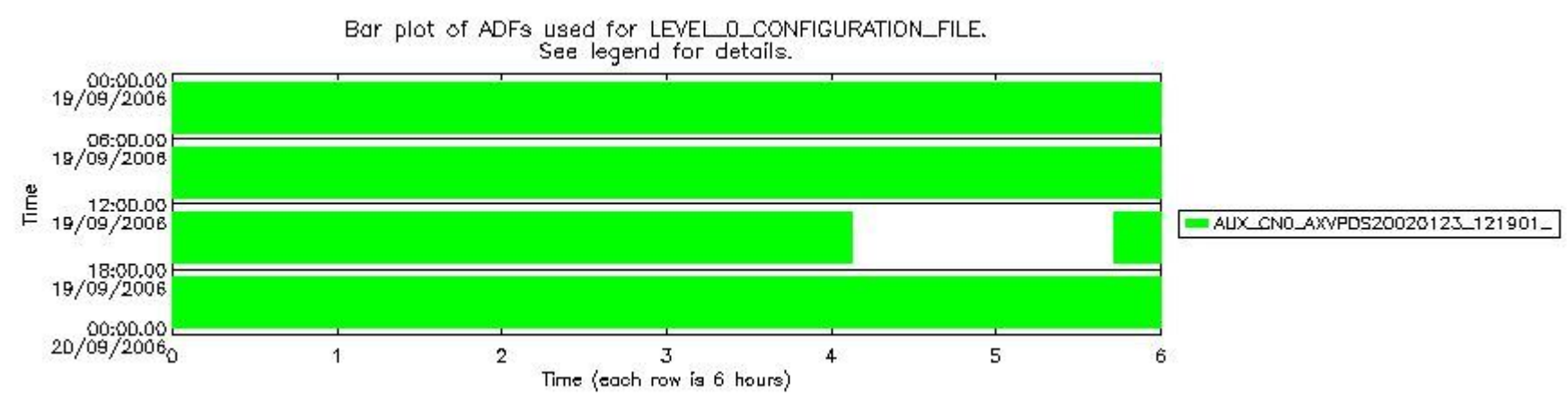
0.4 ADF monitoring

This section shows the (variation in) ADFs used for each of the products. It consists of:

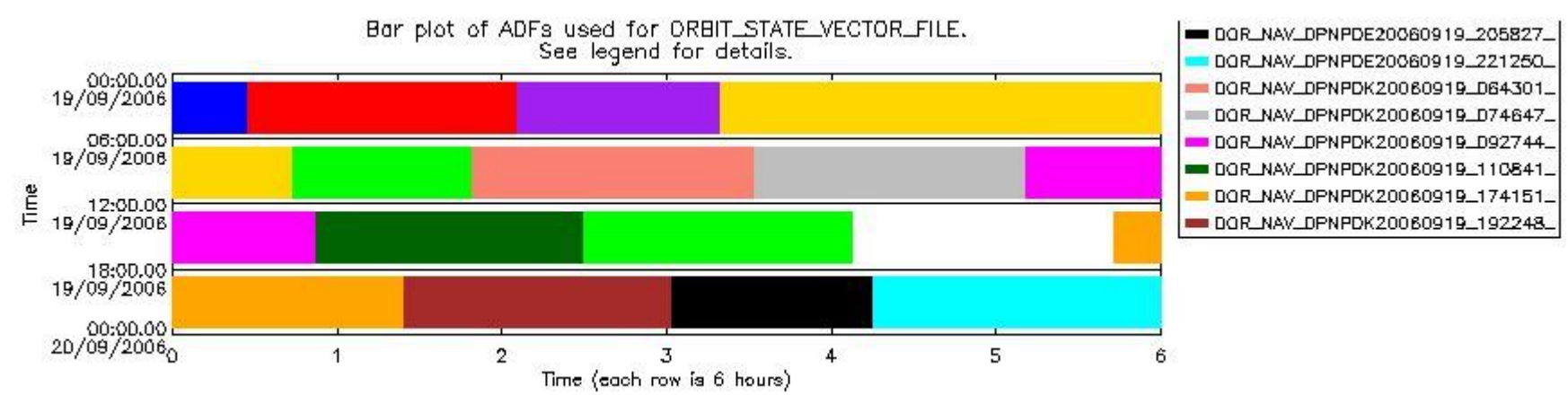
- A table showing which ADFs were used for processing (red values indicate that multiple ADFs of the same type were used)
- Various time line plots, one for each ADF, which show when which ADF was used.

If multiple ADFs of a single type were used, these are marked **red** in the table.

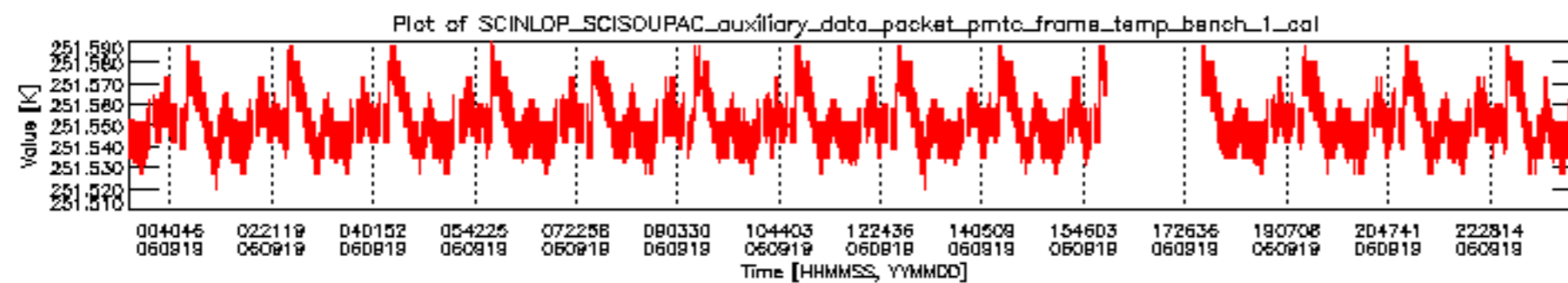
Number	ADF
	CN0 (LEVEL_0_CONFIGURATION_FILE)
0	AUX_CN0_AXVPDS20020123_121901_20020101_000000_20200101_000000
	FPO (ORBIT_STATE_VECTOR_FILE)
1	AUX_FPO_AXVPDS20060918_225628_20060918_193845_20060928_210501
2	DOR_NAV_OPNPDE20060918_205315_000063752051_00200_23801_0586.N1
3	DOR_NAV_OPNPDE20060918_224450_000057382051_00201_23802_0587.N1
4	DOR_NAV_OPNPDE20060919_020125_000041442051_00203_23804_0589.N1
5	DOR_NAV_OPNPDE20060919_031548_000060572051_00204_23805_0590.N1
6	DOR_NAV_OPNPDE20060919_205827_000041442051_00215_23816_0592.N1
7	DOR_NAV_OPNPDE20060919_221250_000057382051_00215_23816_0593.N1
8	DOR_NAV_OPNPDK20060919_064301_000035062051_00206_23807_0779.N1
9	DOR_NAV_OPNPDK20060919_074647_000057382051_00207_23808_0780.N1
10	DOR_NAV_OPNPDK20060919_092744_000057382051_00208_23809_0781.N1
11	DOR_NAV_OPNPDK20060919_110841_000057382051_00209_23810_0782.N1
12	DOR_NAV_OPNPDK20060919_174151_000057382051_00213_23814_0786.N1
13	DOR_NAV_OPNPDK20060919_192248_000057382051_00214_23815_0787.N1

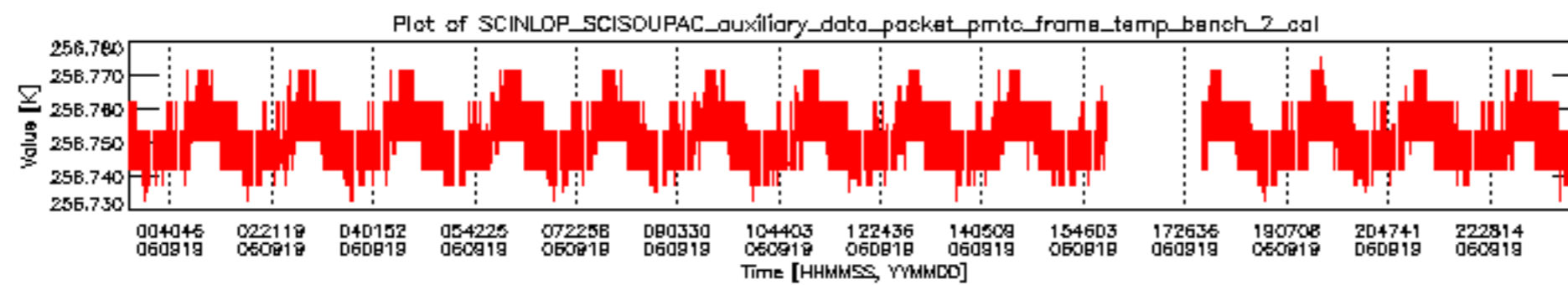


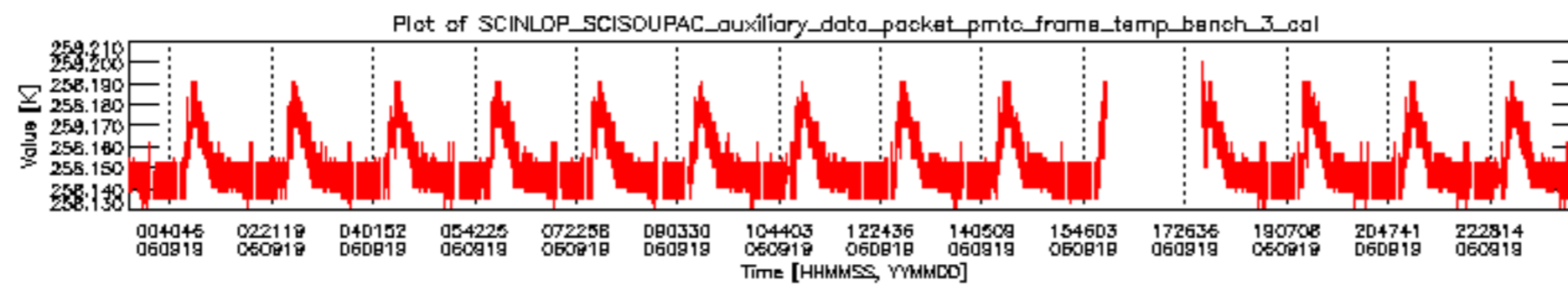
sciamachy_daily_report_level0_PPHS_5_37_N_20060919_7.PNG

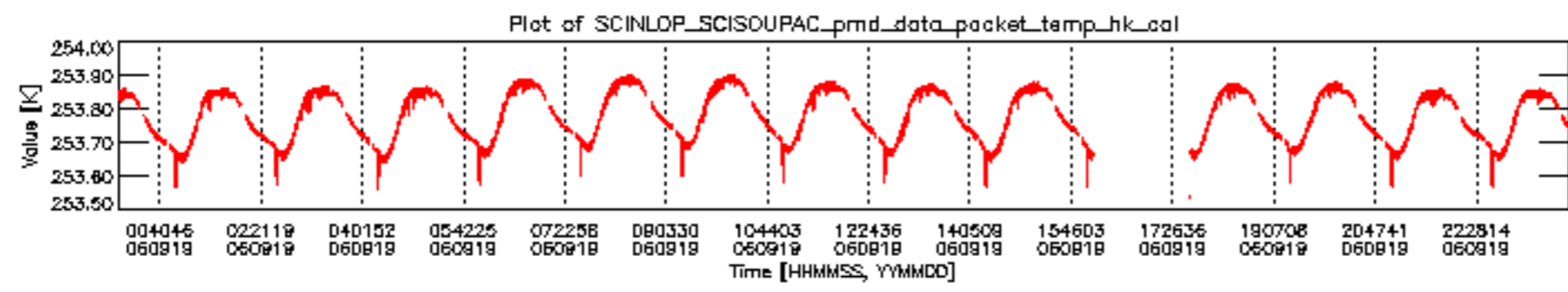


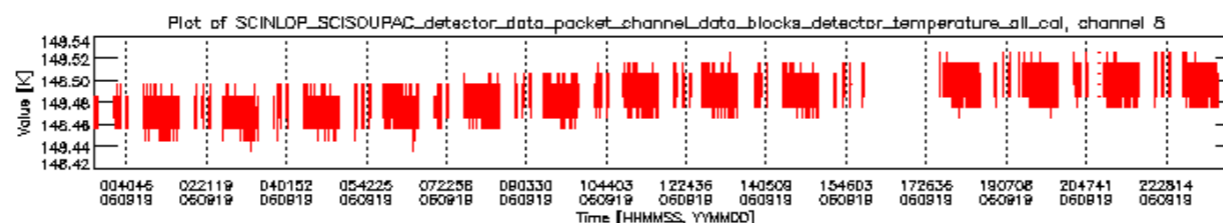
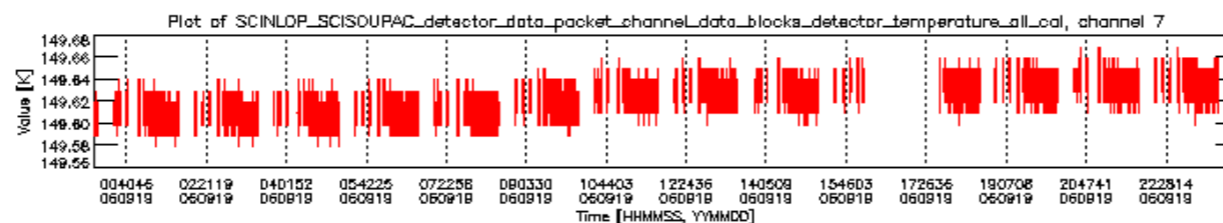
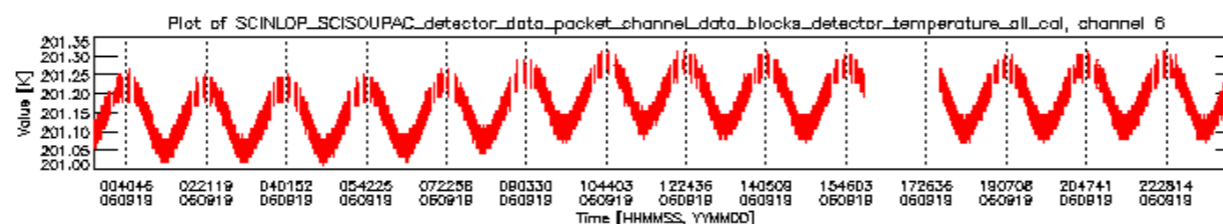
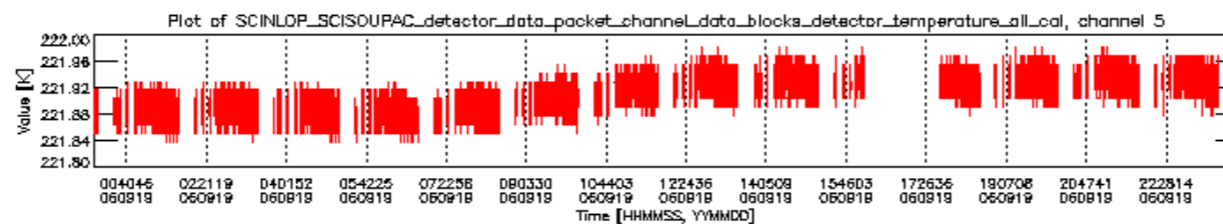
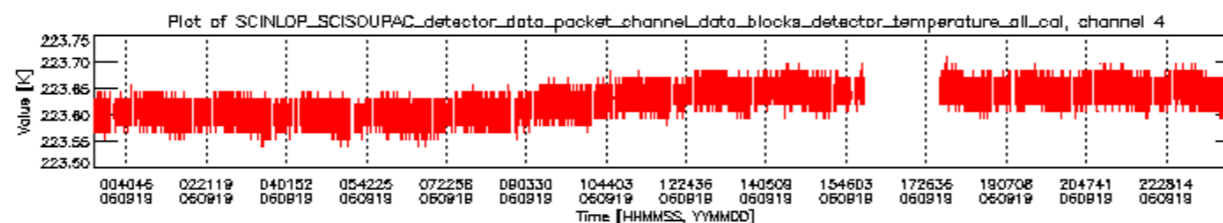
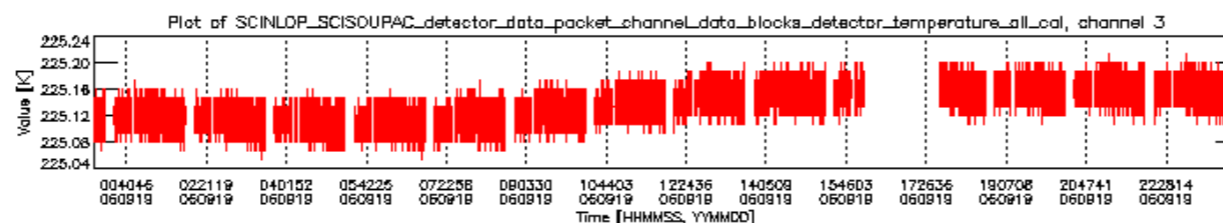
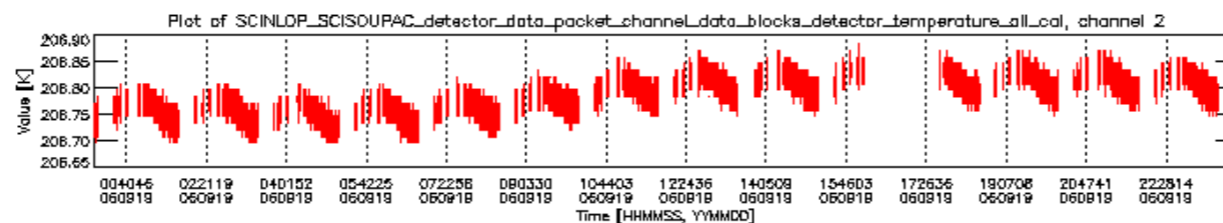
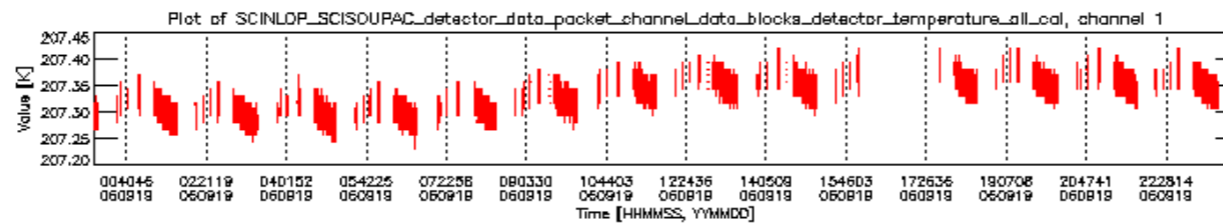
sciamachy_daily_report_level0_PPHS_5_37_N_20060919_8.PNG

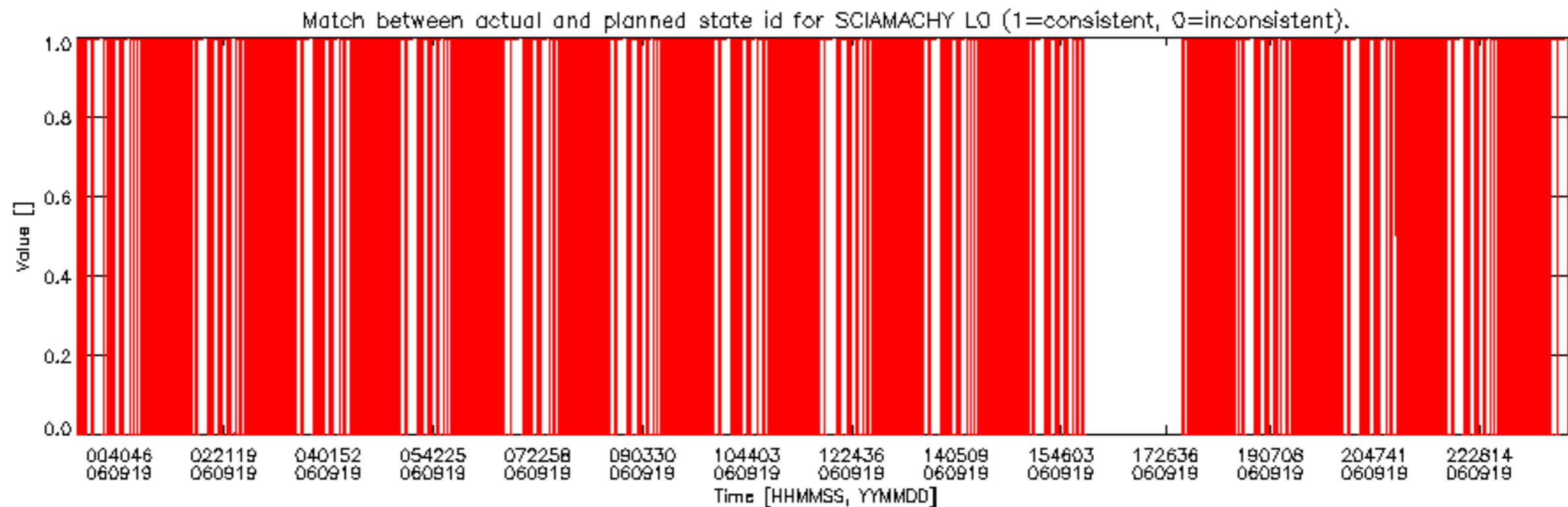
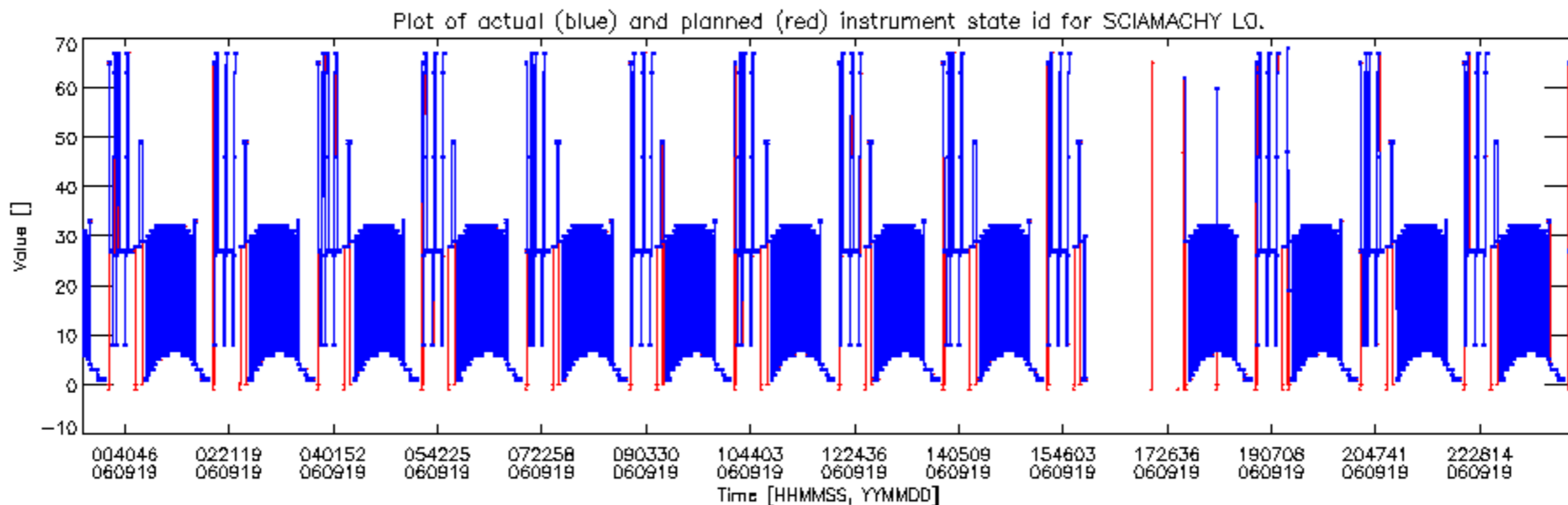












Bar plot of planned DMOP activities and new calibration data for SCIAMACHY.
 Each row indicates an orbit. A light gray colour indicates the time span of 19SEP2006.
 A medium gray color indicates the time span of available SCI_NL_1P products for this day.
 The remaining colours indicate planned activities and/or special measurements.
 Planned activities are shown on the top half of each row, special measurements on the bottom half.

