

# 0. SCIAMACHY Daily Report for level 0 products

## [0.1 General Info](#)

## [0.2 Product Quality Indicators](#)

## [0.3 State monitoring](#)

## [0.4 ADF monitoring](#)

### 0.1 General Info

This report contains a daily analysis on parameters extracted from SCIAMACHY level 0 data (The SCI\_NL\_\_0P product).

#### 0.1.1 Report summary

The table below shows general characteristics of the data that are included into this report.

Item	Value
Report version	vdraft_20050403
Time of report generation	31JUL2006 05:06:46
Data source version	PFHS/5.37-N
Processing scope for products	27JUL2006 00:00:00 to 28JUL2006 00:00:00
Start time of first product within scope	26JUL2006 22:44:40
Stop time of last product within scope	28JUL2006 01:32:59
Total number of level 0 products	17
Number of level 0 products with errors	17

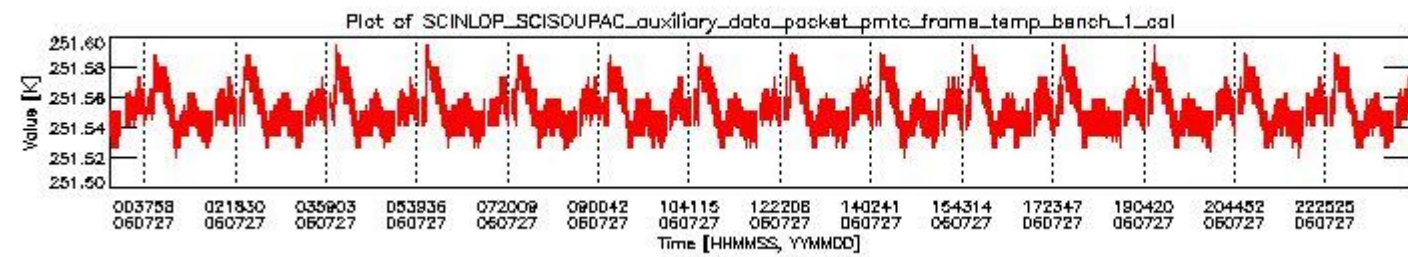
#### 0.1.2 Summary per product

The following table shows a summary for each product used in this report.

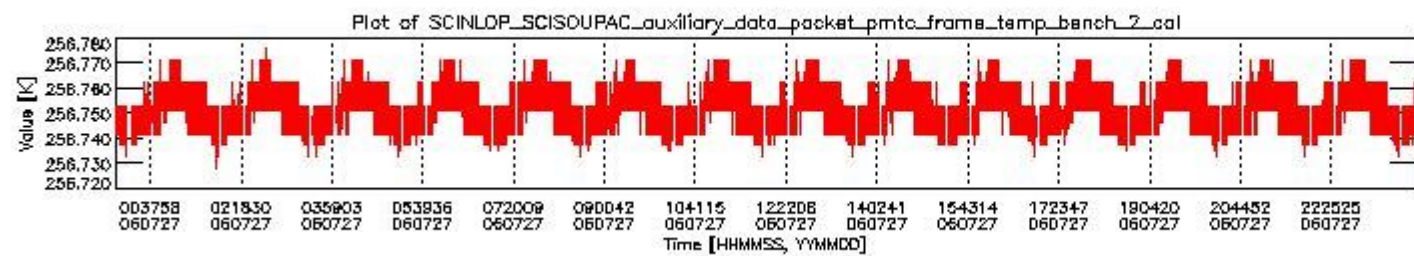
#	Product name	Start time	Stop time	Prod err	ISP err sign	ISP miss sign	ISP disc sign	rs sign
0	SCI_NL__OPNPDE20060726_224440_000060882049_00430_23029_0211.N1	26JUL2006 22:44:40	27JUL2006 00:26:08	1	0	1	0	0
1	SCI_NL__OPNPDE20060727_002524_000059042049_00431_23030_0212.N1	27JUL2006 00:25:24	27JUL2006 02:03:48	1	0	1	0	0
2	SCI_NL__OPNPDE20060727_020224_000044562049_00432_23031_0213.N1	27JUL2006 02:02:24	27JUL2006 03:16:41	1	0	1	0	0
3	SCI_NL__OPNPDE20060727_031641_000061732049_00433_23032_0214.N1	27JUL2006 03:16:41	27JUL2006 04:59:35	1	0	1	0	0
4	SCI_NL__OPNPDE20060727_045935_000060232049_00434_23033_0215.N1	27JUL2006 04:59:35	27JUL2006 06:39:58	1	0	1	0	0
5	SCI_NL__OPNPDK20060727_063902_000041692049_00435_23034_0262.N1	27JUL2006 06:39:02	27JUL2006 07:48:32	1	0	1	0	0
6	SCI_NL__OPNPDK20060727_074736_000061472049_00436_23035_0263.N1	27JUL2006 07:47:36	27JUL2006 09:30:04	1	0	1	0	0
7	SCI_NL__OPNPDK20060727_092908_000060362049_00437_23036_0264.N1	27JUL2006 09:29:08	27JUL2006 11:09:44	1	0	1	0	0
8	SCI_NL__OPNPDK20060727_110849_000059672049_00438_23037_0265.N1	27JUL2006 11:08:49	27JUL2006 12:48:16	1	0	1	0	0
9	SCI_NL__OPNPDK20060727_124816_000059112049_00439_23038_0266.N1	27JUL2006 12:48:16	27JUL2006 14:26:48	1	0	1	0	0
10	SCI_NL__OPNPDK20060727_142552_000058992049_00440_23039_0267.N1	27JUL2006 14:25:52	27JUL2006 16:04:11	1	0	1	0	0
11	SCI_NL__OPNPDK20060727_160411_000059032049_00441_23040_0268.N1	27JUL2006 16:04:11	27JUL2006 17:42:35	1	0	1	0	0
12	SCI_NL__OPNPDK20060727_174030_000059372049_00442_23041_0269.N1	27JUL2006 17:40:30	27JUL2006 19:19:28	1	0	1	0	0
13	SCI_NL__OPNPDK20060727_191832_000060872049_00443_23042_0270.N1	27JUL2006 19:18:32	27JUL2006 20:59:59	1	0	1	0	0
14	SCI_NL__OPNPDE20060727_205851_000044092049_00444_23043_0216.N1	27JUL2006 20:58:51	27JUL2006 22:12:20	1	0	1	0	0
15	SCI_NL__OPNPDE20060727_221103_000062122049_00444_23043_0217.N1	27JUL2006 22:11:03	27JUL2006 23:54:35	1	0	1	0	0
16	SCI_NL__OPNPDE20060727_235307_000059912049_00445_23044_0218.N1	27JUL2006 23:53:07	28JUL2006 01:32:59	1	0	1	0	0

## 0.2 Product Quality Indicators

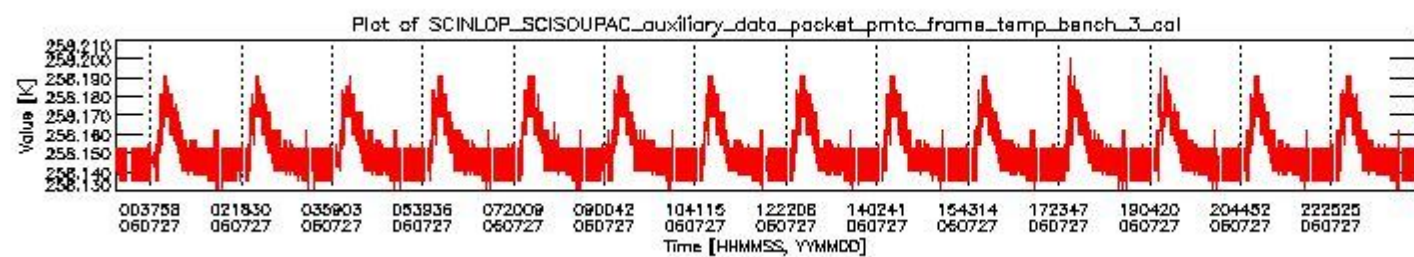
This section shows information about product quality, currently temperatures.



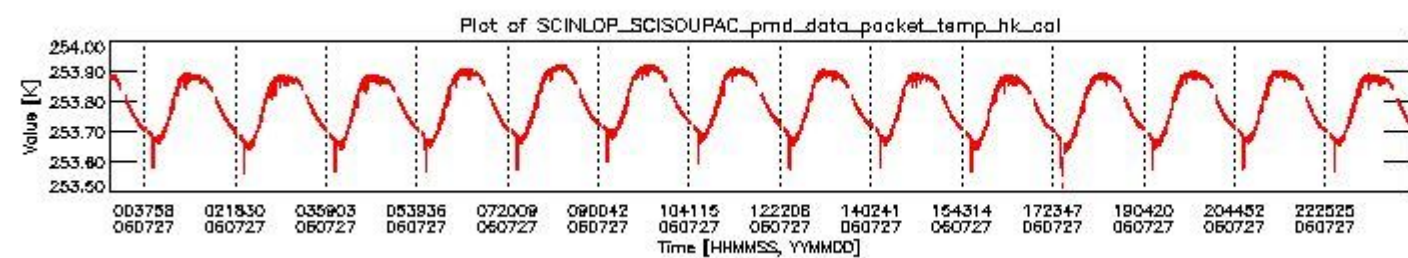
sciamachy\_daily\_report\_level0\_PFHS\_5\_37\_N\_20060727\_0.PNG



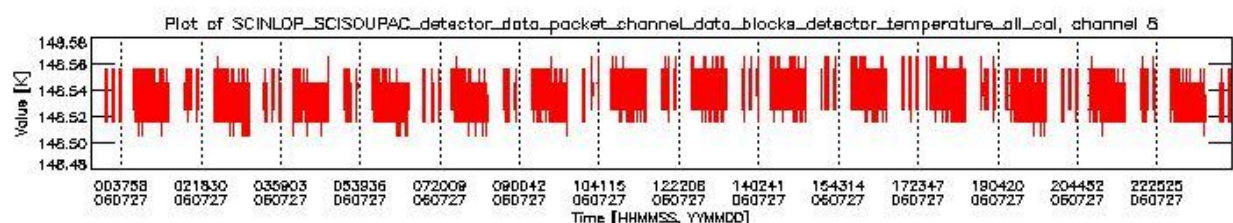
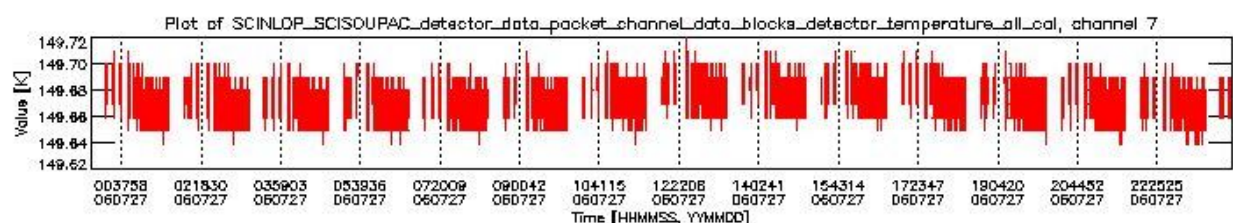
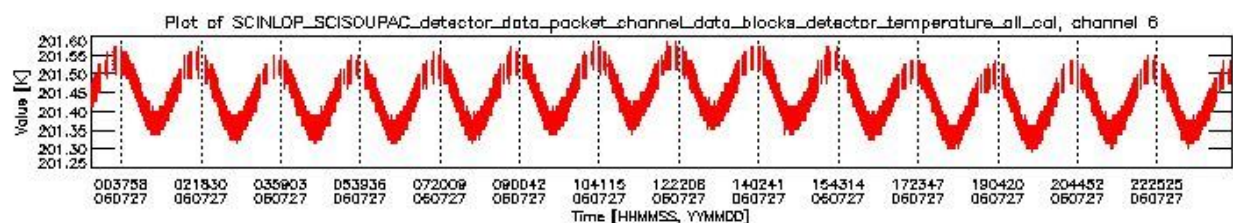
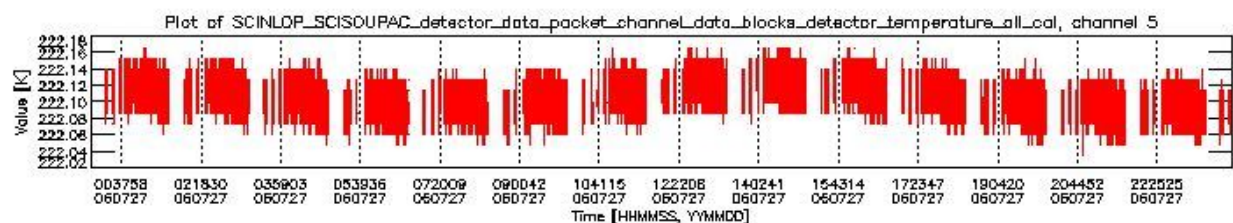
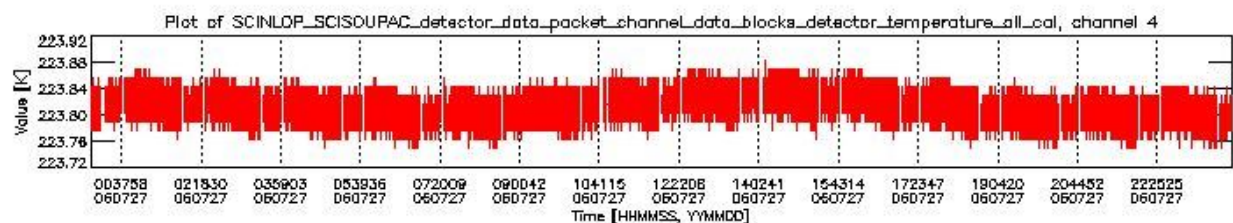
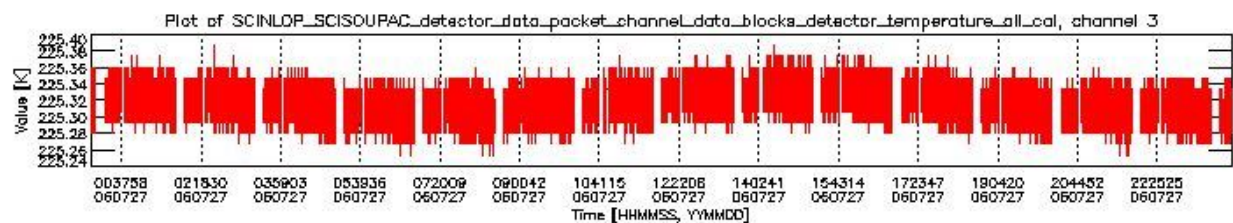
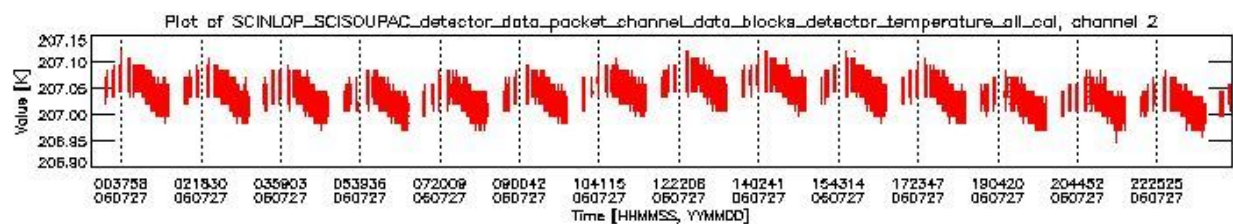
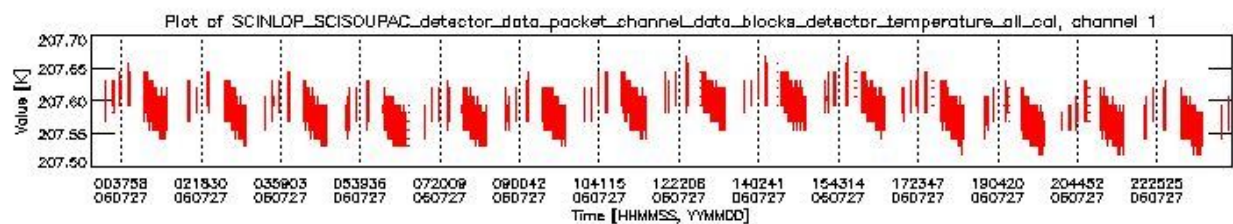
sciamachy\_daily\_report\_level0\_PFHS\_5\_37\_N\_20060727\_1.PNG



sciamachy\_daily\_report\_level0\_PFHS\_5\_37\_N\_20060727\_2.PNG



sciamachy\_daily\_report\_level0\_PFHS\_5\_37\_N\_20060727\_3.PNG



### 0.3 State monitoring

No instrument tracking information available.

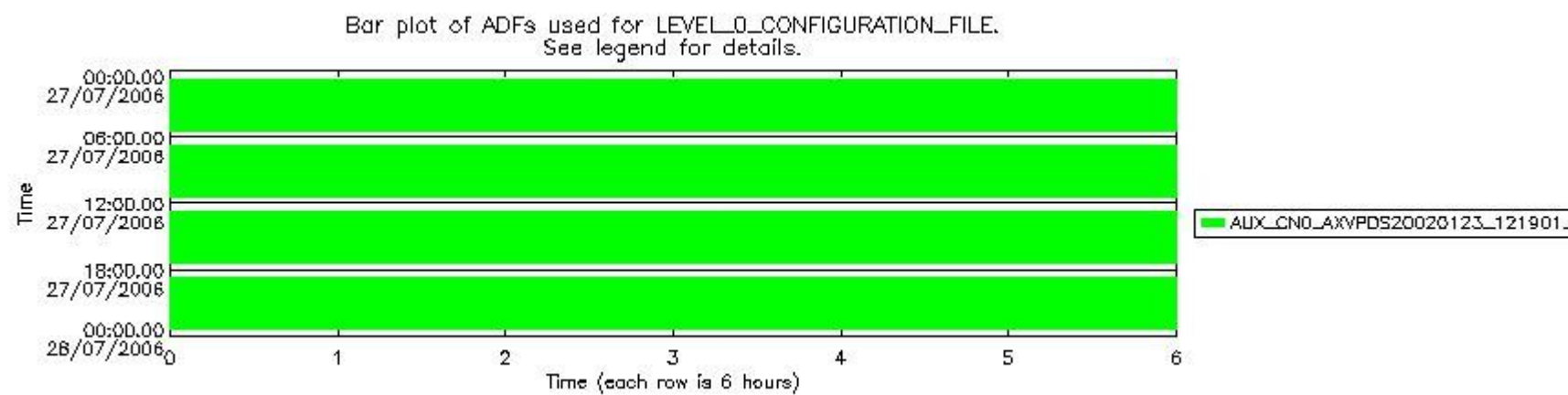
### 0.4 ADF monitoring

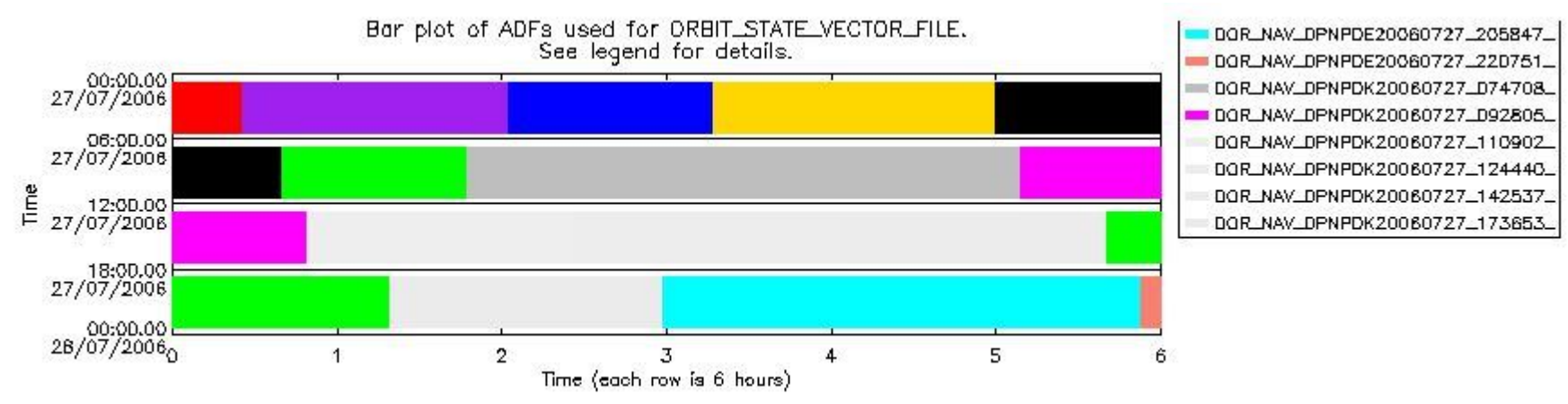
This section shows the (variation in) ADFs used for each of the products. It consists of:

- A table showing which ADFs were used for processing (red values indicate that multiple ADFs of the same type were used)
- Various time line plots, one for each ADF, which show when which ADF was used.

If multiple ADFs of a single type were used, these are marked **red** in the table.

Number	ADF
	<b>CNO (LEVEL_0_CONFIGURATION_FILE)</b>
0	AUX_CNO_AXVPDS20020123_121901_20020101_000000_20200101_000000
	<b>FPO (ORBIT_STATE_VECTOR_FILE)</b>
1	AUX_FPO_AXVPDS20060726_224904_20060726_193559_20060805_210212
2	AUX_FPO_AXVPDS20060726_224931_20060726_193559_20060805_210212
3	DOR_NAV_OPNPDE20060726_205337_000063752049_00429_23028_0209.N1
4	DOR_NAV_OPNPDE20060726_224511_000057382049_00430_23029_0210.N1
5	DOR_NAV_OPNPDE20060727_020146_000041442049_00432_23031_0211.N1
6	DOR_NAV_OPNPDE20060727_031609_000057382049_00433_23032_0213.N1
7	DOR_NAV_OPNPDE20060727_205847_000038252049_00444_23043_0215.N1
8	DOR_NAV_OPNPDE20060727_220751_000060562049_00444_23043_0216.N1
9	DOR_NAV_OPNPDK20060727_074708_000057382049_00436_23035_0270.N1
10	DOR_NAV_OPNPDK20060727_092805_000057382049_00437_23036_0271.N1
11	DOR_NAV_OPNPDK20060727_110902_000054192049_00438_23037_0272.N1
12	DOR_NAV_OPNPDK20060727_124440_000057382049_00439_23038_0273.N1
13	DOR_NAV_OPNPDK20060727_142537_000054192049_00440_23039_0274.N1
14	DOR_NAV_OPNPDK20060727_173653_000057382049_00442_23041_0276.N1





sciamachy\_daily\_report\_level0\_PFHS\_5\_37\_N\_20060727\_6.PNG

