

# 0. SCIAMACHY Daily Report for level 0 products

## [0.1 General Info](#)

## [0.2 Product Quality Indicators](#)

## [0.3 State monitoring](#)

## [0.4 ADF monitoring](#)

### 0.1 General Info

This report contains a daily analysis on parameters extracted from SCIAMACHY level 0 data (The SCI\_NL\_\_0P product).

#### 0.1.1 Report summary

The table below shows general characteristics of the data that are included into this report.

Item	Value
Report version	vdraft_20050403
Time of report generation	25JUL2006 07:57:47
Data source version	PFHS/5.37-N
Processing scope for products	15JUL2006 00:00:00 to 16JUL2006 00:00:00
Start time of first product within scope	14JUL2006 22:20:23
Stop time of last product within scope	16JUL2006 01:10:34
Total number of level 0 products	17
Number of level 0 products with errors	17

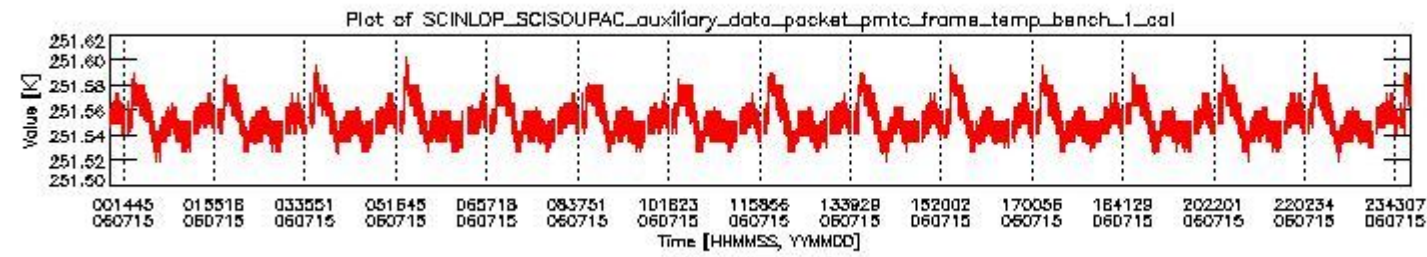
#### 0.1.2 Summary per product

The following table shows a summary for each product used in this report.

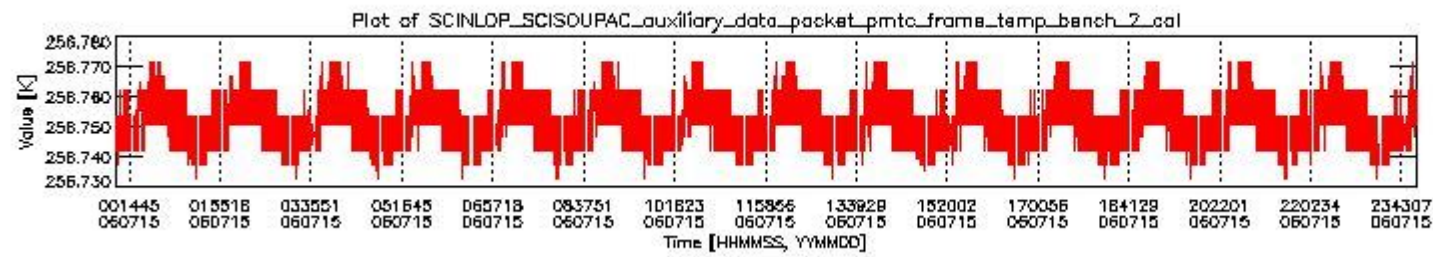
#	Product name	Start time	Stop time	Prod err	ISP err sign	ISP miss sign	ISP disc sign	rs sign
0	SCI_NL__OPNPDE20060714_222023_000062092049_00258_22857_0126.N1	14JUL2006 22:20:23	15JUL2006 00:03:52	1	0	1	0	0
1	SCI_NL__OPNPDE20060715_000224_000059842049_00259_22858_0127.N1	15JUL2006 00:02:24	15JUL2006 01:42:08	1	0	1	0	0
2	SCI_NL__OPNPDE20060715_014048_000043392049_00260_22859_0128.N1	15JUL2006 01:40:48	15JUL2006 02:53:07	1	0	1	0	0
3	SCI_NL__OPNPDE20060715_025307_000060482049_00261_22860_0129.N1	15JUL2006 02:53:07	15JUL2006 04:33:56	1	0	1	0	0
4	SCI_NL__OPNPDE20060715_043247_000062162049_00262_22861_0130.N1	15JUL2006 04:32:47	15JUL2006 06:16:24	1	0	1	0	0
5	SCI_NL__OPNPDK20060715_061528_000042382049_00263_22862_0158.N1	15JUL2006 06:15:28	15JUL2006 07:26:06	1	0	1	0	0
6	SCI_NL__OPNPDK20060715_072458_000060912049_00264_22863_0159.N1	15JUL2006 07:24:58	15JUL2006 09:06:30	1	0	1	0	0
7	SCI_NL__OPNPDK20060715_090630_000059802049_00265_22864_0160.N1	15JUL2006 09:06:30	15JUL2006 10:46:10	1	0	1	0	0
8	SCI_NL__OPNPDK20060715_104610_000059112049_00266_22865_0161.N1	15JUL2006 10:46:10	15JUL2006 12:24:41	1	0	1	0	0
9	SCI_NL__OPNPDK20060715_122333_000060482049_00267_22866_0162.N1	15JUL2006 12:23:33	15JUL2006 14:04:22	1	0	1	0	0
10	SCI_NL__OPNPDK20060715_140313_000059672049_00268_22867_0163.N1	15JUL2006 14:03:13	15JUL2006 15:42:41	1	0	1	0	0
11	SCI_NL__OPNPDK20060715_154145_000058332049_00269_22868_0164.N1	15JUL2006 15:41:45	15JUL2006 17:18:58	1	0	1	0	0
12	SCI_NL__OPNPDK20060715_171802_000058692049_00270_22869_0165.N1	15JUL2006 17:18:02	15JUL2006 18:55:52	1	0	1	0	0
13	SCI_NL__OPNPDK20060715_185400_000061992049_00271_22870_0166.N1	15JUL2006 18:54:00	15JUL2006 20:37:20	1	0	1	0	0
14	SCI_NL__OPNPDE20060715_203515_000045302049_00272_22871_0131.N1	15JUL2006 20:35:15	15JUL2006 21:50:46	1	0	1	0	0
15	SCI_NL__OPNPDE20060715_214922_000060432049_00272_22871_0132.N1	15JUL2006 21:49:22	15JUL2006 23:30:06	1	0	1	0	0
16	SCI_NL__OPNPDE20060715_232838_000061162049_00273_22872_0133.N1	15JUL2006 23:28:38	16JUL2006 01:10:34	1	0	1	0	0

## 0.2 Product Quality Indicators

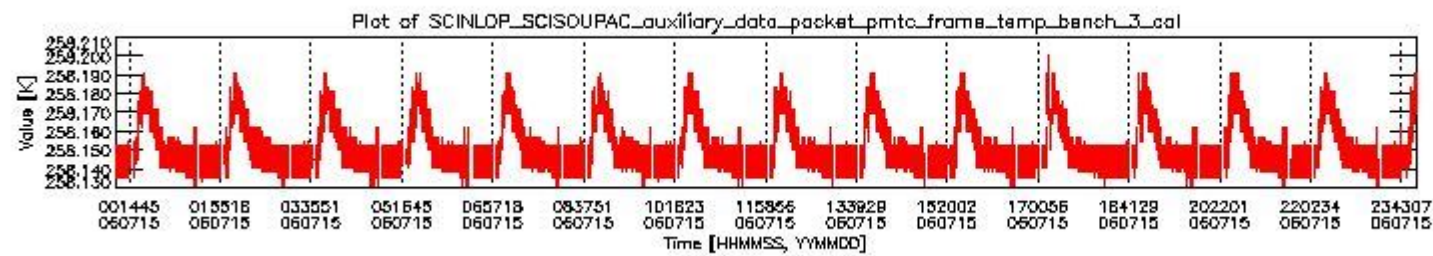
This section shows information about product quality, currently temperatures.



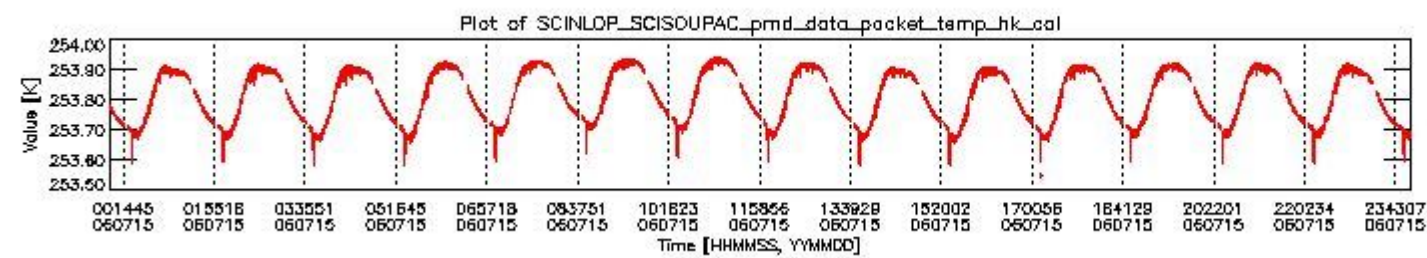
sciamachy\_daily\_report\_level0\_PFHS\_5\_37\_N\_20060715\_0.PNG



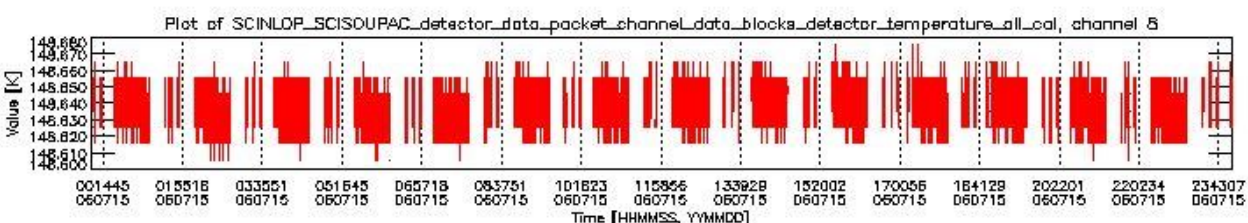
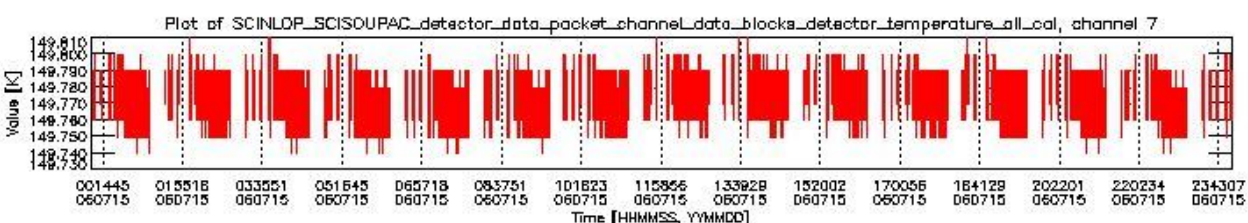
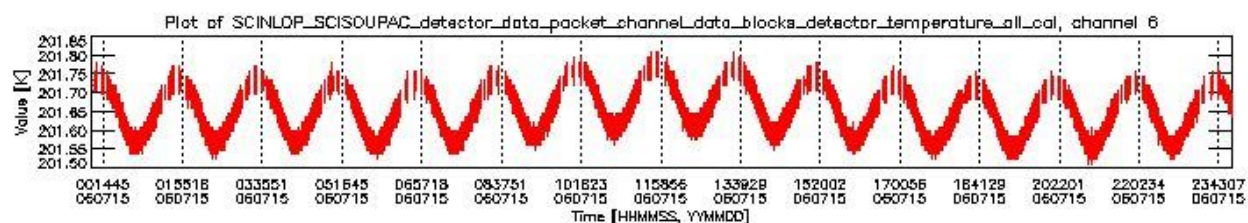
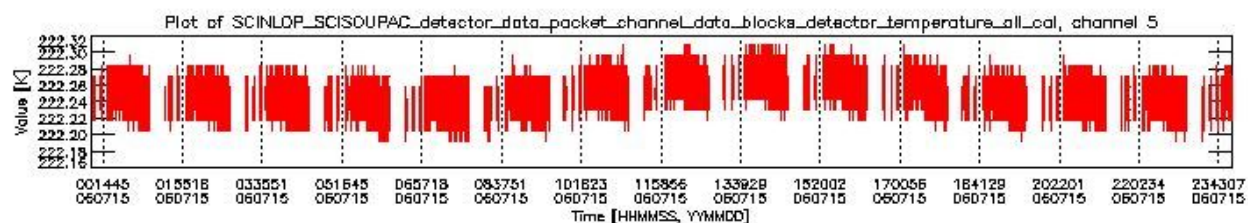
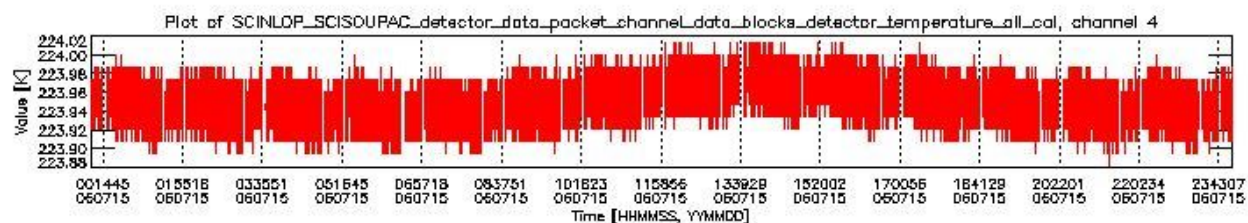
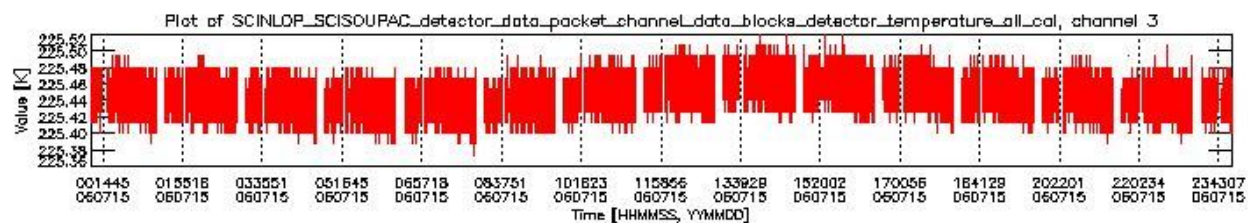
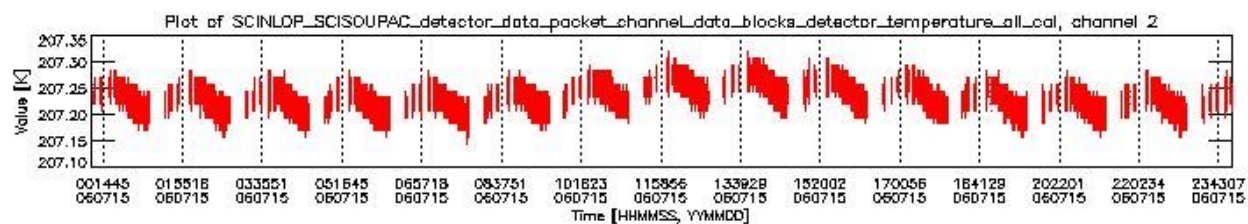
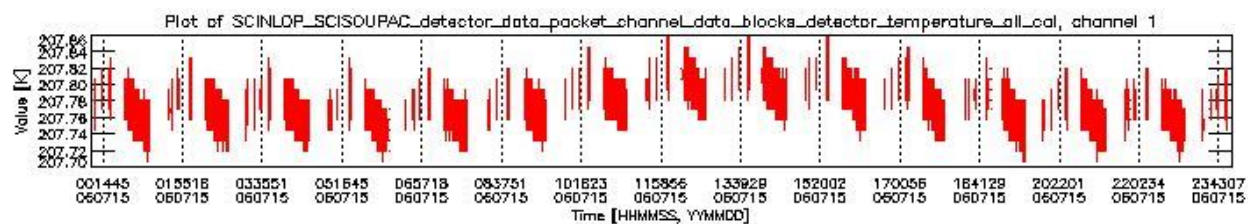
sciamachy\_daily\_report\_level0\_PFHS\_5\_37\_N\_20060715\_1.PNG



sciamachy\_daily\_report\_level0\_PFHS\_5\_37\_N\_20060715\_2.PNG



sciamachy\_daily\_report\_level0\_PFHS\_5\_37\_N\_20060715\_3.PNG



### 0.3 State monitoring

No instrument tracking information available.

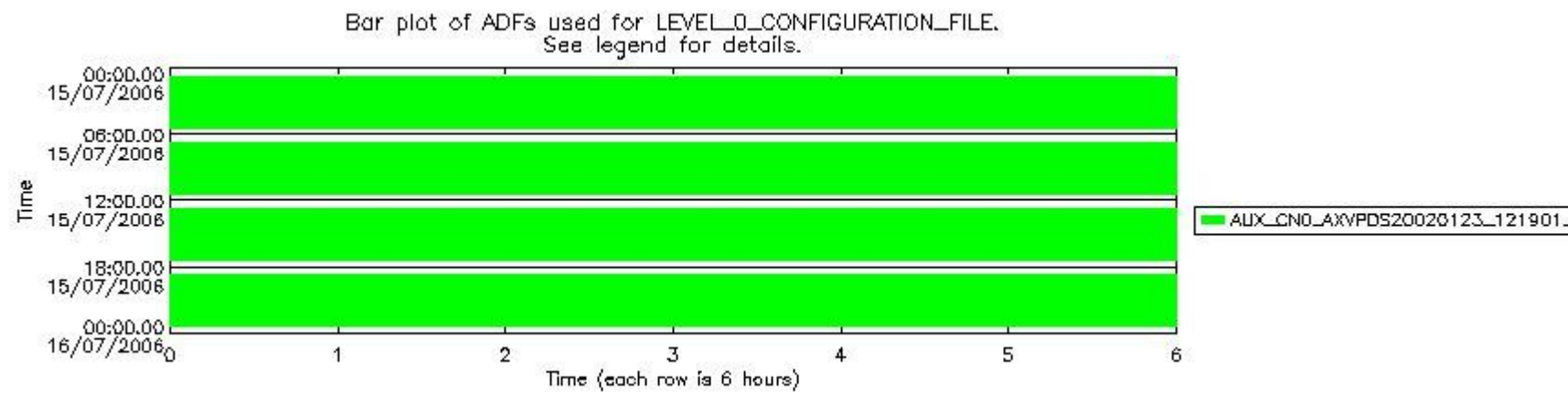
### 0.4 ADF monitoring

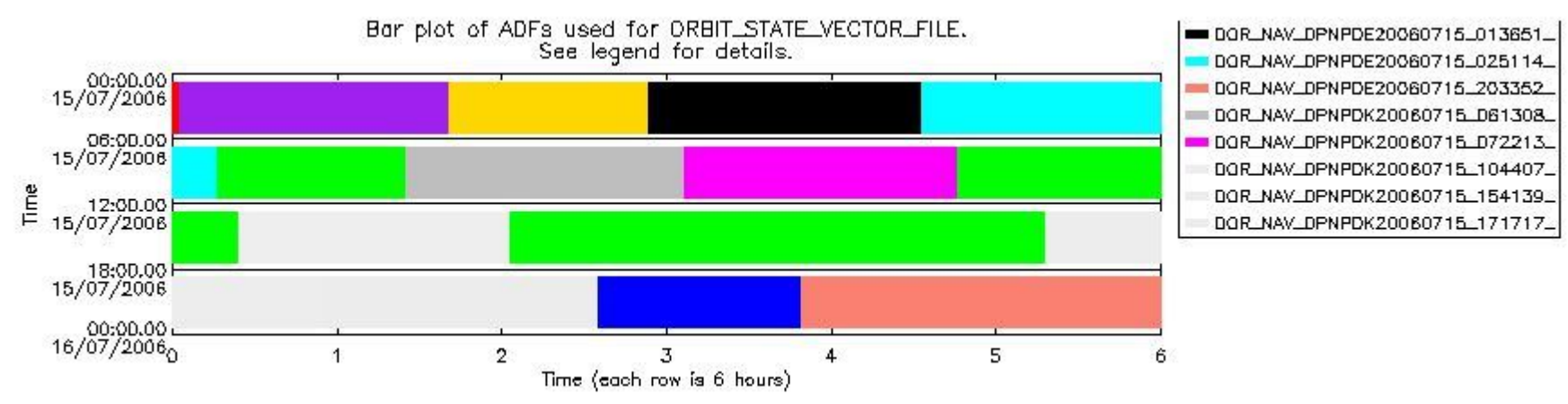
This section shows the (variation in) ADFs used for each of the products. It consists of:

- A table showing which ADFs were used for processing (red values indicate that multiple ADFs of the same type were used)
- Various time line plots, one for each ADF, which show when which ADF was used.

If multiple ADFs of a single type were used, these are marked **red** in the table.

Number	ADF
	<b>CNO (LEVEL_0_CONFIGURATION_FILE)</b>
0	AUX_CNO_AXVPDS20020123_121901_20020101_000000_20200101_000000
	<b>FPO (ORBIT_STATE_VECTOR_FILE)</b>
1	AUX_FPO_AXVPDS20060715_000634_20060714_191259_20060724_203913
2	AUX_FPO_AXVPDS20060715_000655_20060714_191259_20060724_203913
3	DOR_NAV_OPNPDE20060714_210553_000041442049_00258_22857_0123.N1
4	DOR_NAV_OPNPDE20060714_222016_000057382049_00258_22857_0124.N1
5	DOR_NAV_OPNPDE20060715_000113_000054192049_00259_22858_0125.N1
6	DOR_NAV_OPNPDE20060715_013651_000041442049_00260_22859_0126.N1
7	DOR_NAV_OPNPDE20060715_025114_000057382049_00261_22860_0127.N1
8	DOR_NAV_OPNPDE20060715_203352_000041442049_00272_22871_0129.N1
9	DOR_NAV_OPNPDK20060715_061308_000038252049_00263_22862_0165.N1
10	DOR_NAV_OPNPDK20060715_072213_000057382049_00264_22863_0166.N1
11	DOR_NAV_OPNPDK20060715_104407_000054192049_00266_22865_0168.N1
12	DOR_NAV_OPNPDK20060715_154139_000054192049_00269_22868_0171.N1
13	DOR_NAV_OPNPDK20060715_171717_000054192049_00270_22869_0172.N1





sciamachy\_daily\_report\_level0\_PFHS\_5\_37\_N\_20060715\_6.PNG

