

# 0. SCIAMACHY Daily Report for level 0 products

## [0.1 General Info](#)

### [0.2 Product Quality Indicators](#)

### [0.3 State monitoring](#)

### [0.4 ADF monitoring](#)

## 0.1 General Info

This report contains a daily analysis on parameters extracted from SCIAMACHY level 0 data (The SCI\_NL\_\_0P product).

### 0.1.1 Report summary

The table below shows general characteristics of the data that are included into this report.

Item	Value
Report version	vdraft_20050403
Time of report generation	06JUL2006 05:02:21
Data source version	PFHS/5.37-N
Processing scope for products	02JUL2006 00:00:00 to 03JUL2006 00:00:00
Start time of first product within scope	01JUL2006 22:29:06
Stop time of last product within scope	03JUL2006 01:18:42
Total number of level 0 products	17
Number of level 0 products with errors	17

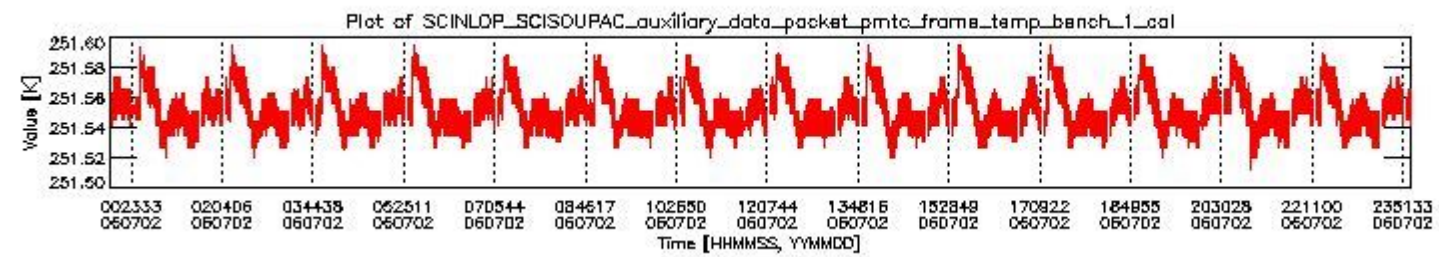
### 0.1.2 Summary per product

The following table shows a summary for each product used in this report.

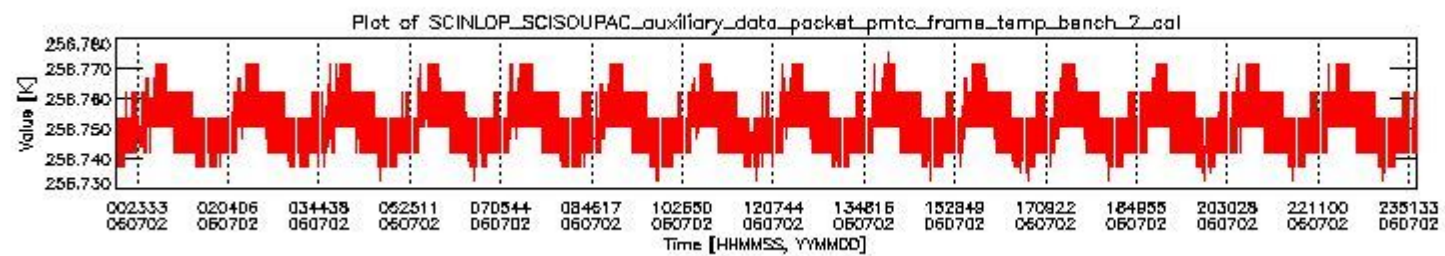
#	Product name	Start time	Stop time	Prod err	ISP err sign	ISP miss sign	ISP disc sign	rs sign
0	SCI_NL__OPNPDE20060701_222906_000060872049_00072_22671_0032.N1	01JUL2006 22:29:06	02JUL2006 00:10:33	1	0	1	0	0
1	SCI_NL__OPNPDE20060702_000905_000060382049_00073_22672_0033.N1	02JUL2006 00:09:05	02JUL2006 01:49:44	1	0	1	0	0
2	SCI_NL__OPNPDE20060702_014813_000045162049_00074_22673_0034.N1	02JUL2006 01:48:13	02JUL2006 03:03:30	1	0	1	0	0
3	SCI_NL__OPNPDE20060702_030330_000061042049_00075_22674_0035.N1	02JUL2006 03:03:30	02JUL2006 04:45:14	1	0	1	0	0
4	SCI_NL__OPNPDE20060702_044514_000060362049_00076_22675_0036.N1	02JUL2006 04:45:14	02JUL2006 06:25:51	1	0	1	0	0
5	SCI_NL__OPNPDK20060702_062551_000040452049_00077_22676_0035.N1	02JUL2006 06:25:51	02JUL2006 07:33:16	1	0	1	0	0
6	SCI_NL__OPNPDK20060702_073316_000060912049_00078_22677_0036.N1	02JUL2006 07:33:16	02JUL2006 09:14:48	1	0	1	0	0
7	SCI_NL__OPNPDK20060702_091352_000060352049_00079_22678_0037.N1	02JUL2006 09:13:52	02JUL2006 10:54:28	1	0	1	0	0
8	SCI_NL__OPNPDK20060702_105332_000060232049_00080_22679_0038.N1	02JUL2006 10:53:32	02JUL2006 12:33:55	1	0	1	0	0
9	SCI_NL__OPNPDK20060702_123259_000059802049_00081_22680_0039.N1	02JUL2006 12:32:59	02JUL2006 14:12:39	1	0	1	0	0
10	SCI_NL__OPNPDK20060702_141239_000058982049_00082_22681_0040.N1	02JUL2006 14:12:39	02JUL2006 15:50:58	1	0	1	0	0
11	SCI_NL__OPNPDK20060702_155002_000058312049_00083_22682_0041.N1	02JUL2006 15:50:02	02JUL2006 17:27:14	1	0	1	0	0
12	SCI_NL__OPNPDK20060702_172509_000060632049_00084_22683_0042.N1	02JUL2006 17:25:09	02JUL2006 19:06:13	1	0	1	0	0
13	SCI_NL__OPNPDK20060702_190517_000060202049_00085_22684_0043.N1	02JUL2006 19:05:17	02JUL2006 20:45:37	1	0	1	0	0
14	SCI_NL__OPNPDE20060702_204333_000044372049_00086_22685_0037.N1	02JUL2006 20:43:33	02JUL2006 21:57:30	1	0	1	0	0
15	SCI_NL__OPNPDE20060702_215730_000062092049_00086_22685_0038.N1	02JUL2006 21:57:30	02JUL2006 23:40:59	1	0	1	0	0
16	SCI_NL__OPNPDE20060702_233942_000059392049_00087_22686_0039.N1	02JUL2006 23:39:42	03JUL2006 01:18:42	1	0	1	0	0

## 0.2 Product Quality Indicators

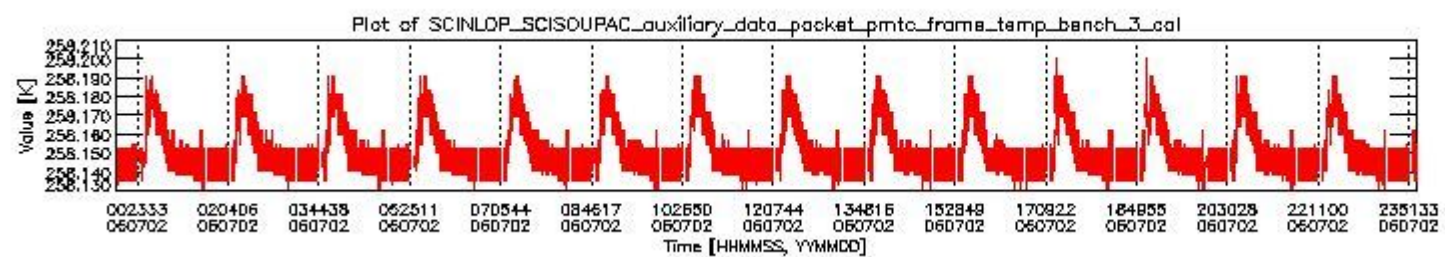
This section shows information about product quality, currently temperatures.



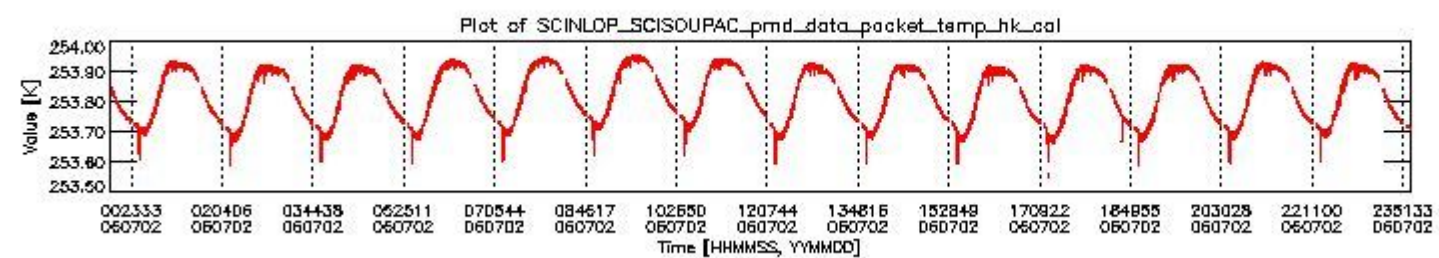
sciamachy\_daily\_report\_level0\_PFHS\_5\_37\_N\_20060702\_0.PNG



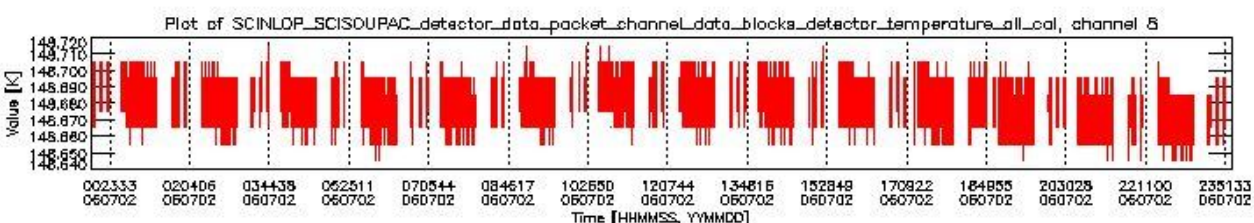
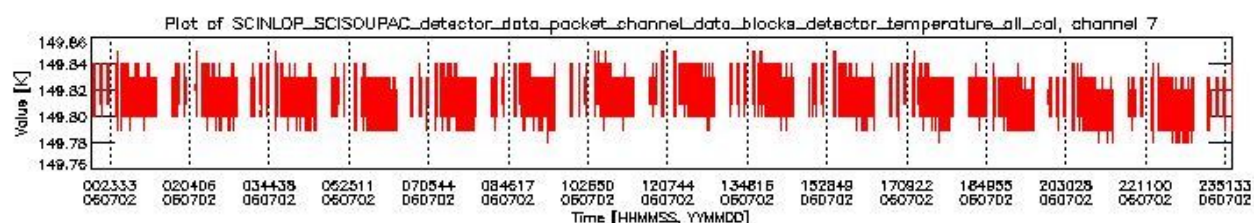
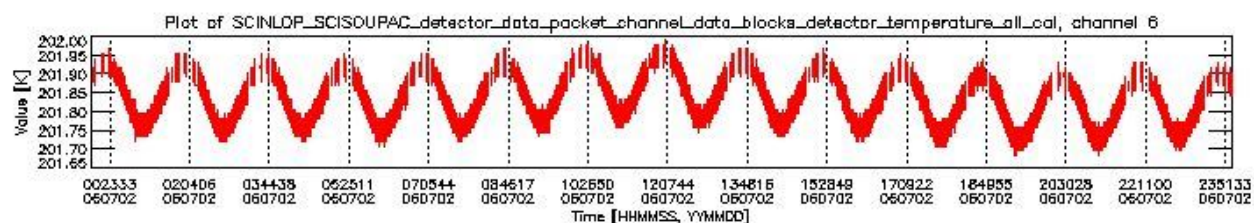
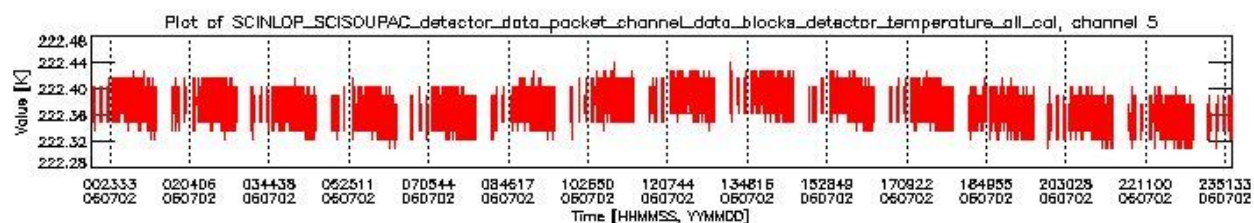
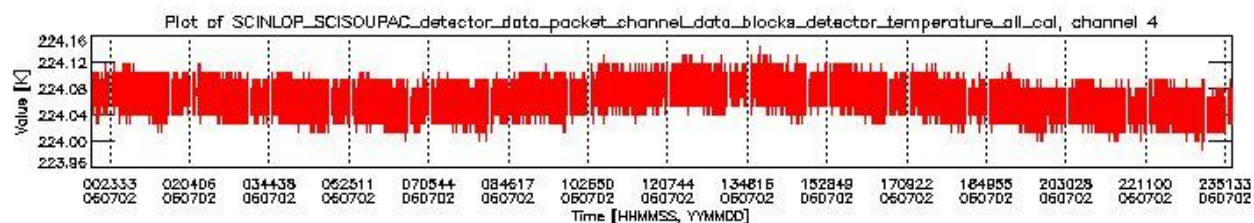
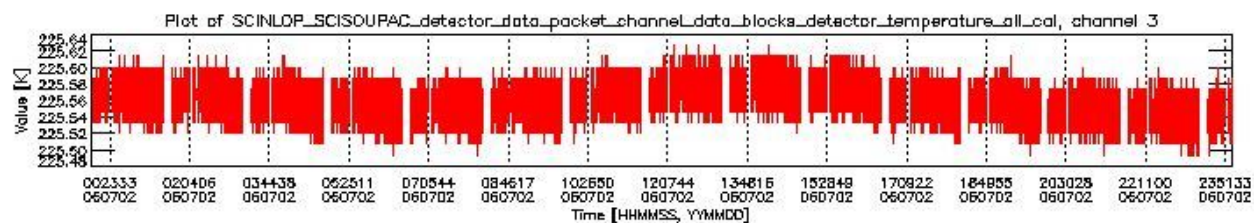
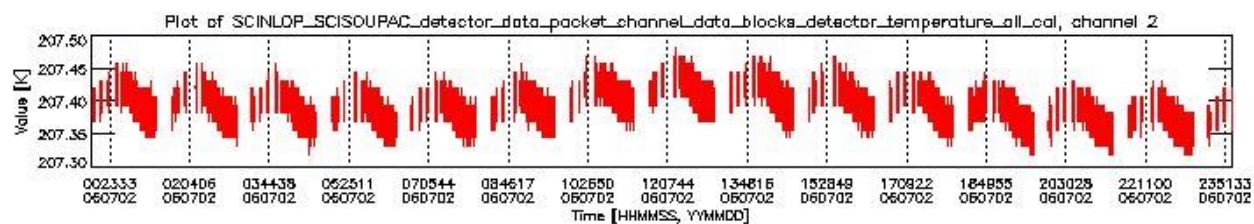
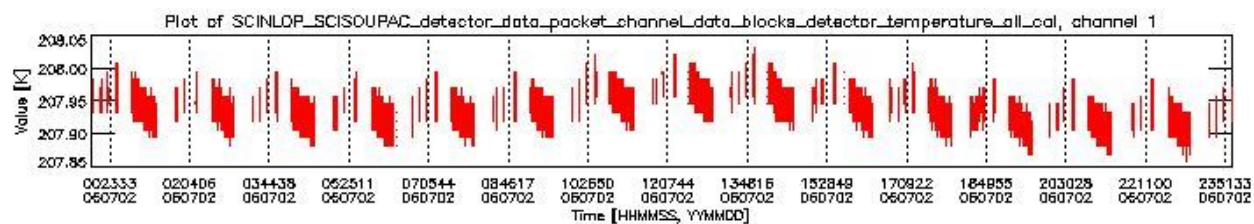
sciamachy\_daily\_report\_level0\_PFHS\_5\_37\_N\_20060702\_1.PNG



sciamachy\_daily\_report\_level0\_PFHS\_5\_37\_N\_20060702\_2.PNG



sciamachy\_daily\_report\_level0\_PFHS\_5\_37\_N\_20060702\_3.PNG



### 0.3 State monitoring

No instrument tracking information available.

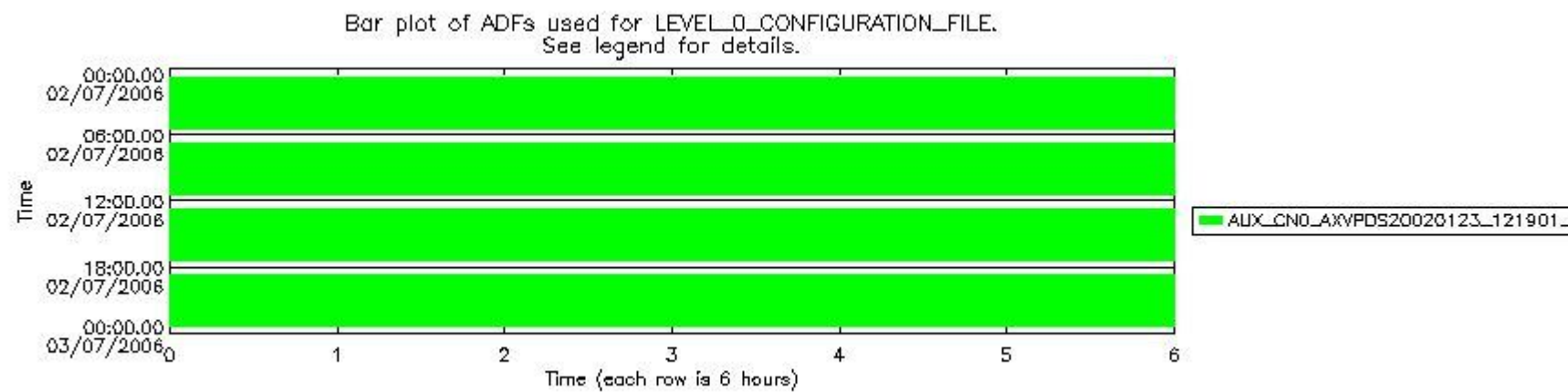
### 0.4 ADF monitoring

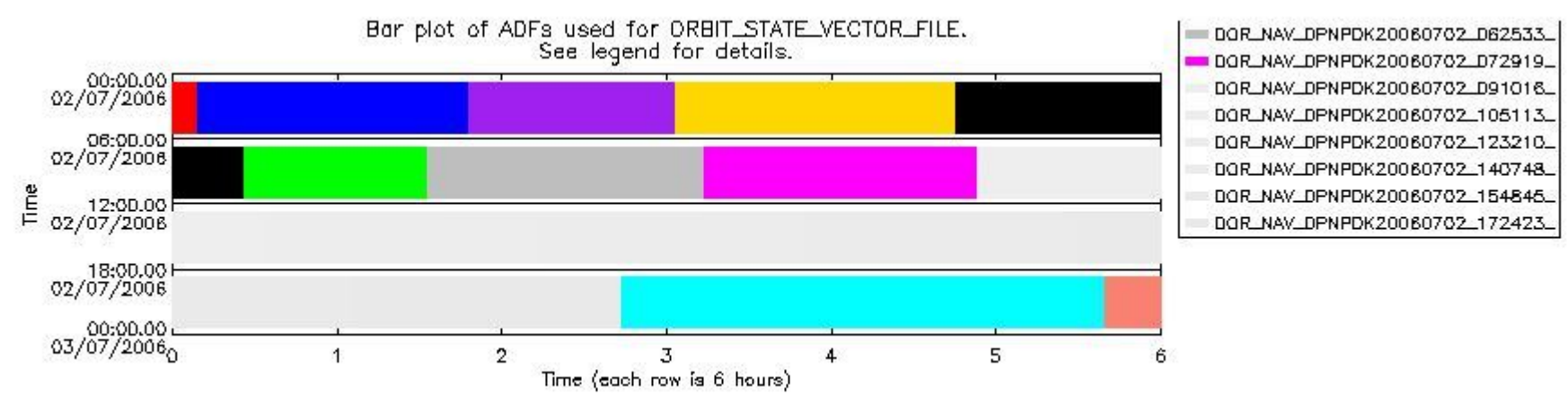
This section shows the (variation in) ADFs used for each of the products. It consists of:

- A table showing which ADFs were used for processing (red values indicate that multiple ADFs of the same type were used)
- Various time line plots, one for each ADF, which show when which ADF was used.

If multiple ADFs of a single type were used, these are marked **red** in the table.

Number	ADF
	<b>CNO (LEVEL_0_CONFIGURATION_FILE)</b>
0	AUX_CNO_AXVPDS20020123_121901_20020101_000000_20200101_000000
	<b>FPO (ORBIT_STATE_VECTOR_FILE)</b>
1	AUX_FPO_AXVPDS20060701_224004_20060701_192135_20060711_204750
2	AUX_FPO_AXVPDS20060701_224018_20060701_192135_20060711_204750
3	DOR_NAV_OPNPDE20060701_204106_000060562049_00071_22670_0030.N1
4	DOR_NAV_OPNPDE20060702_000819_000057382049_00073_22672_0031.N1
5	DOR_NAV_OPNPDE20060702_014357_000041442049_00074_22673_0033.N1
6	DOR_NAV_OPNPDE20060702_025820_000060572049_00075_22674_0034.N1
7	DOR_NAV_OPNPDE20060702_204058_000041442049_00086_22685_0036.N1
8	DOR_NAV_OPNPDE20060702_215521_000057382049_00086_22685_0037.N1
9	DOR_NAV_OPNPDK20060702_062533_000035062049_00077_22676_0039.N1
10	DOR_NAV_OPNPDK20060702_072919_000057382049_00078_22677_0040.N1
11	DOR_NAV_OPNPDK20060702_091016_000057382049_00079_22678_0041.N1
12	DOR_NAV_OPNPDK20060702_105113_000057382049_00080_22679_0042.N1
13	DOR_NAV_OPNPDK20060702_123210_000054192049_00081_22680_0043.N1
14	DOR_NAV_OPNPDK20060702_140748_000057382049_00082_22681_0044.N1
15	DOR_NAV_OPNPDK20060702_154845_000054192049_00083_22682_0045.N1
16	DOR_NAV_OPNPDK20060702_172423_000057382049_00084_22683_0046.N1





sciamachy\_daily\_report\_level0\_PFHS\_5\_37\_N\_20060702\_6.PNG

