

0. SCIAMACHY Daily Report for level 0 products

[0.1 General Info](#)

[0.2 Product Quality Indicators](#)

[0.3 State monitoring](#)

[0.4 ADF monitoring](#)

0.1 General Info

This report contains a daily analysis on parameters extracted from SCIAMACHY level 0 data (The SCI_NL__0P product).

0.1.1 Report summary

The table below shows general characteristics of the data that are included into this report.

Item	Value
Report version	vdraft_20050403
Time of report generation	28JUN2006 05:11:38
Data source version	PFHS/5.36-N
Processing scope for products	24JUN2006 00:00:00 to 25JUN2006 00:00:00
Start time of first product within scope	24JUN2006 07:17:32
Stop time of last product within scope	25JUN2006 00:31:18
Total number of level 0 products	11
Number of level 0 products with errors	11

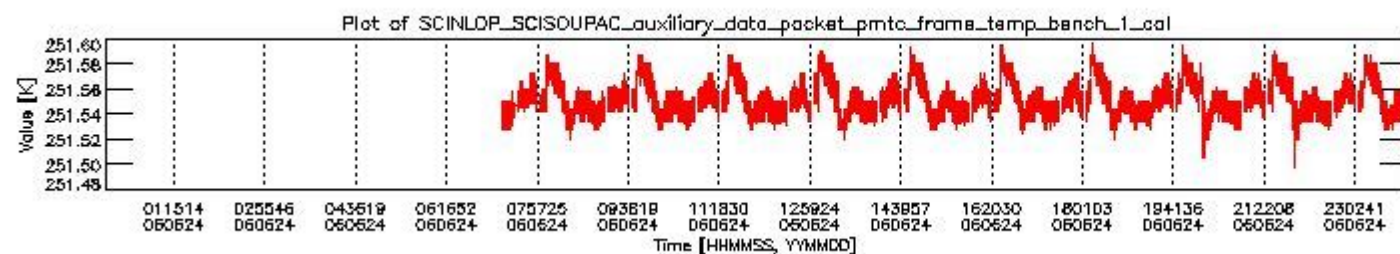
0.1.2 Summary per product

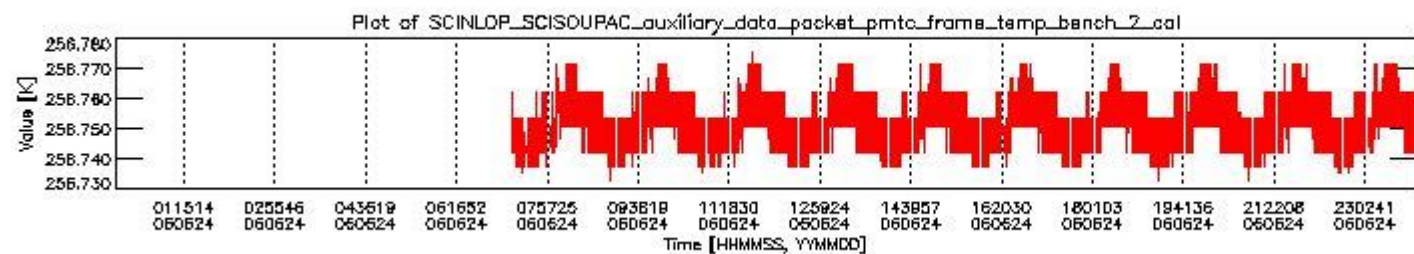
The following table shows a summary for each product used in this report.

#	Product name	Start time	Stop time	Prod err	ISP err sign	ISP miss sign	ISP disc sign	rs sign
0	SCI_NL__OPNPDK20060624_071732_000040452048_00464_22562_0979.N1	24JUN2006 07:17:32	24JUN2006 08:24:57	1	0	1	0	0
1	SCI_NL__OPNPDK20060624_082457_000060912048_00465_22563_0980.N1	24JUN2006 08:24:57	24JUN2006 10:06:29	1	0	1	0	0
2	SCI_NL__OPNPDK20060624_100629_000059242048_00466_22564_0981.N1	24JUN2006 10:06:29	24JUN2006 11:45:13	1	0	1	0	0
3	SCI_NL__OPNPDK20060624_114513_000059672048_00467_22565_0982.N1	24JUN2006 11:45:13	24JUN2006 13:24:40	1	0	1	0	0
4	SCI_NL__OPNPDK20060624_132332_000059242048_00468_22566_0983.N1	24JUN2006 13:23:32	24JUN2006 15:02:16	1	0	1	0	0
5	SCI_NL__OPNPDK20060624_150216_000058982048_00469_22567_0984.N1	24JUN2006 15:02:16	24JUN2006 16:40:35	1	0	1	0	0
6	SCI_NL__OPNPDK20060624_163939_000058982048_00470_22568_0985.N1	24JUN2006 16:39:39	24JUN2006 18:17:58	1	0	1	0	0
7	SCI_NL__OPNPDK20060624_181553_000060632048_00471_22569_0986.N1	24JUN2006 18:15:53	24JUN2006 19:56:57	1	0	1	0	0
8	SCI_NL__OPNPDE20060624_195453_000040772048_00472_22570_0788.N1	24JUN2006 19:54:53	24JUN2006 21:02:51	1	0	1	0	0
9	SCI_NL__OPNPDE20060624_210130_000065842048_00472_22570_0789.N1	24JUN2006 21:01:30	24JUN2006 22:51:14	1	0	1	0	0
10	SCI_NL__OPNPDE20060624_224906_000061312048_00473_22571_0790.N1	24JUN2006 22:49:06	25JUN2006 00:31:18	1	0	1	0	0

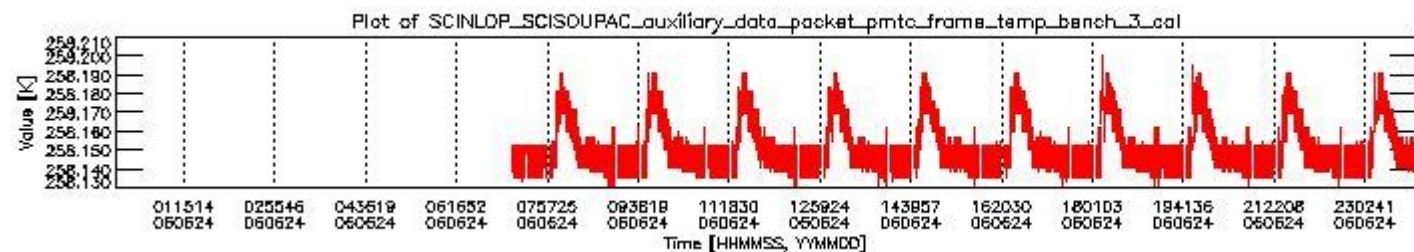
0.2 Product Quality Indicators

This section shows information about product quality, currently temperatures.

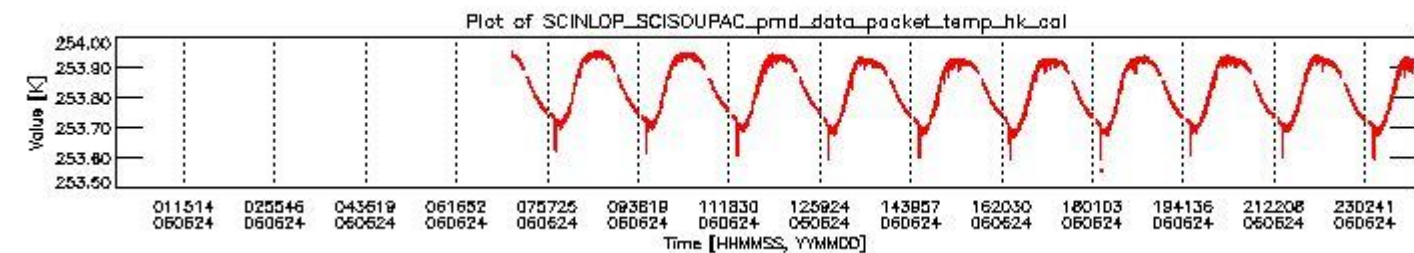




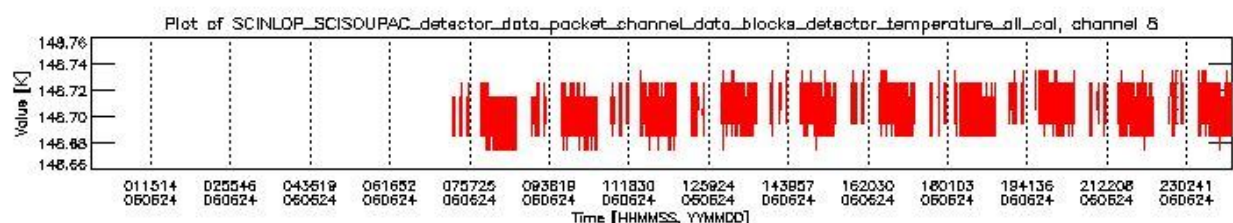
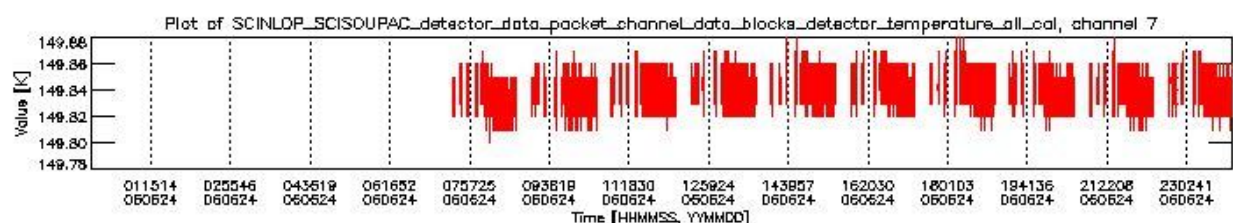
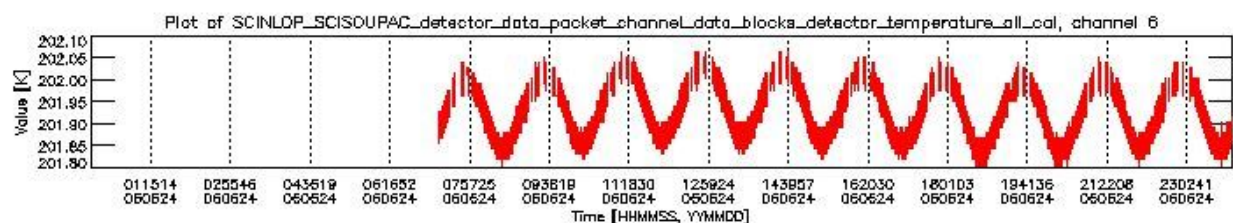
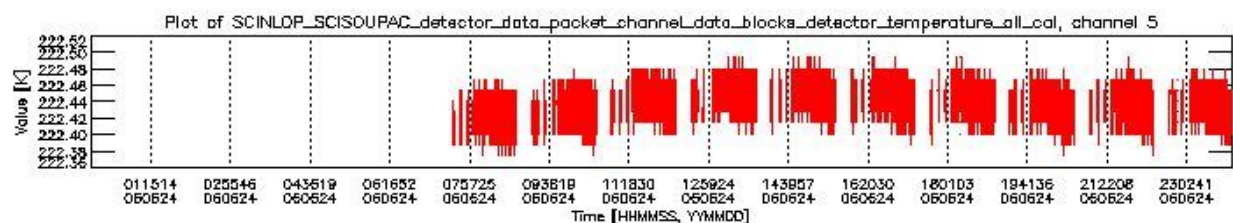
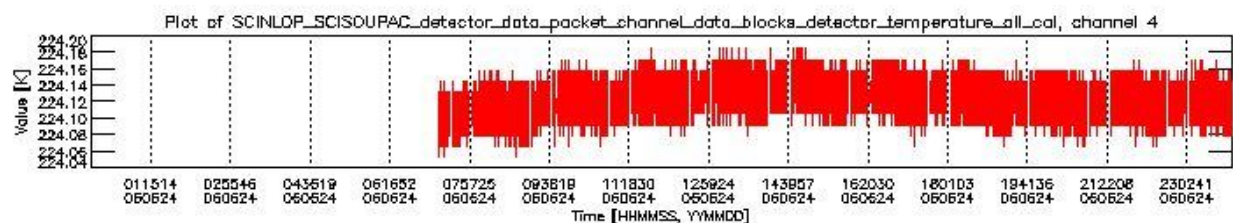
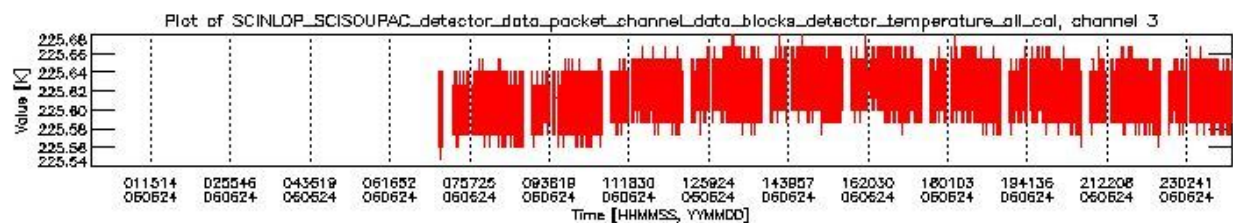
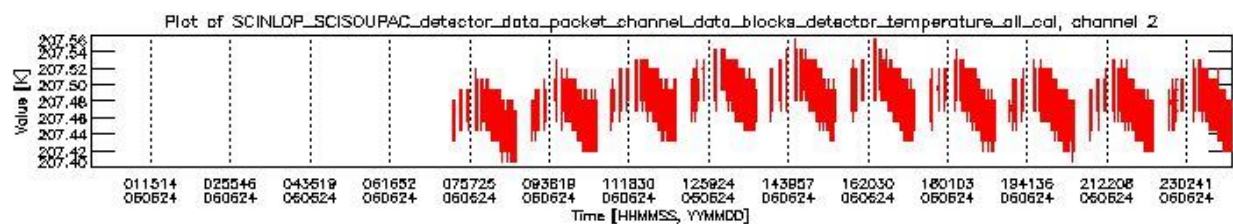
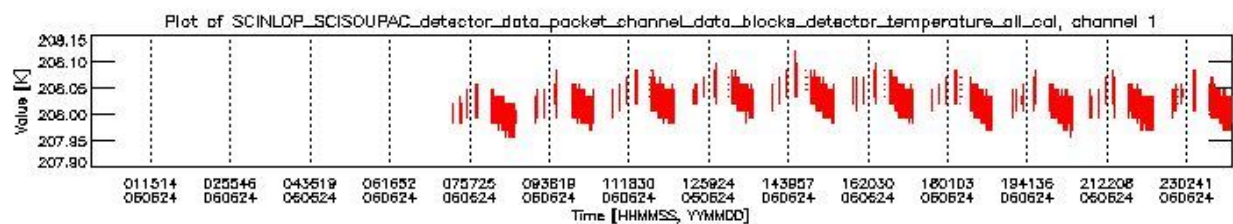
sciamachy_daily_report_level0_PFHS_5_36_N_20060624_1.PNG



sciamachy_daily_report_level0_PFHS_5_36_N_20060624_2.PNG



sciamachy_daily_report_level0_PFHS_5_36_N_20060624_3.PNG



0.3 State monitoring

No instrument tracking information available.

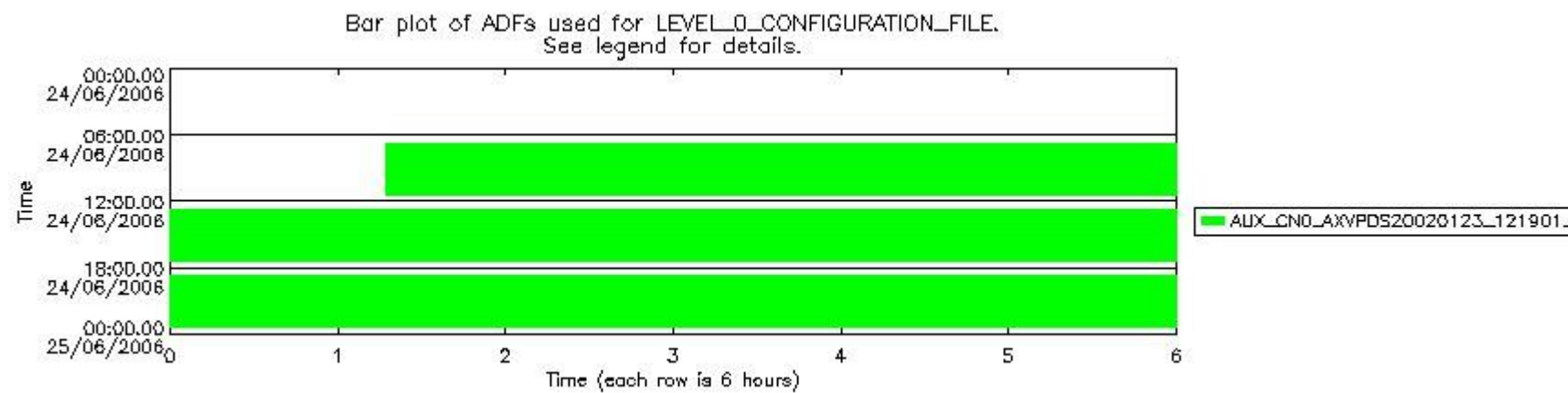
0.4 ADF monitoring

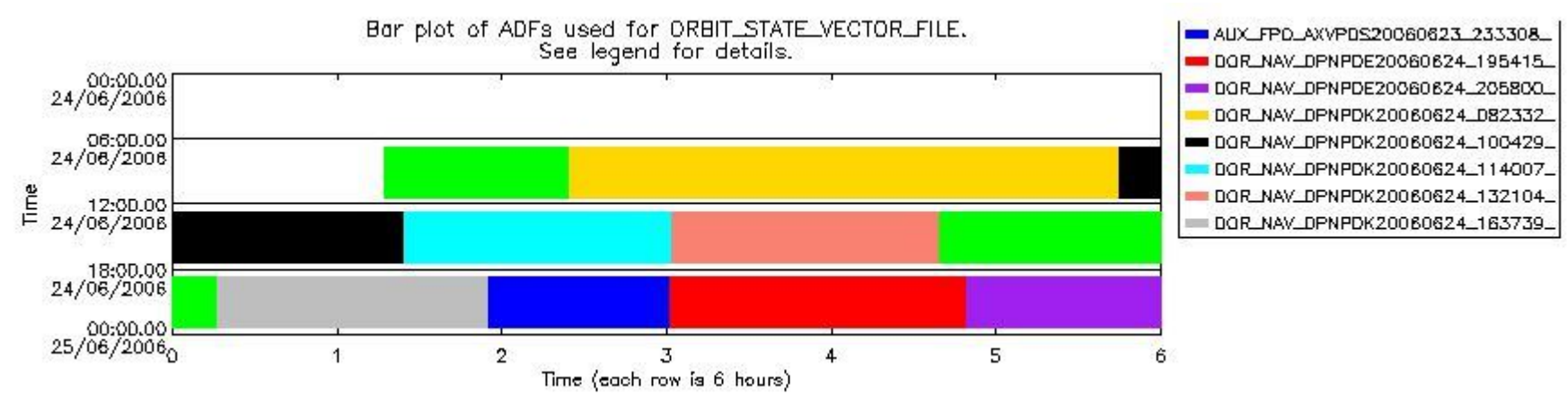
This section shows the (variation in) ADFs used for each of the products. It consists of:

- A table showing which ADFs were used for processing (red values indicate that multiple ADFs of the same type were used)
- Various time line plots, one for each ADF, which show when which ADF was used.

If multiple ADFs of a single type were used, these are marked **red** in the table.

Number	ADF
	CNO (LEVEL_0_CONFIGURATION_FILE)
0	AUX_CNO_AXVPDS20020123_121901_20020101_000000_20200101_000000
	FPO (ORBIT_STATE_VECTOR_FILE)
1	AUX_FPO_AXVPDS20060623_233246_20060623_183242_20060703_213933
2	AUX_FPO_AXVPDS20060623_233308_20060623_183242_20060703_213933
3	DOR_NAV_OPNPDE20060624_195415_000035062048_00472_22570_0786.N1
4	DOR_NAV_OPNPDE20060624_205800_000063752048_00472_22570_0787.N1
5	DOR_NAV_OPNPDK20060624_082332_000057382048_00465_22563_1027.N1
6	DOR_NAV_OPNPDK20060624_100429_000054192048_00466_22564_1028.N1
7	DOR_NAV_OPNPDK20060624_114007_000057382048_00467_22565_1029.N1
8	DOR_NAV_OPNPDK20060624_132104_000057382048_00468_22566_1030.N1
9	DOR_NAV_OPNPDK20060624_163739_000054192048_00470_22568_1032.N1





sciamachy_daily_report_level0_PFHS_5_36_N_20060624_6.PNG

