

0. SCIAMACHY Daily Report for level 0 products

[0.1 General Info](#)

[0.2 Product Quality Indicators](#)

[0.3 State monitoring](#)

[0.4 ADF monitoring](#)

0.1 General Info

This report contains a daily analysis on parameters extracted from SCIAMACHY level 0 data (The SCI_NL__0P product).

0.1.1 Report summary

The table below shows general characteristics of the data that are included into this report.

Item	Value
Report version	vdraft_20050403
Time of report generation	03JUN2006 05:01:00
Data source version	PFHS/5.36-N
Processing scope for products	30MAY2006 00:00:00 to 31MAY2006 00:00:00
Start time of first product within scope	30MAY2006 05:22:11
Stop time of last product within scope	31MAY2006 00:18:06
Total number of level 0 products	12
Number of level 0 products with errors	12

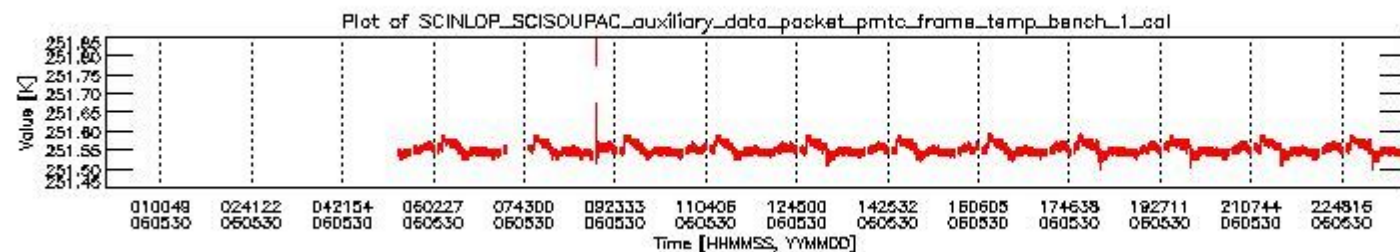
0.1.2 Summary per product

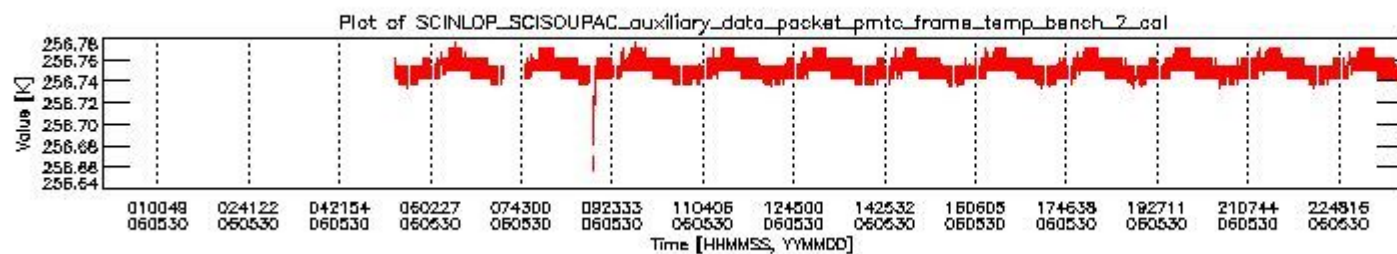
The following table shows a summary for each product used in this report.

#	Product name	Start time	Stop time	Prod err	ISP err sign	ISP miss sign	ISP disc sign	rs sign
0	SCI_NL__OPNPDE20060530_052211_000060232048_00105_22203_0612.N1	30MAY2006 05:22:11	30MAY2006 07:02:34	1	0	1	0	0
1	SCI_NL__OPNPDK20060530_070234_000041132048_00106_22204_0743.N1	30MAY2006 07:02:34	30MAY2006 08:11:07	1	0	1	0	0
2	SCI_NL__OPNPDK20060530_081011_000061472048_00107_22205_0744.N1	30MAY2006 08:10:11	30MAY2006 09:52:39	1	0	1	0	0
3	SCI_NL__OPNPDK20060530_095239_000059792048_00108_22206_0745.N1	30MAY2006 09:52:39	30MAY2006 11:32:19	1	0	1	0	0
4	SCI_NL__OPNPDK20060530_113219_000059672048_00109_22207_0746.N1	30MAY2006 11:32:19	30MAY2006 13:11:46	1	0	1	0	0
5	SCI_NL__OPNPDK20060530_131050_000059112048_00110_22208_0747.N1	30MAY2006 13:10:50	30MAY2006 14:49:21	1	0	1	0	0
6	SCI_NL__OPNPDK20060530_144921_000058422048_00111_22209_0748.N1	30MAY2006 14:49:21	30MAY2006 16:26:44	1	0	1	0	0
7	SCI_NL__OPNPDK20060530_162644_000058972048_00112_22210_0749.N1	30MAY2006 16:26:44	30MAY2006 18:05:02	1	0	1	0	0
8	SCI_NL__OPNPDK20060530_180406_000059402048_00113_22211_0750.N1	30MAY2006 18:04:06	30MAY2006 19:43:06	1	0	1	0	0
9	SCI_NL__OPNPDE20060530_194101_000042452048_00114_22212_0613.N1	30MAY2006 19:41:01	30MAY2006 20:51:47	1	0	1	0	0
10	SCI_NL__OPNPDE20060530_205103_000063312048_00114_22212_0614.N1	30MAY2006 20:51:03	30MAY2006 22:36:35	1	0	1	0	0
11	SCI_NL__OPNPDE20060530_223511_000061752048_00115_22213_0615.N1	30MAY2006 22:35:11	31MAY2006 00:18:06	1	0	1	0	0

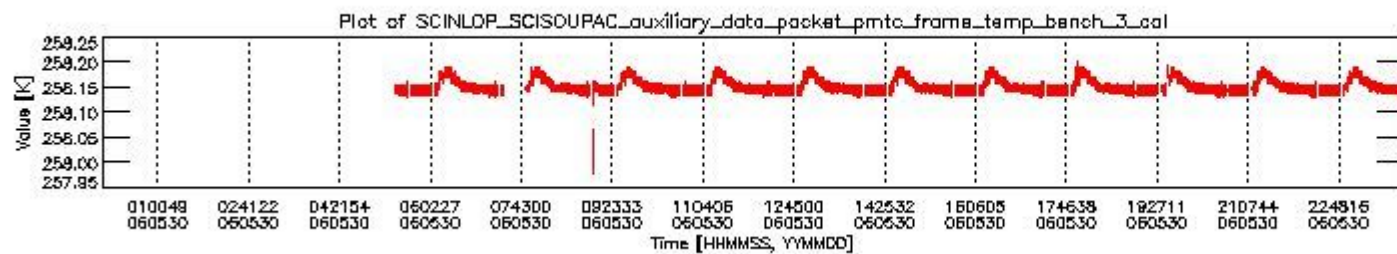
0.2 Product Quality Indicators

This section shows information about product quality, currently temperatures.

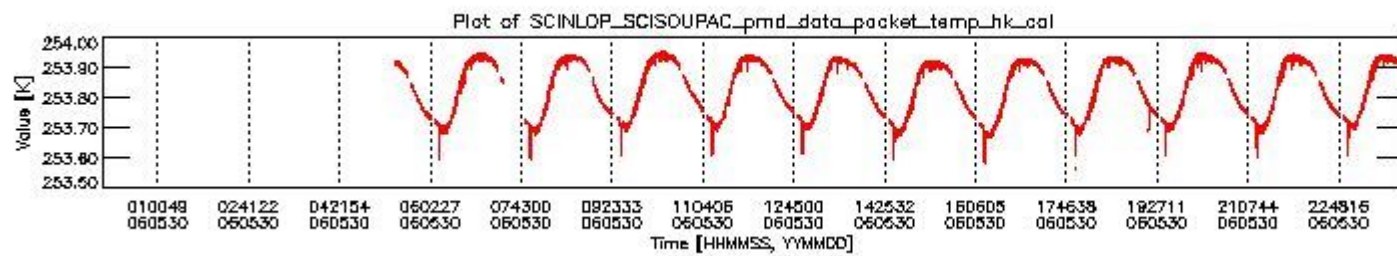




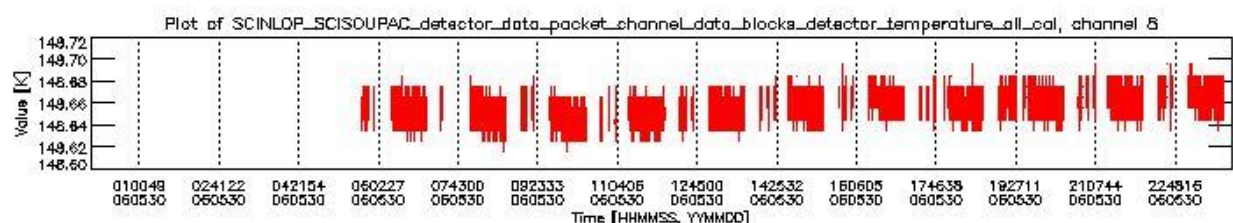
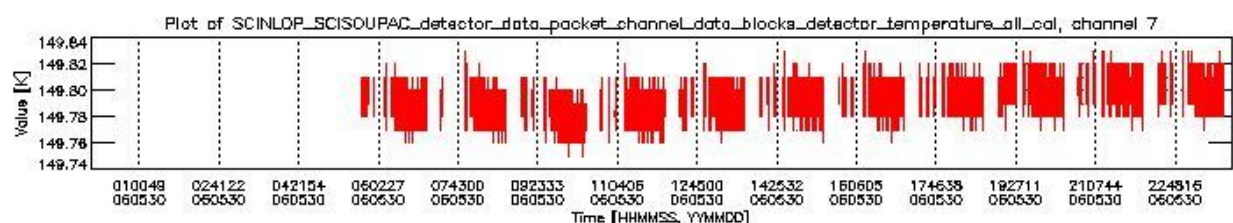
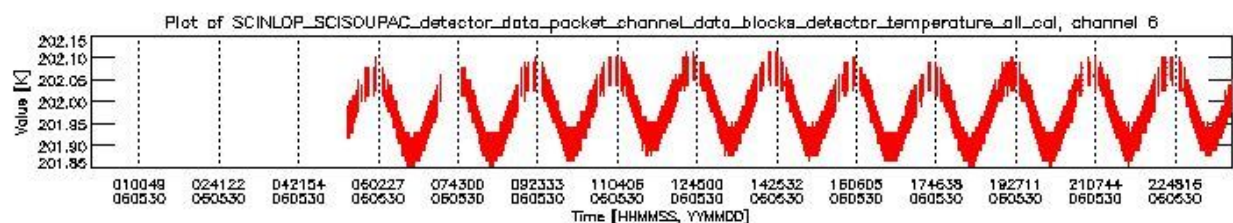
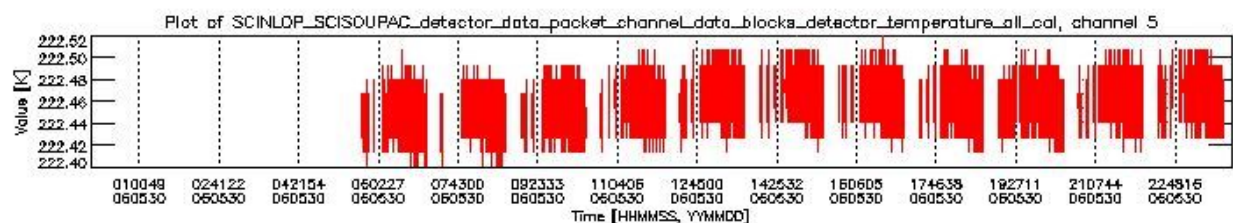
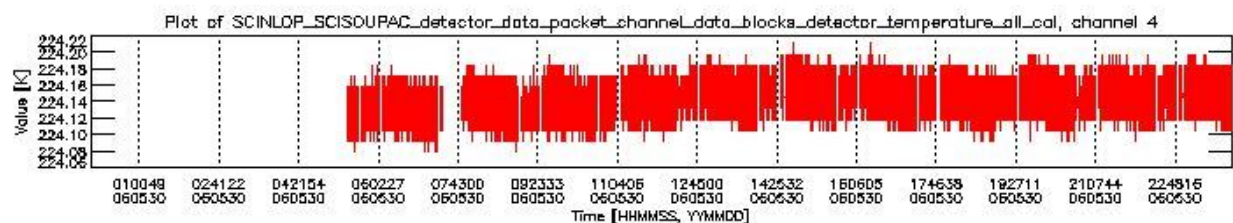
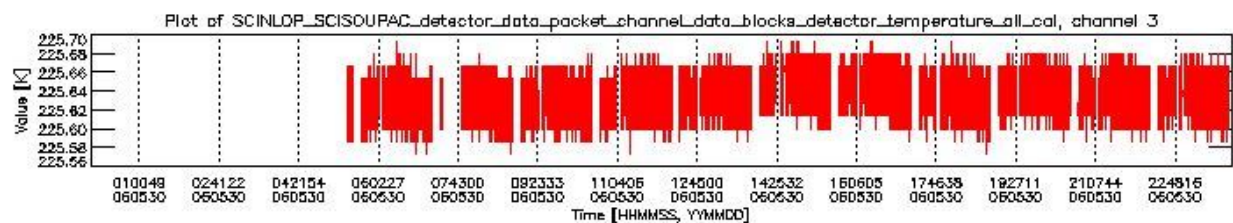
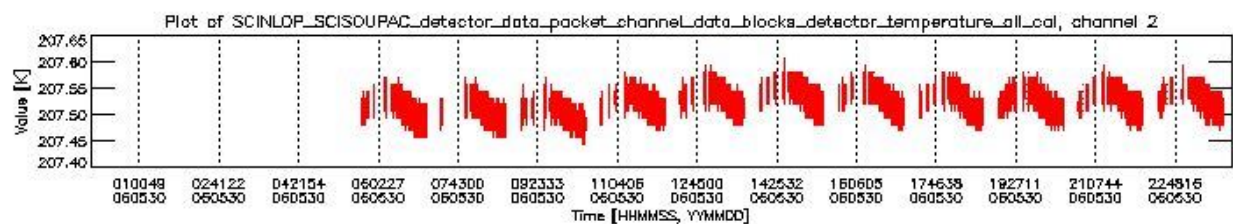
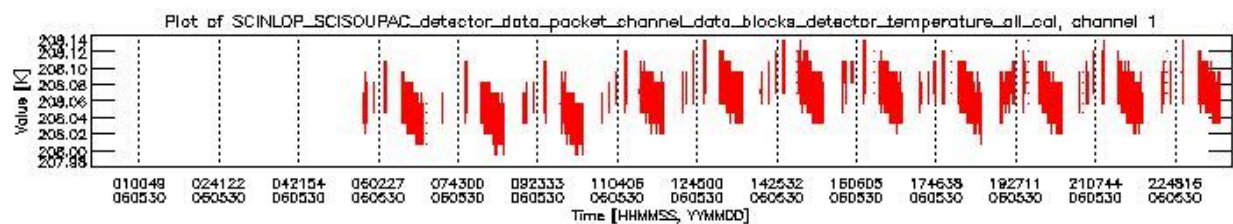
sciamachy_daily_report_level0_PFHS_5_36_N_20060530_1.PNG



sciamachy_daily_report_level0_PFHS_5_36_N_20060530_2.PNG



sciamachy_daily_report_level0_PFHS_5_36_N_20060530_3.PNG



0.3 State monitoring

No instrument tracking information available.

0.4 ADF monitoring

This section shows the (variation in) ADFs used for each of the products. It consists of:

- A table showing which ADFs were used for processing (red values indicate that multiple ADFs of the same type were used)
- Various time line plots, one for each ADF, which show when which ADF was used.

If multiple ADFs of a single type were used, these are marked **red** in the table.

Number	ADF
	CNO (LEVEL_0_CONFIGURATION_FILE)
0	AUX_CNO_AXVPDS20020123_121901_20020101_000000_20200101_000000
	FPO (ORBIT_STATE_VECTOR_FILE)
1	AUX_FPO_AXVPDS20060529_231225_20060529_195851_20060608_212507
2	AUX_FPO_AXVPDS20060529_231229_20060529_195851_20060608_212507
3	DOR_NAV_OPNPDE20060530_194143_000038252048_00114_22212_0611.N1
4	DOR_NAV_OPNPDK20060530_070156_000035062048_00106_22204_0792.N1
5	DOR_NAV_OPNPDK20060530_080541_000060562048_00107_22205_0793.N1
6	DOR_NAV_OPNPDK20060530_095157_000054192048_00108_22206_0794.N1
7	DOR_NAV_OPNPDK20060530_144929_000054192048_00111_22209_0797.N1
8	DOR_NAV_OPNPDK20060530_162508_000054192048_00112_22210_0798.N1

