

# 0. SCIAMACHY Daily Report for level 0 products

## [0.1 General Info](#)

### [0.2 Product Quality Indicators](#)

### [0.3 State monitoring](#)

### [0.4 ADF monitoring](#)

## 0.1 General Info

This report contains a daily analysis on parameters extracted from SCIAMACHY level 0 data (The SCI\_NL\_\_0P product).

### 0.1.1 Report summary

The table below shows general characteristics of the data that are included into this report.

Item	Value
Report version	vdraft_20050403
Time of report generation	26MAY2006 06:10:42
Data source version	PFHS/5.36-N
Processing scope for products	22MAY2006 00:00:00 to 23MAY2006 00:00:00
Start time of first product within scope	21MAY2006 23:58:29
Stop time of last product within scope	23MAY2006 01:08:49
Total number of level 0 products	19
Number of level 0 products with errors	19

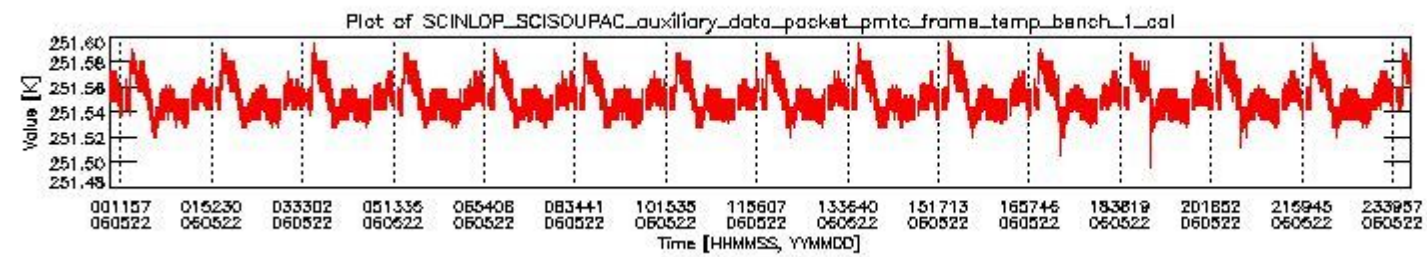
### 0.1.2 Summary per product

The following table shows a summary for each product used in this report.

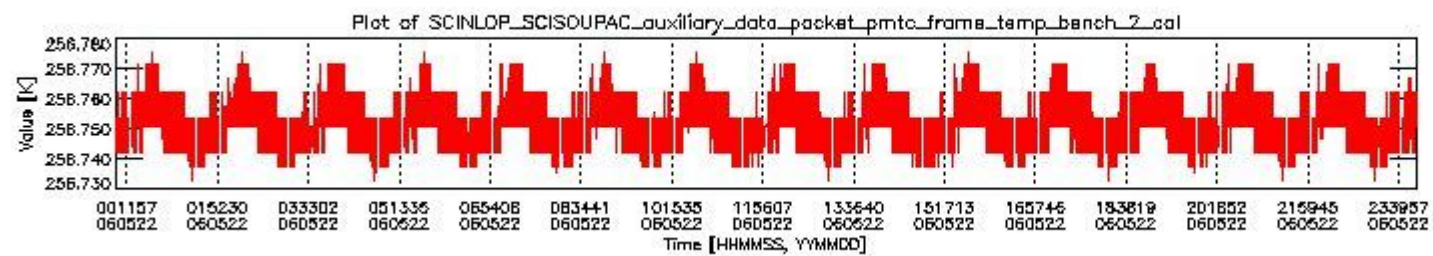
#	Product name	Start time	Stop time	Prod err	ISP err sign	ISP miss sign	ISP disc sign	rs sign
0	SCI_NL__OPNPDE20060521_235829_000060332047_00488_22085_0545.N1	21MAY2006 23:58:29	22MAY2006 01:39:02	1	0	1	0	0
1	SCI_NL__OPNPDE20060522_013818_000044212047_00489_22086_0546.N1	22MAY2006 01:38:18	22MAY2006 02:51:59	1	0	1	0	0
2	SCI_NL__OPNPDE20060522_025159_000061602047_00490_22087_0547.N1	22MAY2006 02:51:59	22MAY2006 04:34:39	1	0	1	0	0
3	SCI_NL__OPNPDE20060522_043331_000060482047_00491_22088_0548.N1	22MAY2006 04:33:31	22MAY2006 06:14:19	1	0	1	0	0
4	SCI_NL__OPNPDK20060522_061311_000041692047_00492_22089_0659.N1	22MAY2006 06:13:11	22MAY2006 07:22:40	1	0	1	0	0
5	SCI_NL__OPNPDK20060522_061419_000041002047_00492_22089_0661.N1	22MAY2006 06:14:19	22MAY2006 07:22:40	1	0	1	0	0
6	SCI_NL__OPNPDK20060522_072131_000061722047_00493_22090_0658.N1	22MAY2006 07:21:31	22MAY2006 09:04:24	1	0	1	0	0
7	SCI_NL__OPNPDK20060522_090424_000059672047_00494_22091_0660.N1	22MAY2006 09:04:24	22MAY2006 10:43:51	1	0	1	0	0
8	SCI_NL__OPNPDK20060522_104243_000059792047_00495_22092_0662.N1	22MAY2006 10:42:43	22MAY2006 12:22:22	1	0	1	0	0
9	SCI_NL__OPNPDK20060522_122127_000060222047_00496_22093_0663.N1	22MAY2006 12:21:27	22MAY2006 14:01:50	1	0	1	0	0
10	SCI_NL__OPNPDK20060522_140150_000059232047_00497_22094_0664.N1	22MAY2006 14:01:50	22MAY2006 15:40:33	1	0	1	0	0
11	SCI_NL__OPNPDK20060522_153925_000058852047_00498_22095_0665.N1	22MAY2006 15:39:25	22MAY2006 17:17:30	1	0	1	0	0
12	SCI_NL__OPNPDK20060522_154033_000058162047_00498_22095_0668.N1	22MAY2006 15:40:33	22MAY2006 17:17:30	1	0	1	0	0
13	SCI_NL__OPNPDK20060522_171634_000058842047_00499_22096_0666.N1	22MAY2006 17:16:34	22MAY2006 18:54:38	1	0	1	0	0
14	SCI_NL__OPNPDK20060522_185343_000060762047_00500_22097_0667.N1	22MAY2006 18:53:43	22MAY2006 20:34:59	1	0	1	0	0
15	SCI_NL__OPNPDE20060522_203350_000043832047_00501_22098_0558.N1	22MAY2006 20:33:50	22MAY2006 21:46:54	1	0	1	0	0
16	SCI_NL__OPNPDK20060522_214610_000017642047_00501_22098_0669.N1	22MAY2006 21:46:10	22MAY2006 22:15:35	1	0	1	0	0
17	SCI_NL__OPNPDE20060522_221330_000044312048_00001_22099_0551.N1	22MAY2006 22:13:30	22MAY2006 23:27:22	1	0	1	0	0
18	SCI_NL__OPNPDE20060522_232634_000061342048_00001_22099_0552.N1	22MAY2006 23:26:34	23MAY2006 01:08:49	1	0	1	0	0

## 0.2 Product Quality Indicators

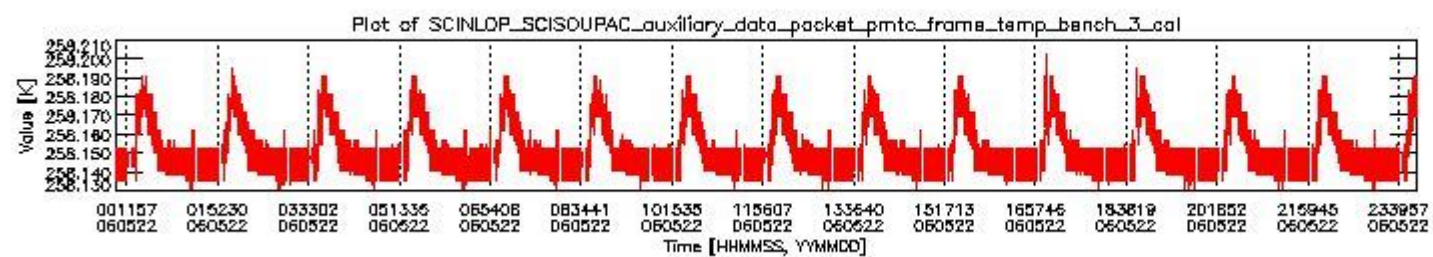
This section shows information about product quality, currently temperatures.



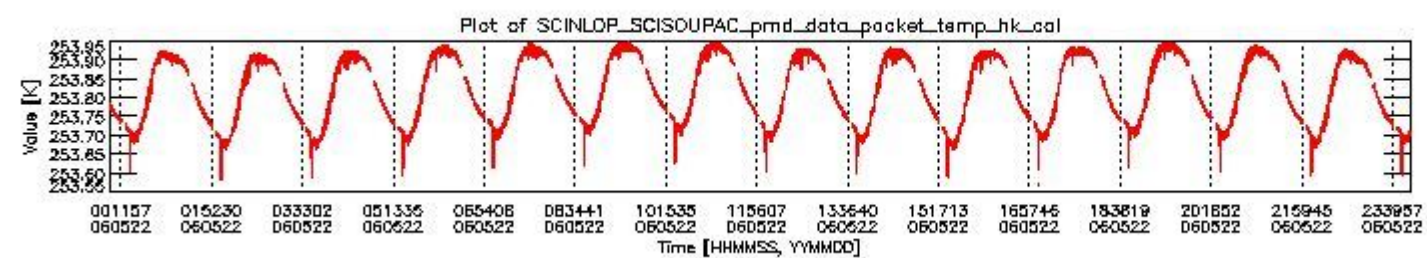
sciamachy\_daily\_report\_level0\_PFHS\_5\_36\_N\_20060522\_0.PNG



sciamachy\_daily\_report\_level0\_PFHS\_5\_36\_N\_20060522\_1.PNG

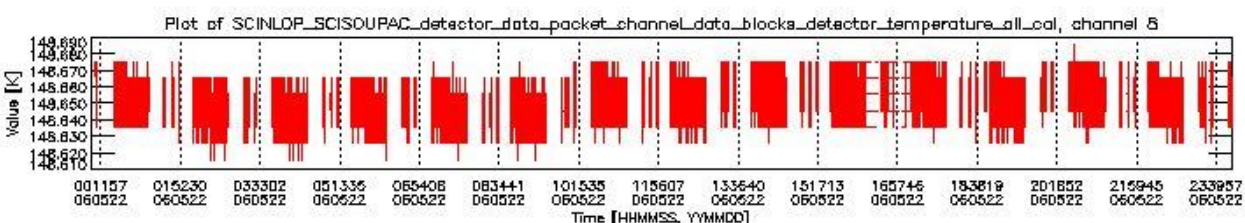
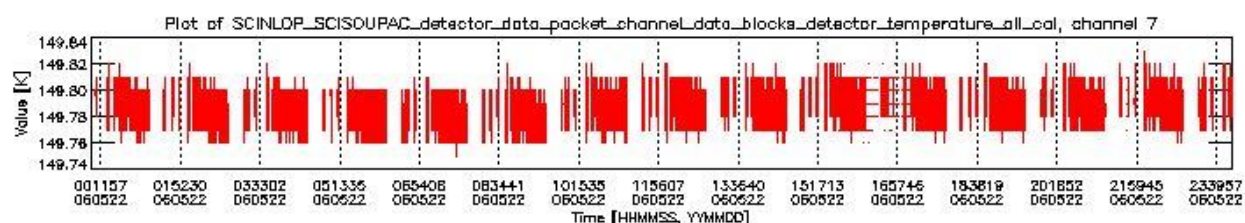
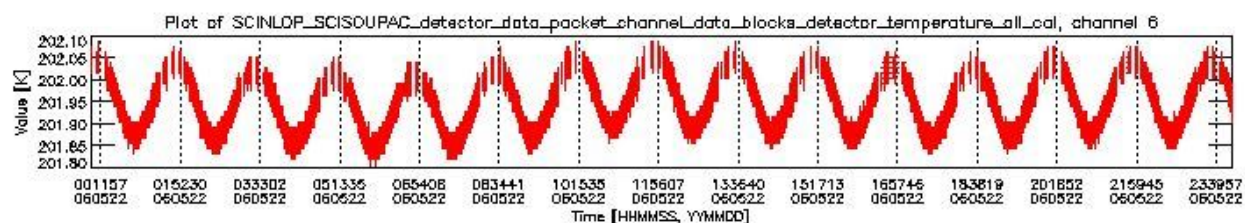
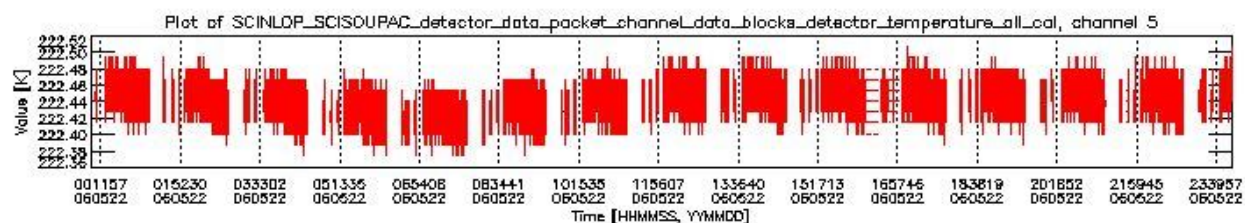
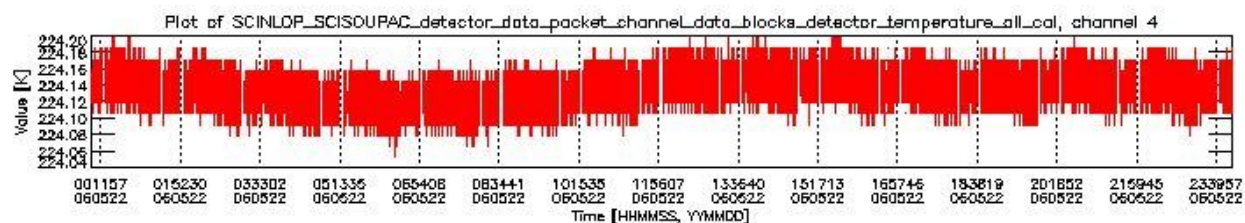
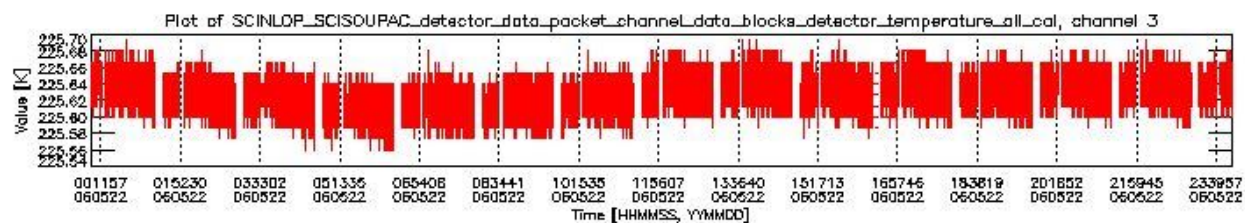
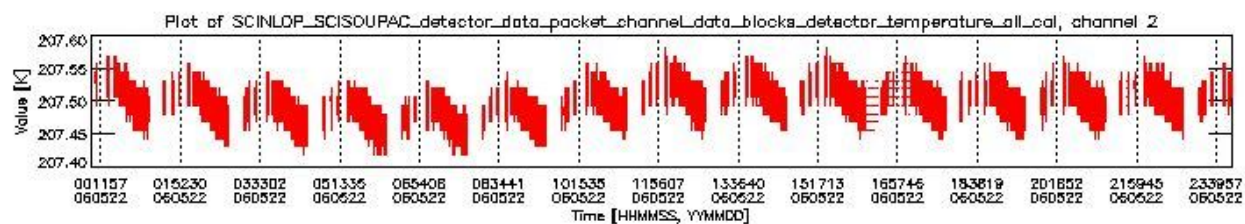
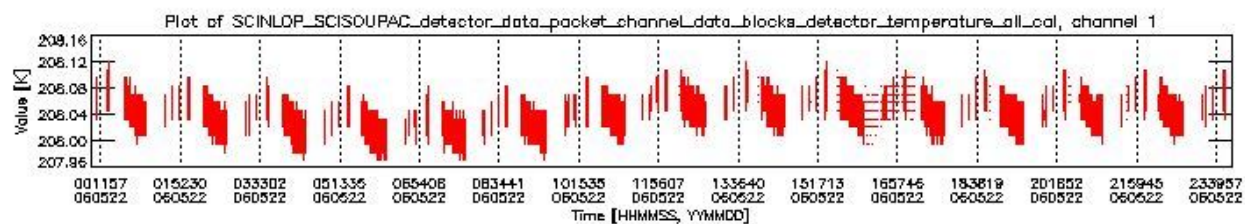


sciamachy\_daily\_report\_level0\_PFHS\_5\_36\_N\_20060522\_2.PNG



sciamachy\_daily\_report\_level0\_PFHS\_5\_36\_N\_20060522\_3.PNG





### 0.3 State monitoring

No instrument tracking information available.

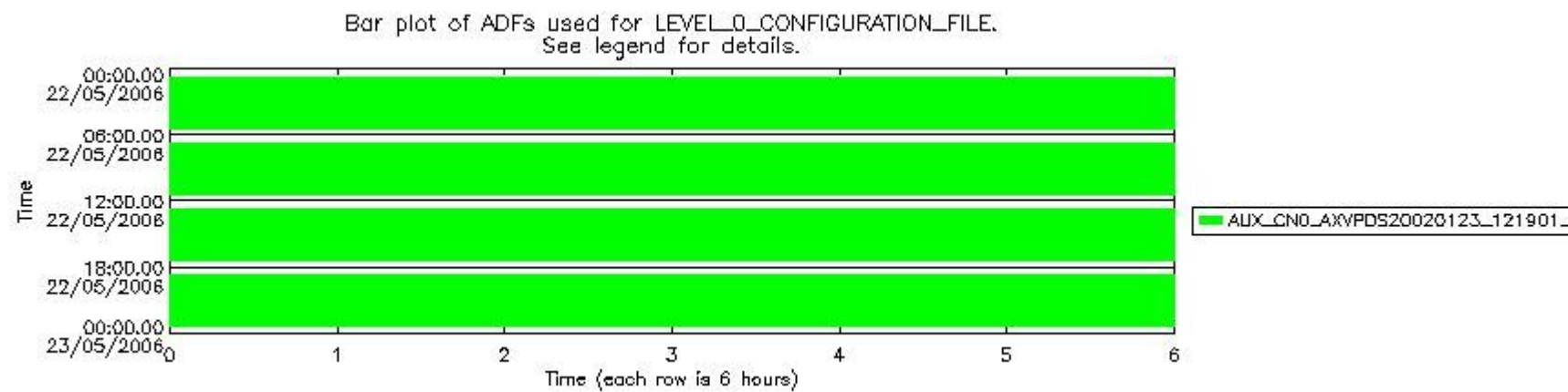
### 0.4 ADF monitoring

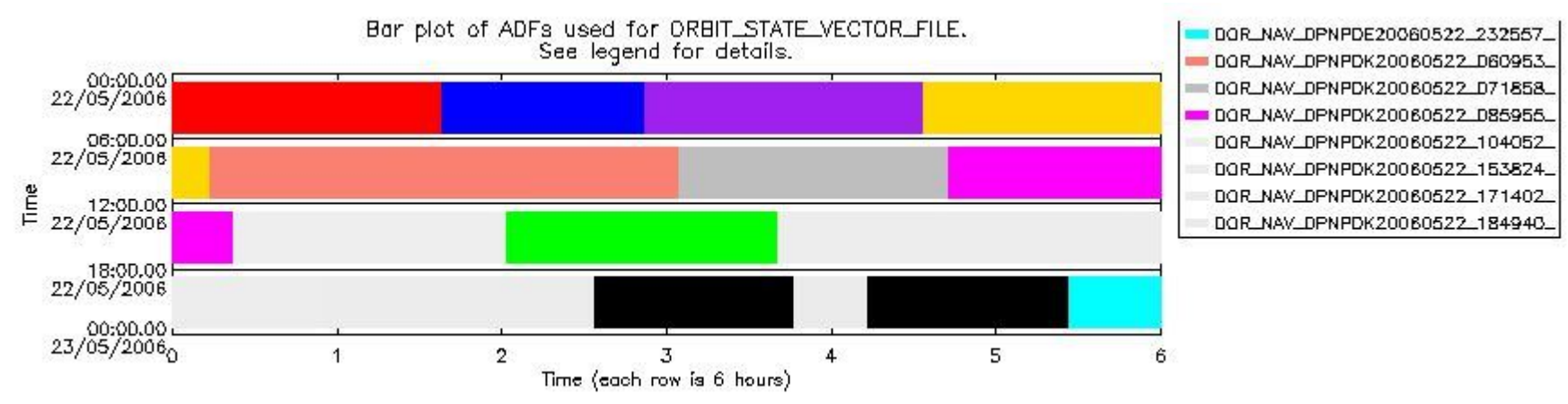
This section shows the (variation in) ADFs used for each of the products. It consists of:

- A table showing which ADFs were used for processing (red values indicate that multiple ADFs of the same type were used)
- Various time line plots, one for each ADF, which show when which ADF was used.

If multiple ADFs of a single type were used, these are marked **red** in the table.

Number	ADF
	<b>CNO (LEVEL_0_CONFIGURATION_FILE)</b>
0	AUX_CNO_AXVPDS20020123_121901_20020101_000000_20200101_000000
	<b>FPO (ORBIT_STATE_VECTOR_FILE)</b>
1	AUX_FPO_AXVPDS20060522_000847_20060521_191000_20060531_203613
2	AUX_FPO_AXVPDS20060522_000858_20060521_191000_20060531_203613
3	DOR_NAV_OPNPDE20060521_221142_000060562047_00487_22084_0547.N1
4	DOR_NAV_OPNPDE20060522_013336_000041442047_00489_22086_0548.N1
5	DOR_NAV_OPNPDE20060522_024759_000060562047_00490_22087_0550.N1
6	DOR_NAV_OPNPDE20060522_203037_000041442047_00501_22098_0552.N1
7	DOR_NAV_OPNPDE20060522_232557_000057382048_00001_22099_0554.N1
8	DOR_NAV_OPNPDK20060522_060953_000038252047_00492_22089_0714.N1
9	DOR_NAV_OPNPDK20060522_071858_000057382047_00493_22090_0715.N1
10	DOR_NAV_OPNPDK20060522_085955_000057382047_00494_22091_0716.N1
11	DOR_NAV_OPNPDK20060522_104052_000057382047_00495_22092_0717.N1
12	DOR_NAV_OPNPDK20060522_153824_000054192047_00498_22095_0720.N1
13	DOR_NAV_OPNPDK20060522_171402_000054192047_00499_22096_0721.N1
14	DOR_NAV_OPNPDK20060522_184940_000057382047_00500_22097_0722.N1





sciamachy\_daily\_report\_level0\_PFHS\_5\_36\_N\_20060522\_6.PNG

