

## 0. SCIAMACHY Daily Report for level 0 products

### [0.1 General Info](#)

### [0.2 Product Quality Indicators](#)

### [0.3 State monitoring](#)

### [0.4 ADF monitoring](#)

## 0.1 General Info

This report contains a daily analysis on parameters extracted from SCIAMACHY level 0 data (The SCI\_NL\_\_0P product).

### 0.1.1 Report summary

The table below shows general characteristics of the data that are included into this report.

Item	Value
Report version	vdraft_20050403
Time of report generation	22MAY2006 05:06:50
Data source version	PFHS/5.36-N
Processing scope for products	18MAY2006 00:00:00 to 19MAY2006 00:00:00
Start time of first product within scope	17MAY2006 22:44:35
Stop time of last product within scope	19MAY2006 01:33:31
Total number of level 0 products	17
Number of level 0 products with errors	17

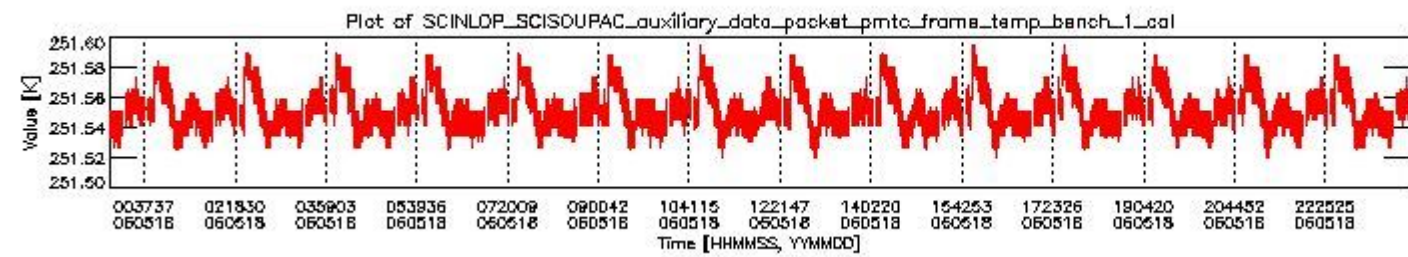
### 0.1.2 Summary per product

The following table shows a summary for each product used in this report.

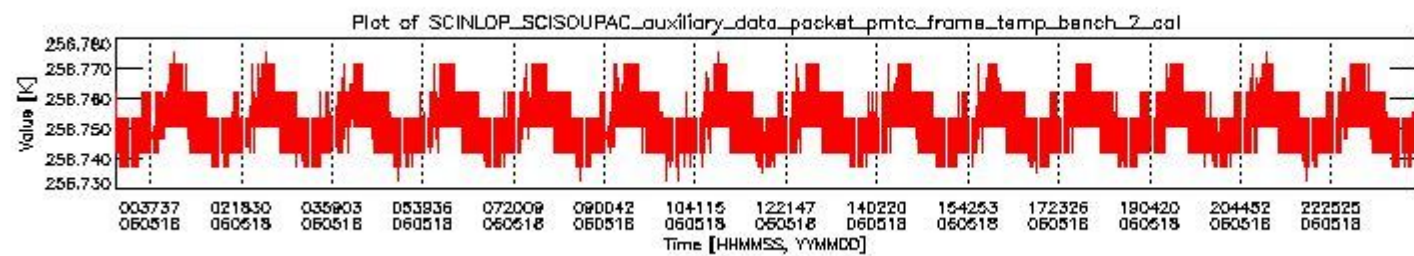
#	Product name	Start time	Stop time	Prod err	ISP err sign	ISP miss sign	ISP disc sign	rs sign
0	SCI_NL__OPNPDE20060517_224435_000059992047_00430_22027_0518.N1	17MAY2006 22:44:35	18MAY2006 00:24:34	1	0	1	0	0
1	SCI_NL__OPNPDE20060518_002306_000059522047_00431_22028_0519.N1	18MAY2006 00:23:06	18MAY2006 02:02:18	1	0	1	0	0
2	SCI_NL__OPNPDE20060518_020145_000045112047_00432_22029_0520.N1	18MAY2006 02:01:45	18MAY2006 03:16:56	1	0	1	0	0
3	SCI_NL__OPNPDE20060518_031656_000061722047_00433_22030_0521.N1	18MAY2006 03:16:56	18MAY2006 04:59:49	1	0	1	0	0
4	SCI_NL__OPNPDE20060518_045841_000060912047_00434_22031_0522.N1	18MAY2006 04:58:41	18MAY2006 06:40:12	1	0	1	0	0
5	SCI_NL__OPNPDK20060518_063917_000041132047_00435_22032_0617.N1	18MAY2006 06:39:17	18MAY2006 07:47:50	1	0	1	0	0
6	SCI_NL__OPNPDK20060518_074641_000062152047_00436_22033_0618.N1	18MAY2006 07:46:41	18MAY2006 09:30:17	1	0	1	0	0
7	SCI_NL__OPNPDK20060518_092921_000059792047_00437_22034_0619.N1	18MAY2006 09:29:21	18MAY2006 11:09:01	1	0	1	0	0
8	SCI_NL__OPNPDK20060518_110753_000059672047_00438_22035_0620.N1	18MAY2006 11:07:53	18MAY2006 12:47:20	1	0	1	0	0
9	SCI_NL__OPNPDK20060518_124720_000059792047_00439_22036_0621.N1	18MAY2006 12:47:20	18MAY2006 14:26:59	1	0	1	0	0
10	SCI_NL__OPNPDK20060518_142659_000057862047_00440_22037_0626.N1	18MAY2006 14:26:59	18MAY2006 16:03:26	1	0	1	0	0
11	SCI_NL__OPNPDK20060518_160218_000058422047_00441_22038_0623.N1	18MAY2006 16:02:18	18MAY2006 17:39:40	1	0	1	0	0
12	SCI_NL__OPNPDK20060518_173736_000061882047_00442_22039_0624.N1	18MAY2006 17:37:36	18MAY2006 19:20:44	1	0	1	0	0
13	SCI_NL__OPNPDK20060518_191936_000059642047_00443_22040_0625.N1	18MAY2006 19:19:36	18MAY2006 20:59:00	1	0	1	0	0
14	SCI_NL__OPNPDE20060518_205709_000045112047_00444_22041_0523.N1	18MAY2006 20:57:09	18MAY2006 22:12:20	1	0	1	0	0
15	SCI_NL__OPNPDE20060518_221050_000061672047_00444_22041_0524.N1	18MAY2006 22:10:50	18MAY2006 23:53:37	1	0	1	0	0
16	SCI_NL__OPNPDE20060518_235209_000060822047_00445_22042_0525.N1	18MAY2006 23:52:09	19MAY2006 01:33:31	1	0	1	0	0

## 0.2 Product Quality Indicators

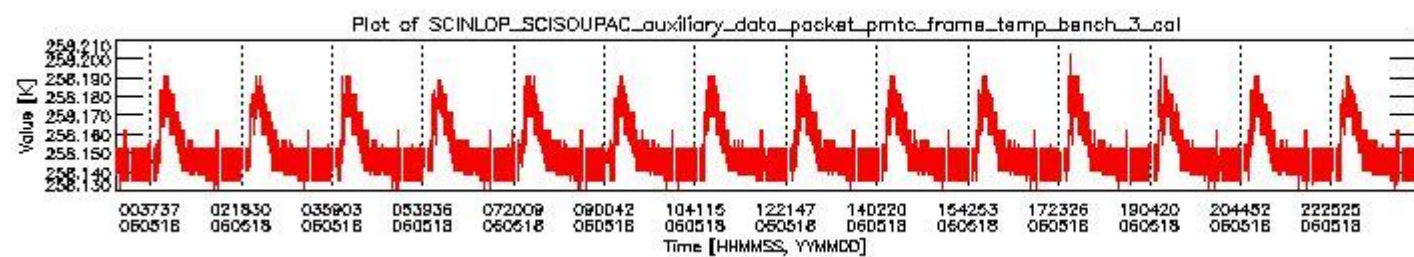
This section shows information about product quality, currently temperatures.



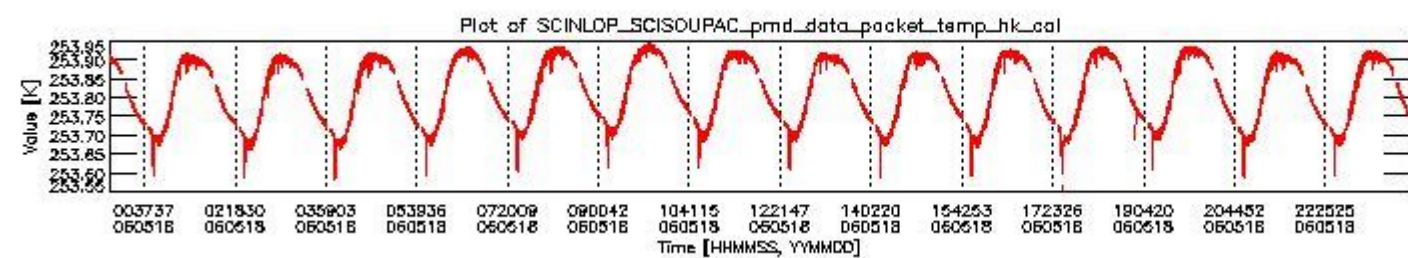
sciamachy\_daily\_report\_level0\_PFHS\_5\_36\_N\_20060518\_0.PNG



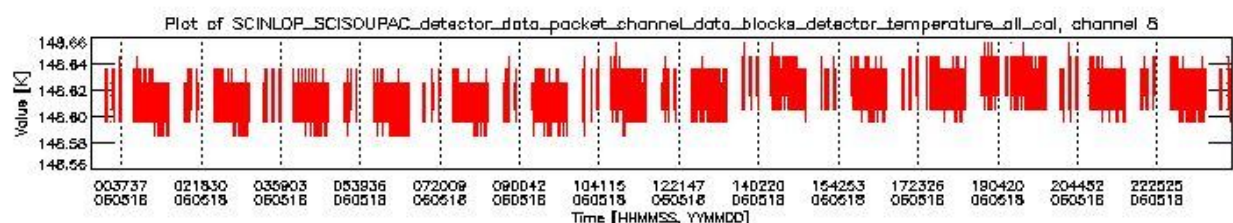
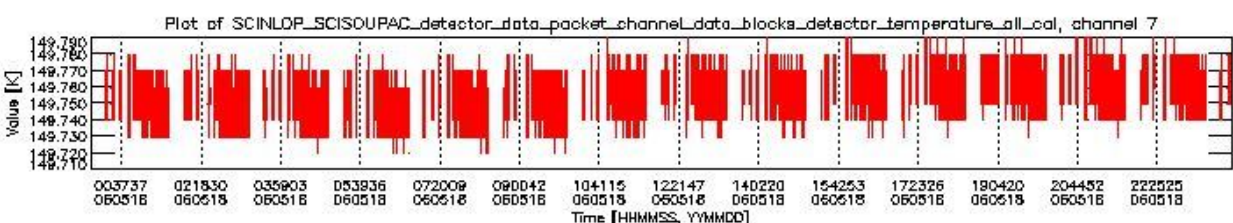
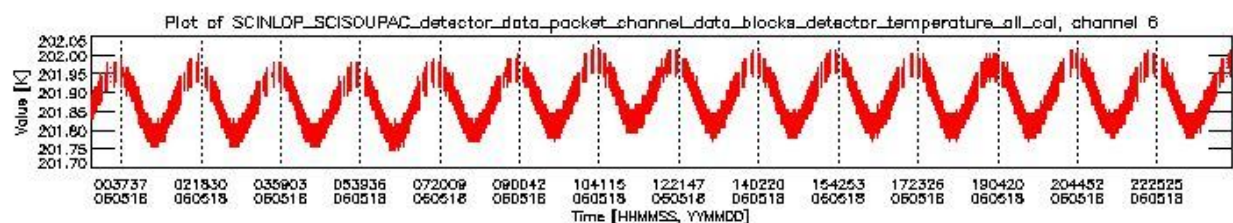
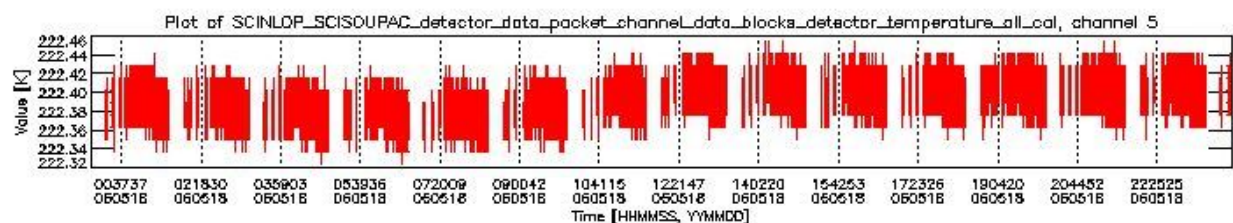
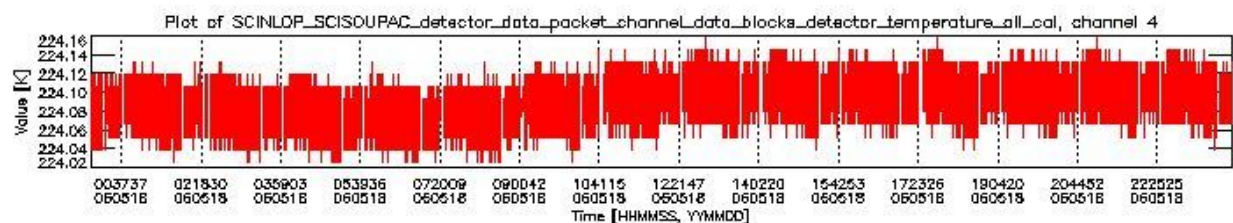
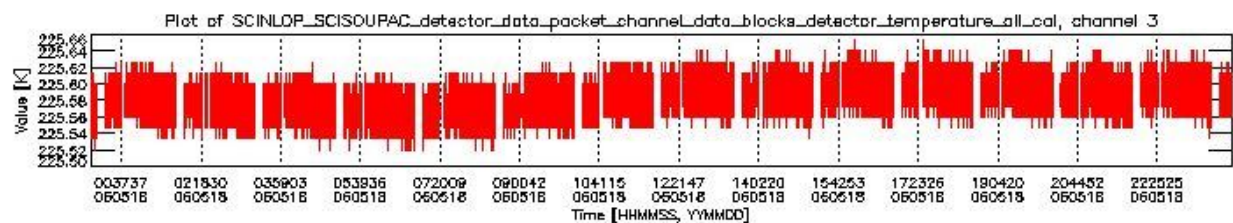
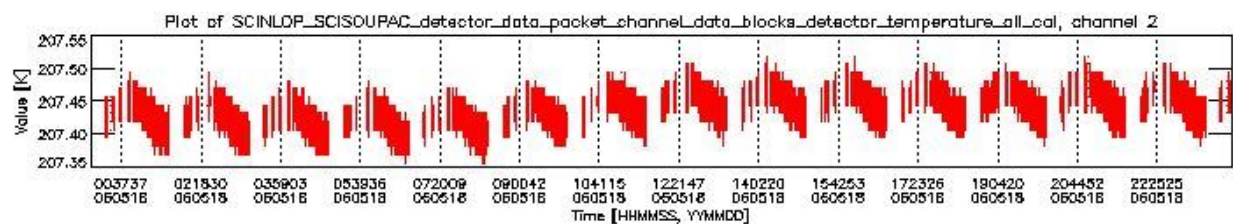
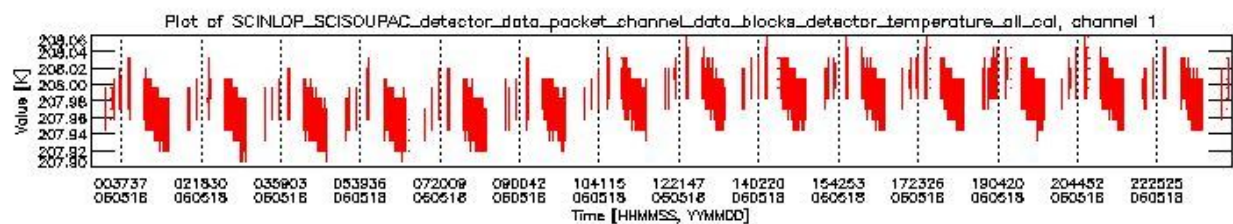
sciamachy\_daily\_report\_level0\_PFHS\_5\_36\_N\_20060518\_1.PNG



sciamachy\_daily\_report\_level0\_PFHS\_5\_36\_N\_20060518\_2.PNG



sciamachy\_daily\_report\_level0\_PFHS\_5\_36\_N\_20060518\_3.PNG



### 0.3 State monitoring

No instrument tracking information available.

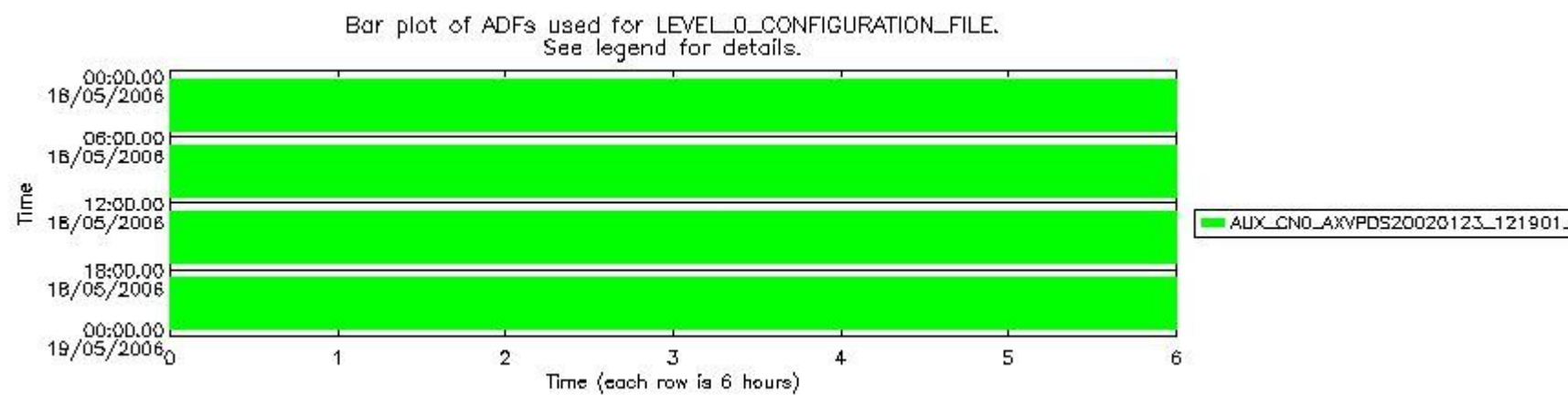
### 0.4 ADF monitoring

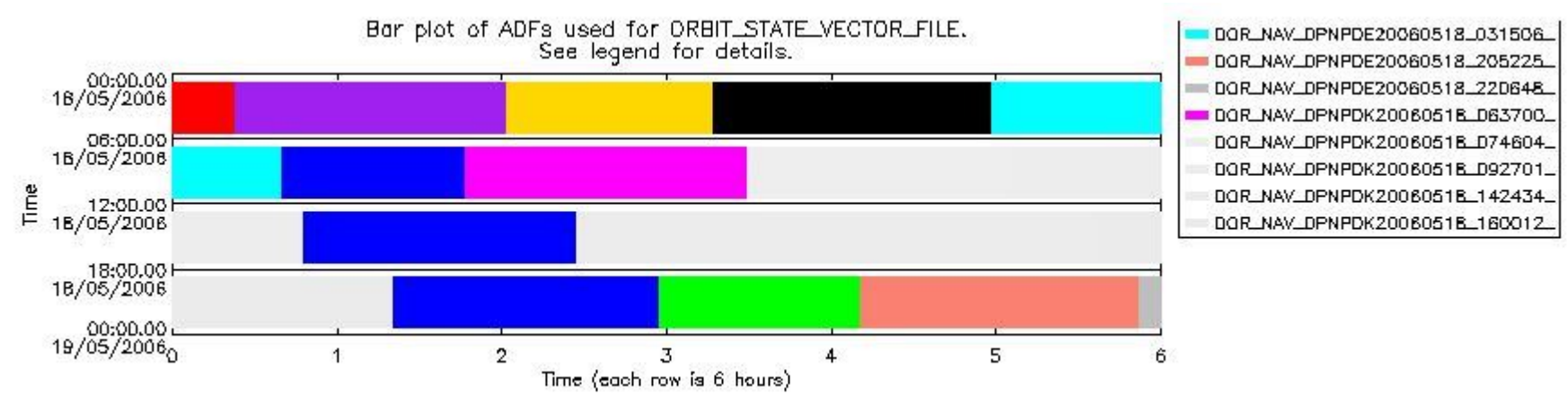
This section shows the (variation in) ADFs used for each of the products. It consists of:

- A table showing which ADFs were used for processing (red values indicate that multiple ADFs of the same type were used)
- Various time line plots, one for each ADF, which show when which ADF was used.

If multiple ADFs of a single type were used, these are marked **red** in the table.

Number	ADF
	<b>CNO (LEVEL_0_CONFIGURATION_FILE)</b>
0	AUX_CNO_AXVPDS20020123_121901_20020101_000000_20200101_000000
	<b>FPO (ORBIT_STATE_VECTOR_FILE)</b>
1	AUX_FPO_AXVPDS20060517_225410_20060517_193552_20060527_210205
2	AUX_FPO_AXVPDS20060517_225414_20060517_193552_20060527_210205
3	DOR_NAV_OPNPDE20060517_205233_000063752047_00429_22026_0518.N1
4	DOR_NAV_OPNPDE20060517_224408_000054192047_00430_22027_0519.N1
5	DOR_NAV_OPNPDE20060518_001946_000057382047_00431_22028_0520.N1
6	DOR_NAV_OPNPDE20060518_020043_000041442047_00432_22029_0521.N1
7	DOR_NAV_OPNPDE20060518_031506_000057382047_00433_22030_0522.N1
8	DOR_NAV_OPNPDE20060518_205225_000041442047_00444_22041_0524.N1
9	DOR_NAV_OPNPDE20060518_220648_000060562047_00444_22041_0525.N1
10	DOR_NAV_OPNPDK20060518_063700_000038252047_00435_22032_0673.N1
11	DOR_NAV_OPNPDK20060518_074604_000057382047_00436_22033_0674.N1
12	DOR_NAV_OPNPDK20060518_092701_000057382047_00437_22034_0675.N1
13	DOR_NAV_OPNPDK20060518_142434_000054192047_00440_22037_0678.N1
14	DOR_NAV_OPNPDK20060518_160012_000054192047_00441_22038_0679.N1





sciamachy\_daily\_report\_level0\_PFHS\_5\_36\_N\_20060518\_6.PNG

