

# 0. SCIAMACHY Daily Report for level 0 products

## [0.1 General Info](#)

## [0.2 Product Quality Indicators](#)

## [0.3 State monitoring](#)

## [0.4 ADF monitoring](#)

### 0.1 General Info

This report contains a daily analysis on parameters extracted from SCIAMACHY level 0 data (The SCI\_NL\_\_0P product).

#### 0.1.1 Report summary

The table below shows general characteristics of the data that are included into this report.

Item	Value
Report version	vdraft_20050403
Time of report generation	19APR2006 23:31:18
Data source version	PFHS/5.36-N
Processing scope for products	15APR2006 00:00:00 to 16APR2006 00:00:00
Start time of first product within scope	14APR2006 23:21:31
Stop time of last product within scope	16APR2006 00:32:34
Total number of level 0 products	16
Number of level 0 products with errors	16

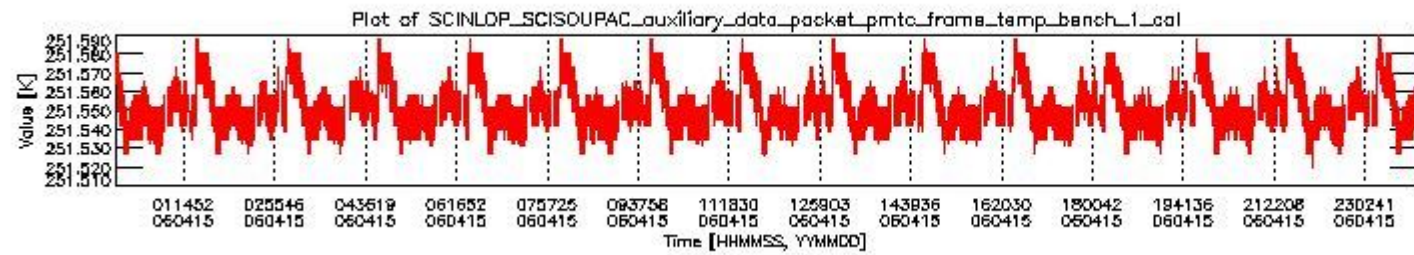
#### 0.1.2 Summary per product

The following table shows a summary for each product used in this report.

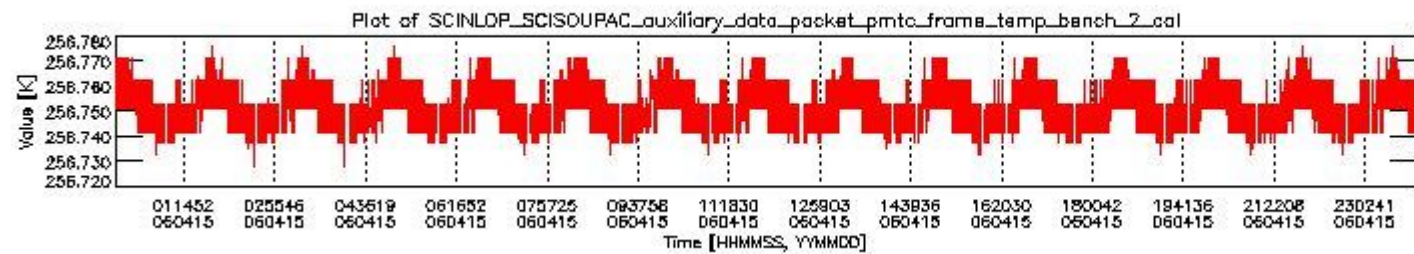
#	Product name	Start time	Stop time	Prod err	ISP err sign	ISP miss sign	ISP disc sign	rs sign
0	SCI_NL__OPNPDE20060414_232131_000060392046_00459_21555_0286.N1	14APR2006 23:21:31	15APR2006 01:02:11	1	0	1	0	0
1	SCI_NL__OPNPDE20060415_010211_000043142046_00460_21556_0287.N1	15APR2006 01:02:11	15APR2006 02:14:06	1	0	1	0	0
2	SCI_NL__OPNPDE20060415_021310_000061592046_00461_21557_0288.N1	15APR2006 02:13:10	15APR2006 03:55:50	1	0	1	0	0
3	SCI_NL__OPNPDE20060415_035454_000061472046_00462_21558_0289.N1	15APR2006 03:54:54	15APR2006 05:37:21	1	0	1	0	0
4	SCI_NL__OPNPDE20060415_053626_000060352046_00463_21559_0290.N1	15APR2006 05:36:26	15APR2006 07:17:01	1	0	1	0	0
5	SCI_NL__OPNPDK20060415_071701_000040442046_00464_21560_0339.N1	15APR2006 07:17:01	15APR2006 08:24:26	1	0	1	0	0
6	SCI_NL__OPNPDK20060415_082317_000062282046_00465_21561_0340.N1	15APR2006 08:23:17	15APR2006 10:07:06	1	0	1	0	0
7	SCI_NL__OPNPDK20060415_100557_000059792046_00466_21562_0341.N1	15APR2006 10:05:57	15APR2006 11:45:37	1	0	1	0	0
8	SCI_NL__OPNPDK20060415_114537_000059792046_00467_21563_0342.N1	15APR2006 11:45:37	15APR2006 13:25:17	1	0	1	0	0
9	SCI_NL__OPNPDK20060415_132408_000058422046_00468_21564_0343.N1	15APR2006 13:24:08	15APR2006 15:01:31	1	0	1	0	0
10	SCI_NL__OPNPDK20060415_150131_000058552046_00469_21565_0347.N1	15APR2006 15:01:31	15APR2006 16:39:06	1	0	1	0	0
11	SCI_NL__OPNPDK20060415_163702_000060852046_00470_21566_0345.N1	15APR2006 16:37:02	15APR2006 18:18:27	1	0	1	0	0
12	SCI_NL__OPNPDK20060415_181731_000058932046_00471_21567_0346.N1	15APR2006 18:17:31	15APR2006 19:55:44	1	0	1	0	0
13	SCI_NL__OPNPDE20060415_195504_000041962046_00472_21568_0291.N1	15APR2006 19:55:04	15APR2006 21:05:00	1	0	1	0	0
14	SCI_NL__OPNPDE20060415_210416_000063752046_00472_21568_0292.N1	15APR2006 21:04:16	15APR2006 22:50:31	1	0	1	0	0
15	SCI_NL__OPNPDE20060415_224903_000062112046_00473_21569_0293.N1	15APR2006 22:49:03	16APR2006 00:32:34	1	0	1	0	0

### 0.2 Product Quality Indicators

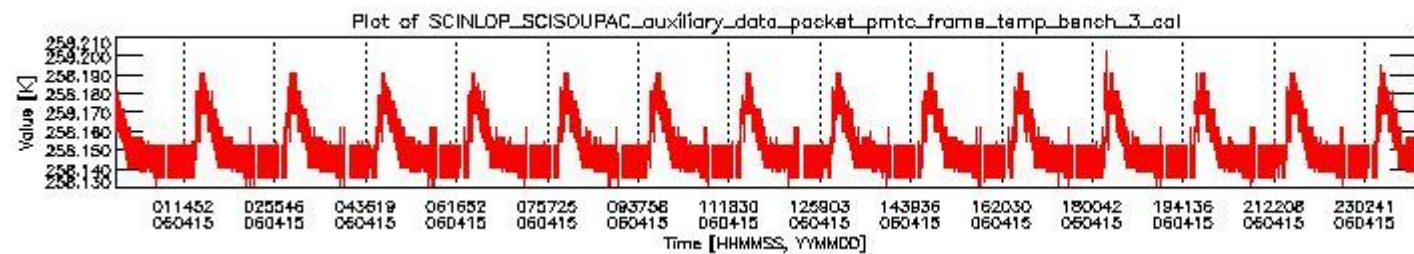
This section shows information about product quality, currently temperatures.



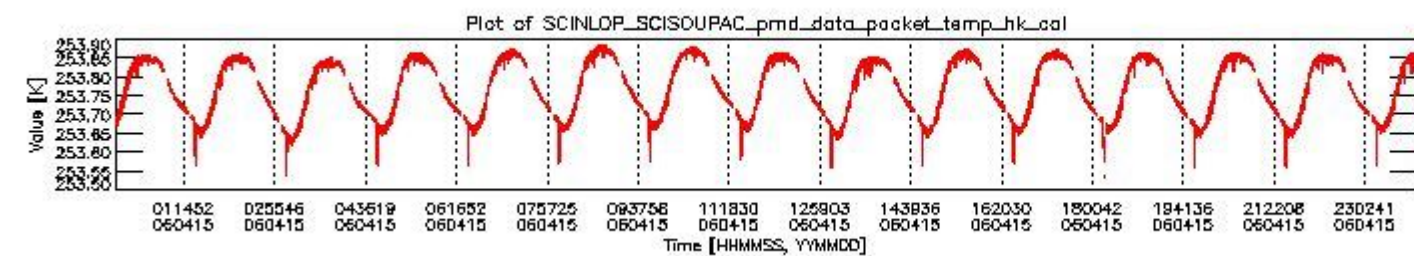
sciamachy\_daily\_report\_level0\_PFHS\_5\_36\_N\_20060415\_0.PNG



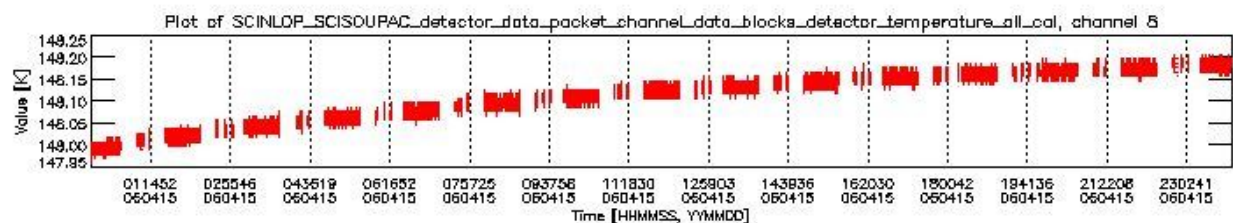
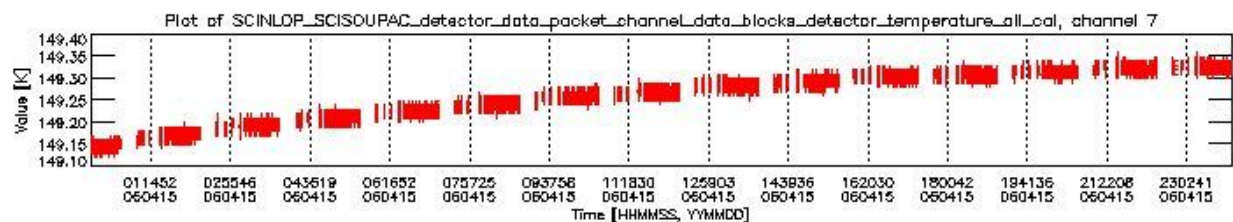
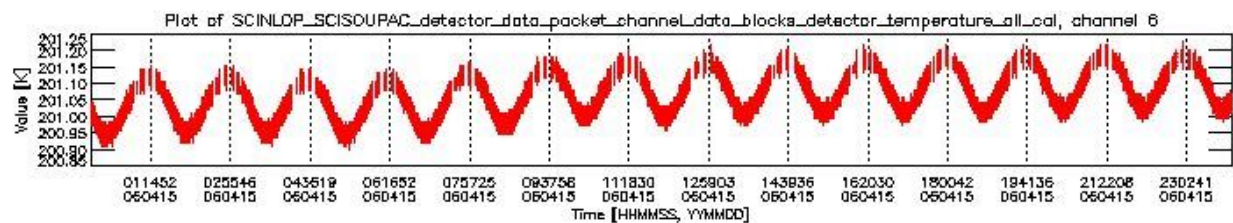
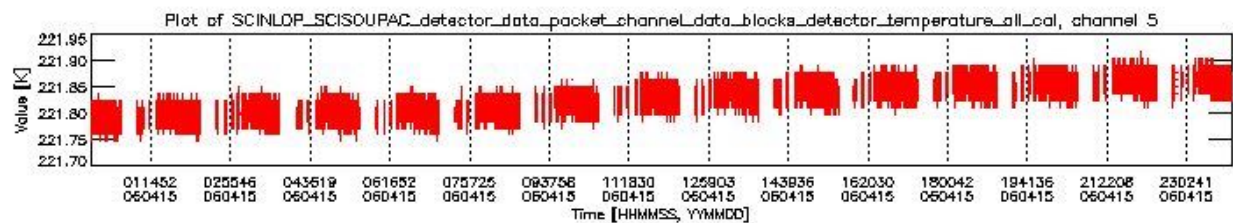
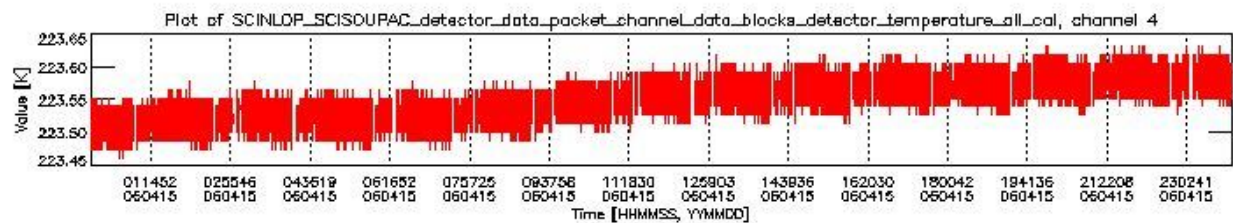
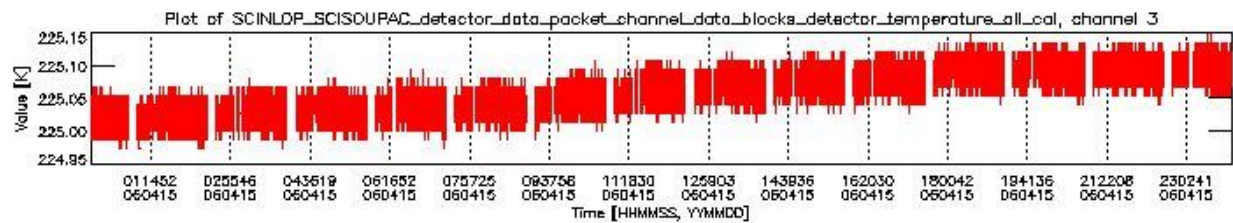
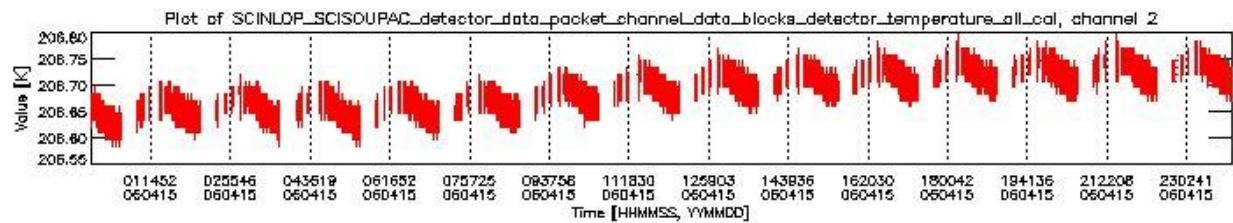
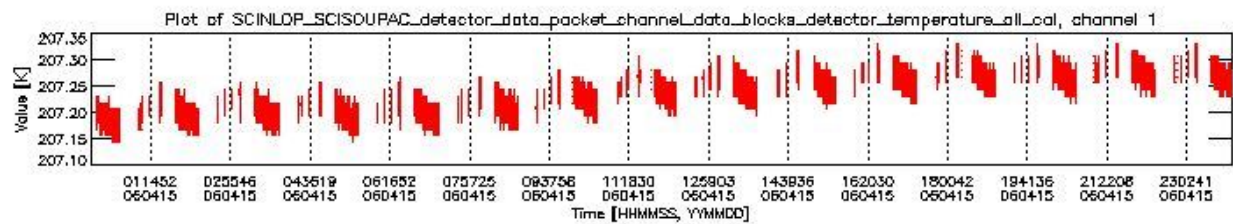
sciamachy\_daily\_report\_level0\_PFHS\_5\_36\_N\_20060415\_1.PNG



sciamachy\_daily\_report\_level0\_PFHS\_5\_36\_N\_20060415\_2.PNG



sciamachy\_daily\_report\_level0\_PFHS\_5\_36\_N\_20060415\_3.PNG



### 0.3 State monitoring

No instrument tracking information available.

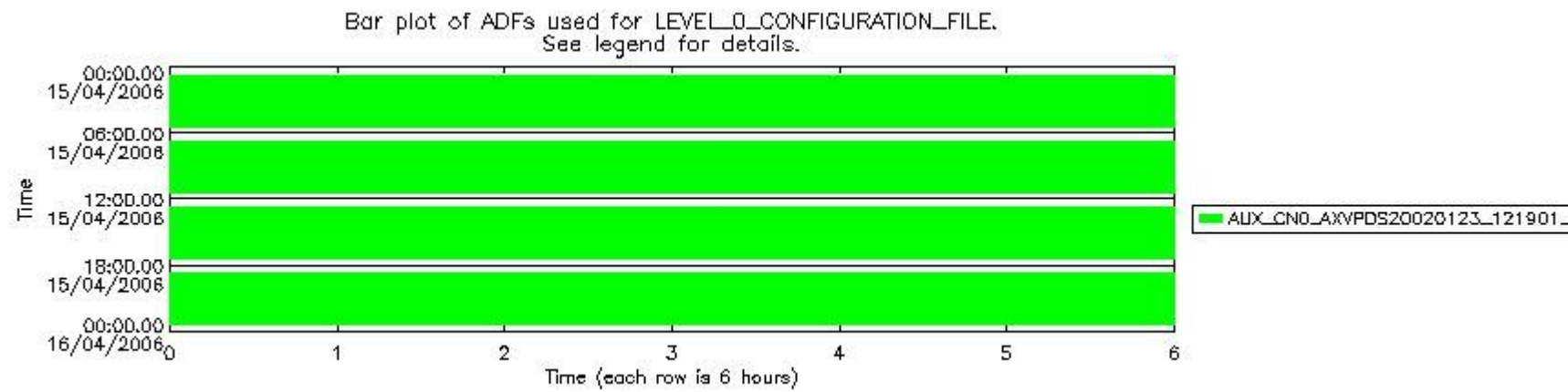
### 0.4 ADF monitoring

This section shows the (variation in) ADFs used for each of the products. It consists of:

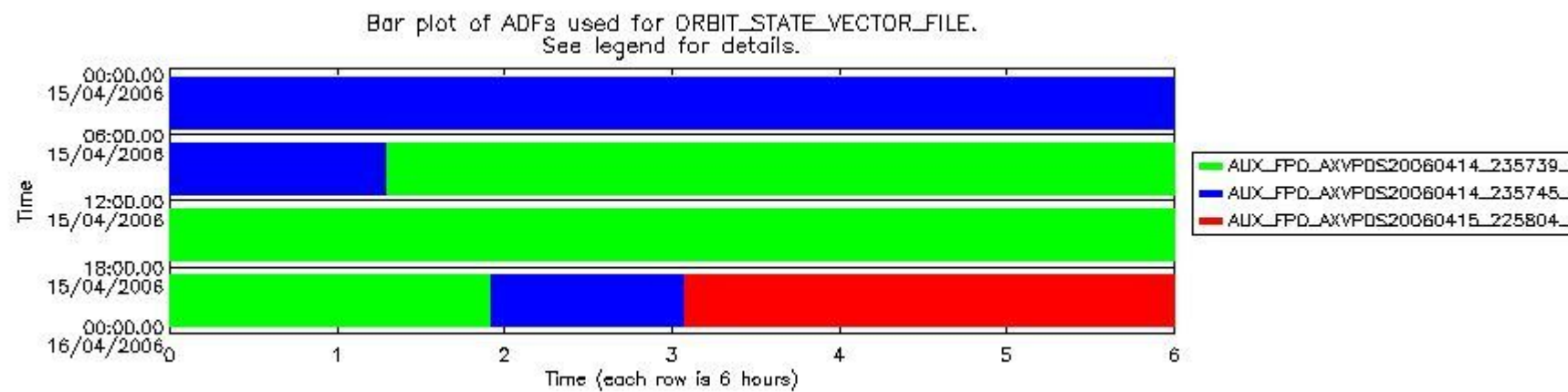
- A table showing which ADFs were used for processing (red values indicate that multiple ADFs of the same type were used)
- Various time line plots, one for each ADF, which show when which ADF was used.

If multiple ADFs of a single type were used, these are marked **red** in the table.

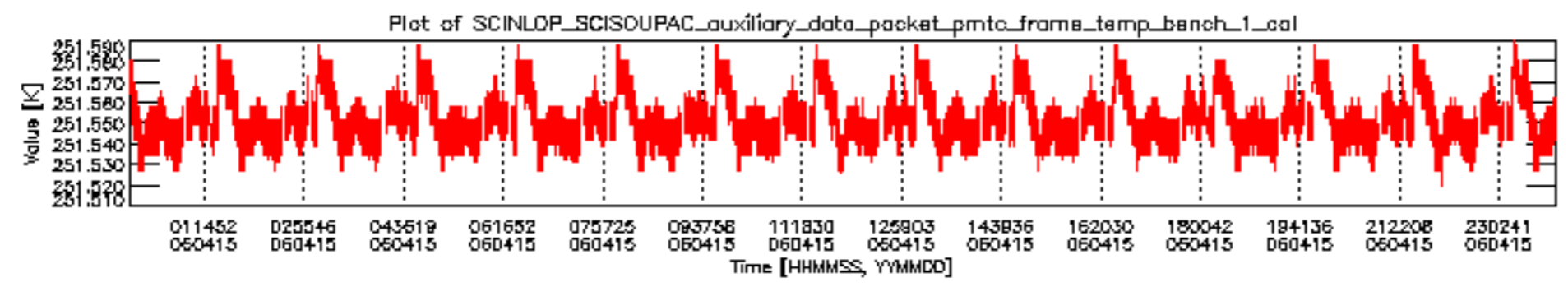
Number	ADF
	<b>CNO (LEVEL_0_CONFIGURATION_FILE)</b>
0	AUX_CNO_AXVPDS20020123_121901_20020101_000000_20200101_000000
	<b>FPO (ORBIT_STATE_VECTOR_FILE)</b>
1	AUX_FPO_AXVPDS20060414_235739_20060414_183234_20060424_213926
2	AUX_FPO_AXVPDS20060414_235745_20060414_183234_20060424_213926
3	AUX_FPO_AXVPDS20060415_225804_20060415_194134_20060425_210749

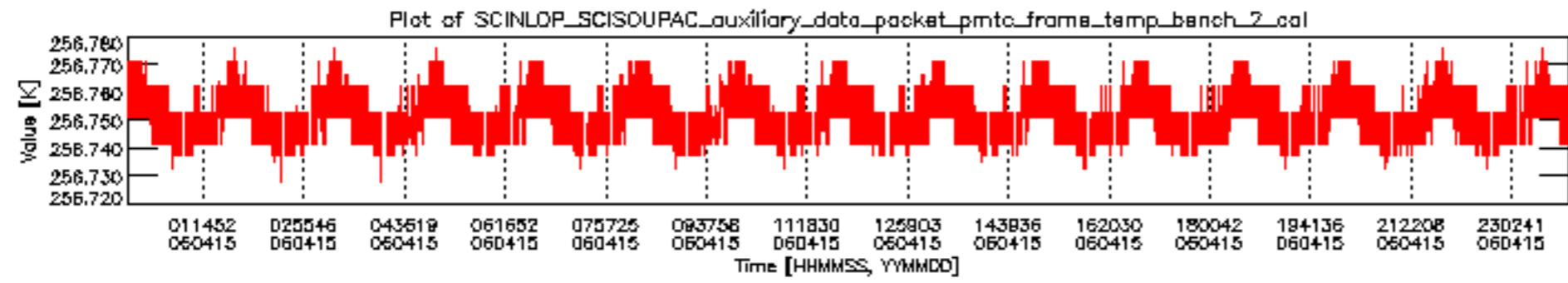


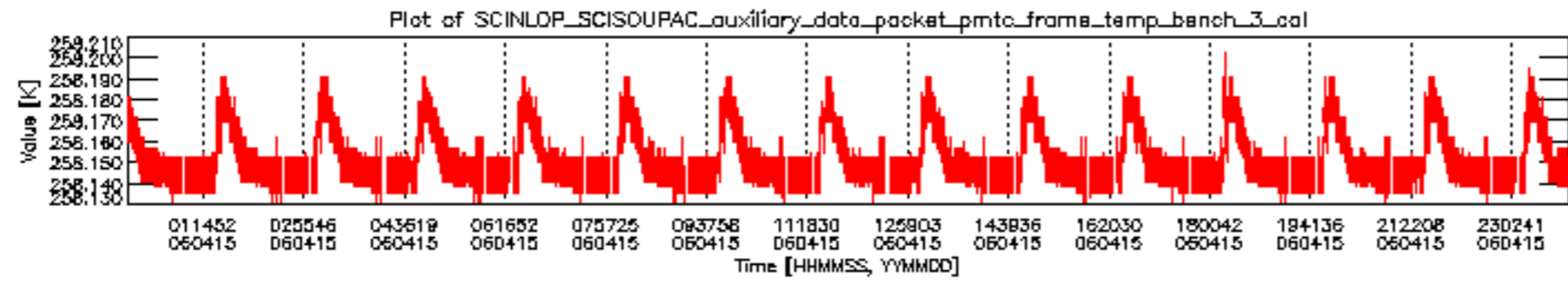
sciamachy\_daily\_report\_level0\_PFHS\_5\_36\_N\_20060415\_5.PNG

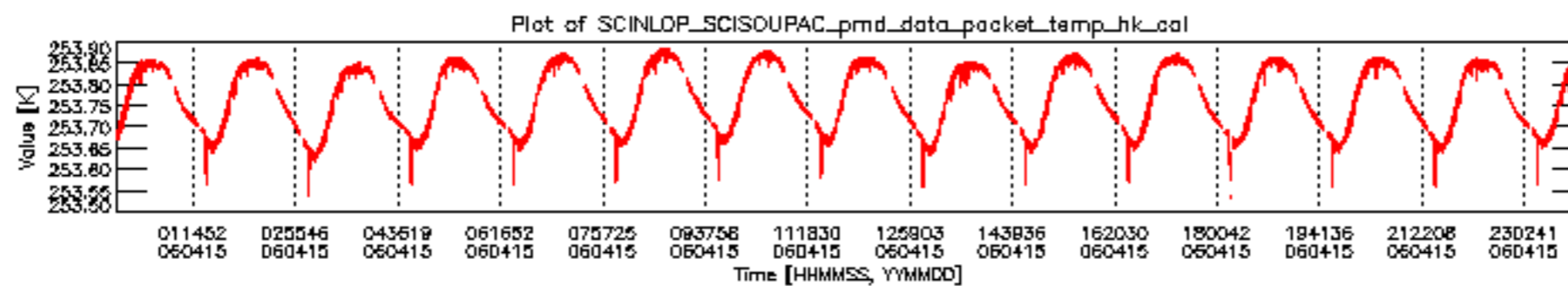


sciamachy\_daily\_report\_level0\_PFHS\_5\_36\_N\_20060415\_6.PNG

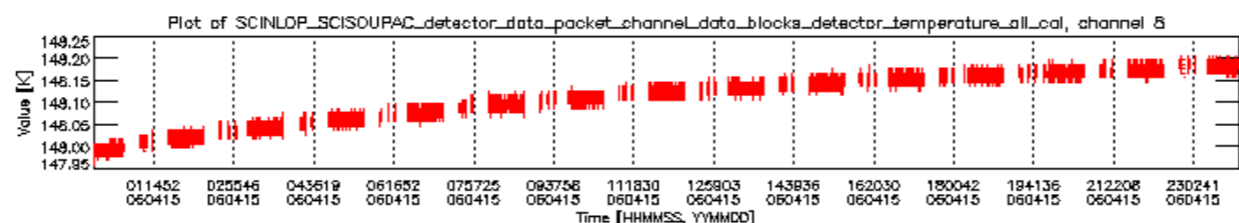
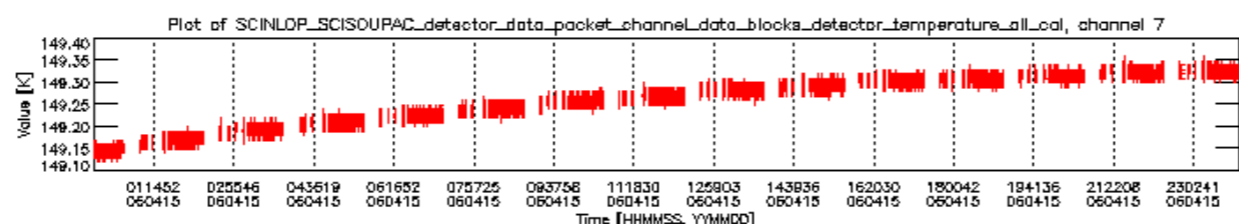
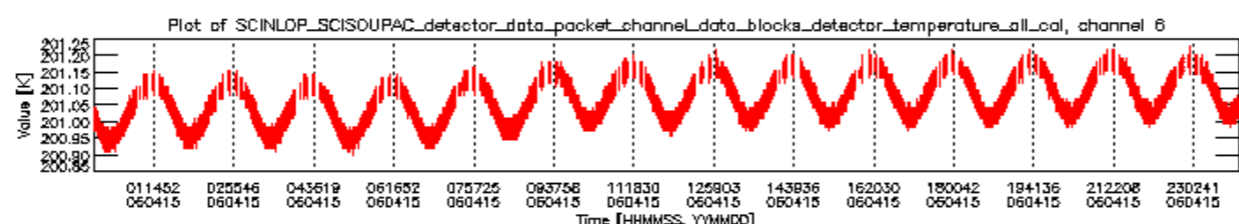
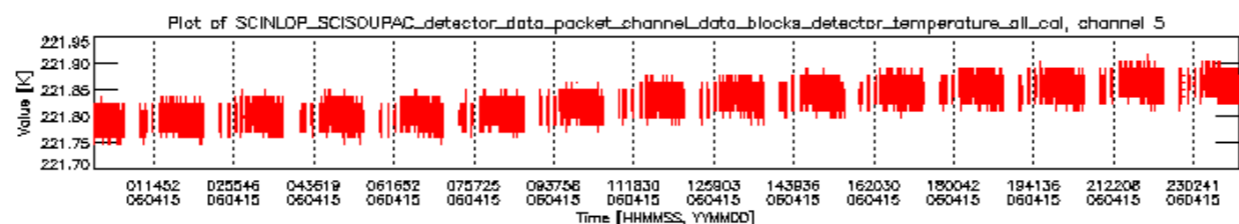
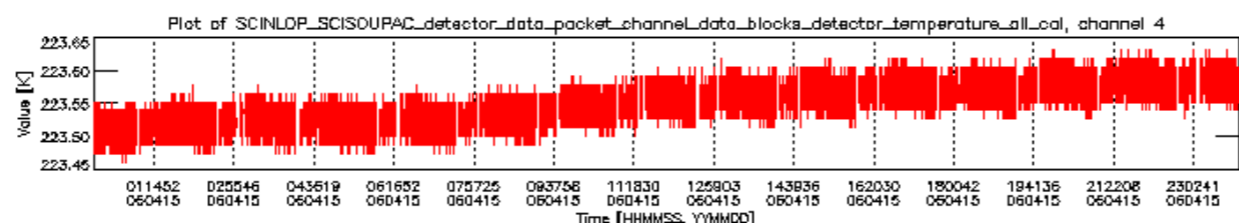
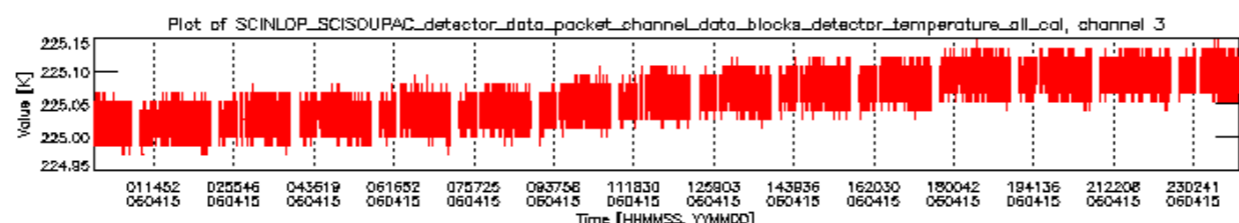
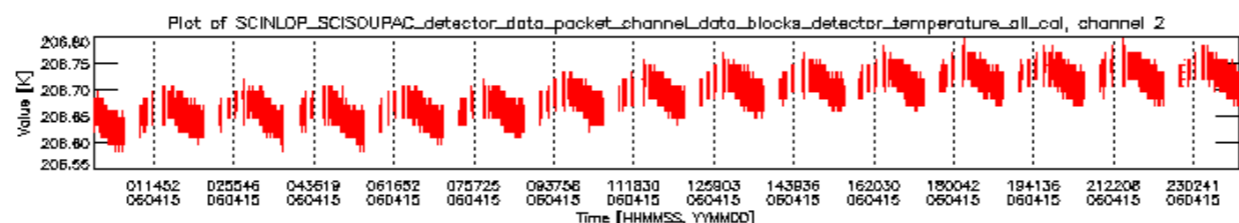
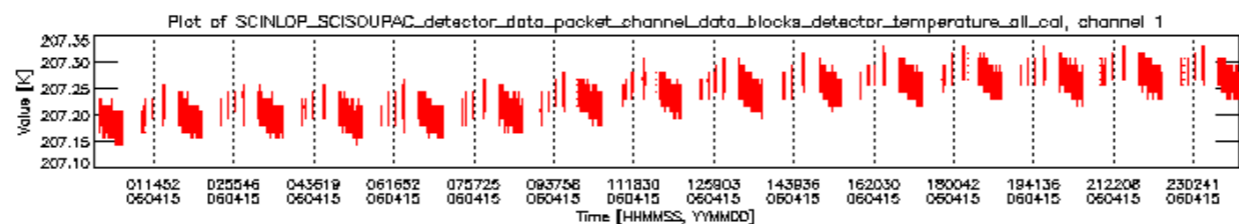


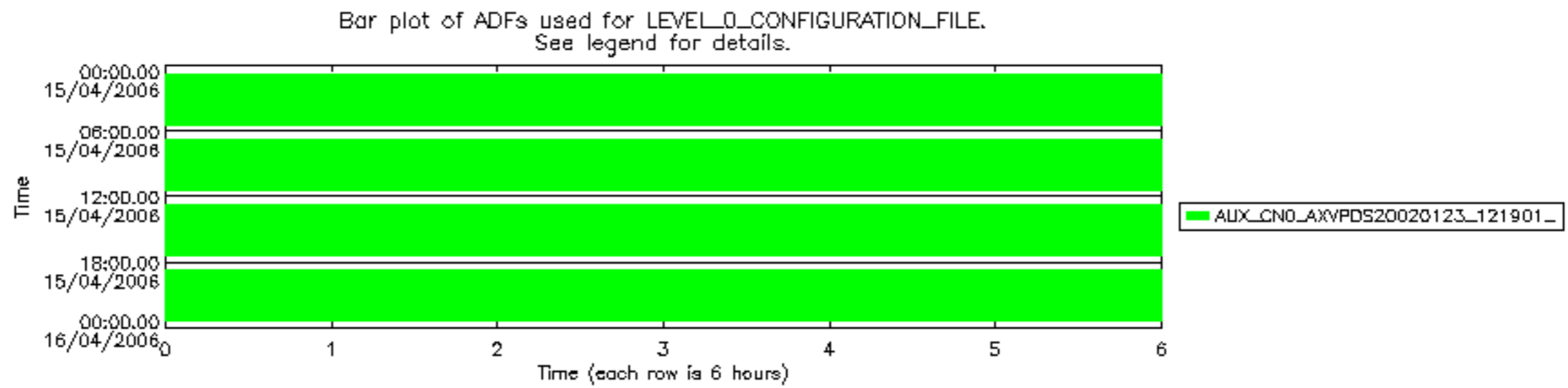












Bar plot of ADFs used for ORBIT\_STATE\_VECTOR\_FILE.  
See legend for details.

