

0. SCIAMACHY Daily Report for level 0 products

[0.1 General Info](#)

[0.2 Product Quality Indicators](#)

[0.3 State monitoring](#)

[0.4 ADF monitoring](#)

0.1 General Info

This report contains a daily analysis on parameters extracted from SCIAMACHY level 0 data (The SCI_NL__0P product).

0.1.1 Report summary

The table below shows general characteristics of the data that are included into this report.

Item	Value
Report version	vdraft_20050403
Time of report generation	14APR2006 00:59:07
Data source version	PFHS/5.36-N
Processing scope for products	10APR2006 00:00:00 to 11APR2006 00:00:00
Start time of first product within scope	09APR2006 22:36:52
Stop time of last product within scope	11APR2006 01:28:26
Total number of level 0 products	17
Number of level 0 products with errors	17

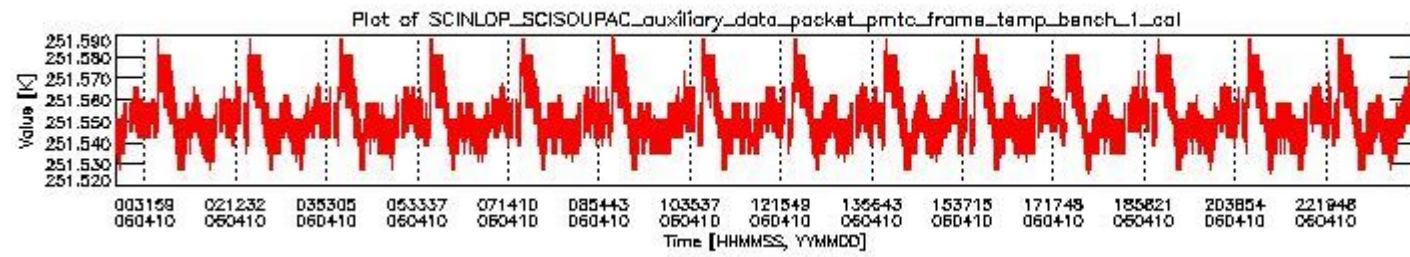
0.1.2 Summary per product

The following table shows a summary for each product used in this report.

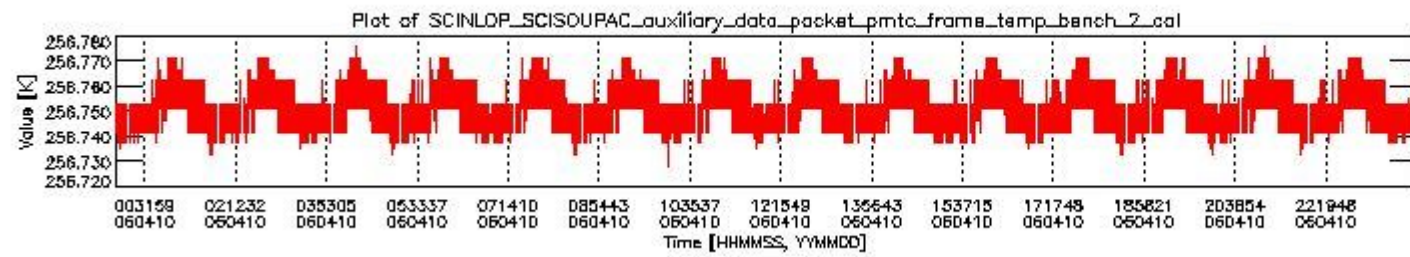
#	Product name	Start time	Stop time	Prod err	ISP err sign	ISP miss sign	ISP disc sign	rs sign
0	SCI_NL__OPNPDE20060409_223652_000059112046_00387_21483_0251.N1	09APR2006 22:36:52	10APR2006 00:15:23	1	0	1	0	0
1	SCI_NL__OPNPDE20060410_001439_000061222046_00388_21484_0252.N1	10APR2006 00:14:39	10APR2006 01:56:42	1	0	1	0	0
2	SCI_NL__OPNPDE20060410_015515_000045502046_00389_21485_0253.N1	10APR2006 01:55:15	10APR2006 03:11:05	1	0	1	0	0
3	SCI_NL__OPNPDE20060410_030957_000061042046_00390_21486_0254.N1	10APR2006 03:09:57	10APR2006 04:51:41	1	0	1	0	0
4	SCI_NL__OPNPDE20060410_045032_000061602046_00391_21487_0255.N1	10APR2006 04:50:32	10APR2006 06:33:12	1	0	1	0	0
5	SCI_NL__OPNPDK20060410_063216_000041692046_00392_21488_0289.N1	10APR2006 06:32:16	10APR2006 07:41:46	1	0	1	0	0
6	SCI_NL__OPNPDK20060410_074037_000060352046_00393_21489_0290.N1	10APR2006 07:40:37	10APR2006 09:21:13	1	0	1	0	0
7	SCI_NL__OPNPDK20060410_092113_000060352046_00394_21490_0291.N1	10APR2006 09:21:13	10APR2006 11:01:48	1	0	1	0	0
8	SCI_NL__OPNPDK20060410_110052_000060352046_00395_21491_0292.N1	10APR2006 11:00:52	10APR2006 12:41:28	1	0	1	0	0
9	SCI_NL__OPNPDK20060410_124019_000059112046_00396_21492_0293.N1	10APR2006 12:40:19	10APR2006 14:18:50	1	0	1	0	0
10	SCI_NL__OPNPDK20060410_141646_000058552046_00397_21493_0294.N1	10APR2006 14:16:46	10APR2006 15:54:21	1	0	1	0	0
11	SCI_NL__OPNPDK20060410_155229_000061422046_00398_21494_0295.N1	10APR2006 15:52:29	10APR2006 17:34:52	1	0	1	0	0
12	SCI_NL__OPNPDK20060410_173356_000060602046_00399_21495_0296.N1	10APR2006 17:33:56	10APR2006 19:14:56	1	0	1	0	0
13	SCI_NL__OPNPDK20060410_191400_000061832046_00400_21496_0297.N1	10APR2006 19:14:00	10APR2006 20:57:04	1	0	1	0	0
14	SCI_NL__OPNPDE20060410_205512_000041952046_00401_21497_0256.N1	10APR2006 20:55:12	10APR2006 22:05:08	1	0	1	0	0
15	SCI_NL__OPNPDE20060410_220508_000062512046_00401_21497_0257.N1	10APR2006 22:05:08	10APR2006 23:49:19	1	0	1	0	0
16	SCI_NL__OPNPDE20060410_234756_000060302046_00402_21498_0258.N1	10APR2006 23:47:56	11APR2006 01:28:26	1	0	1	0	0

0.2 Product Quality Indicators

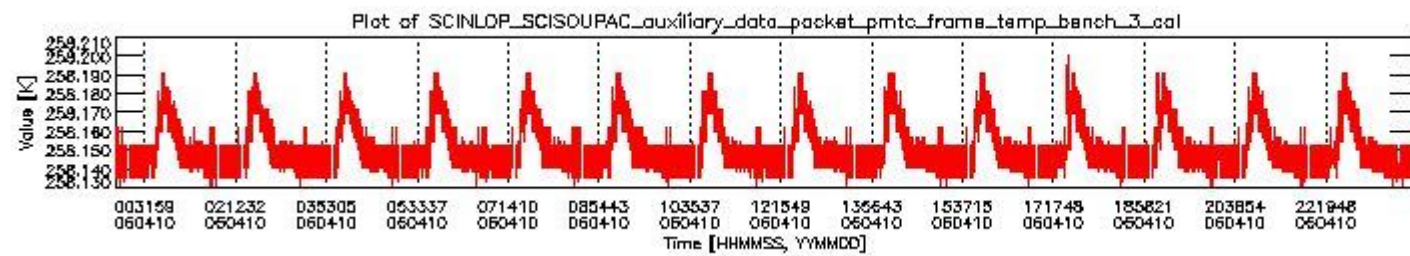
This section shows information about product quality, currently temperatures.



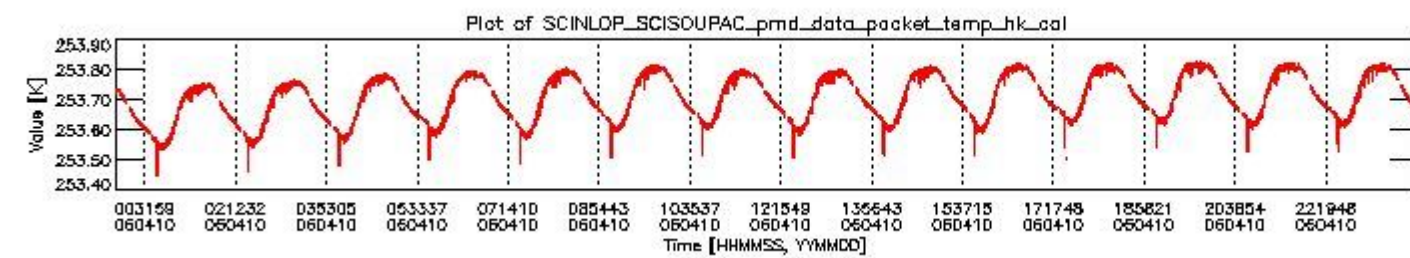
sciamachy_daily_report_level0_PFHS_5_36_N_20060410_0.PNG



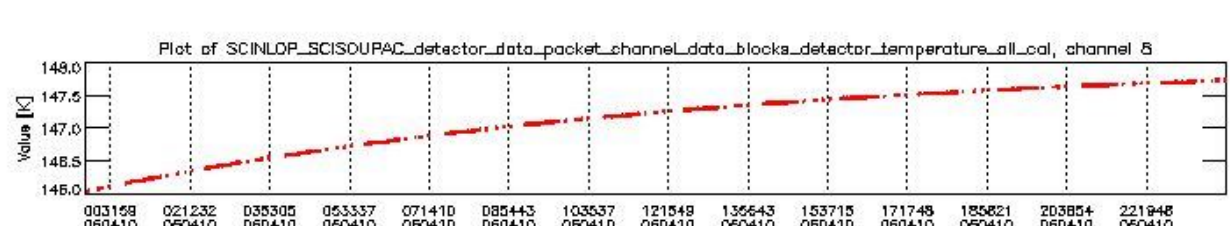
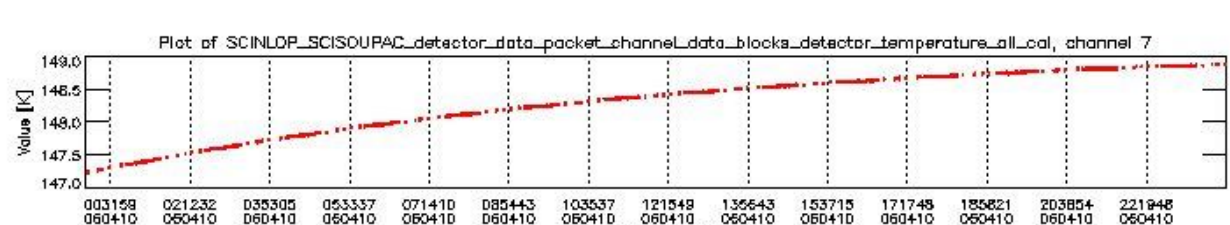
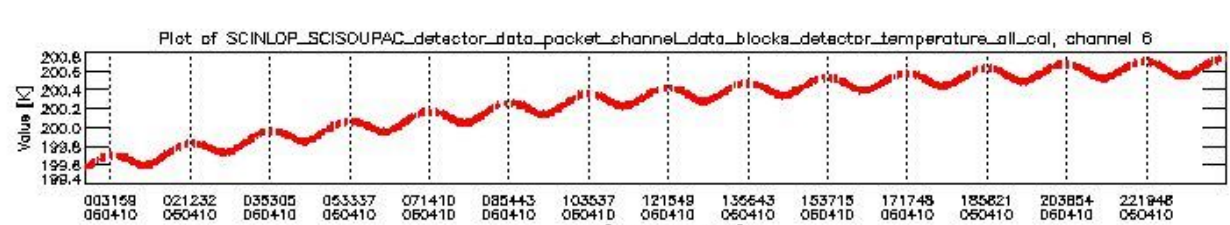
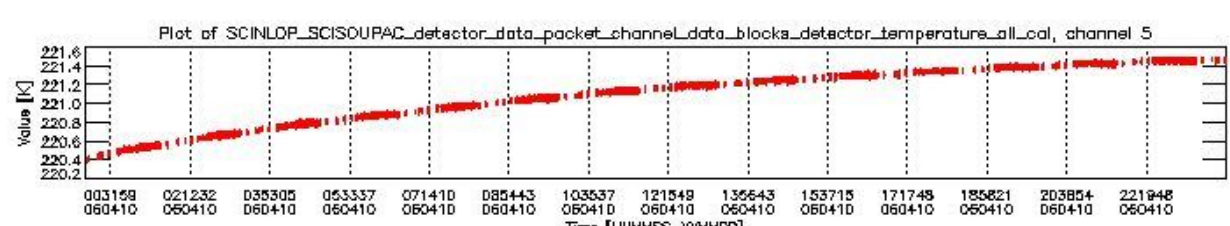
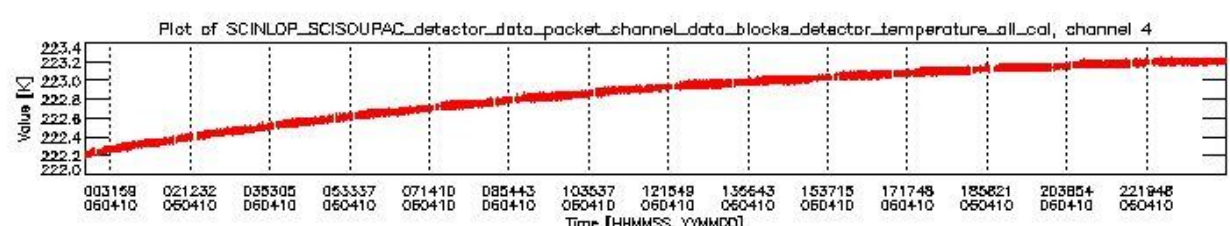
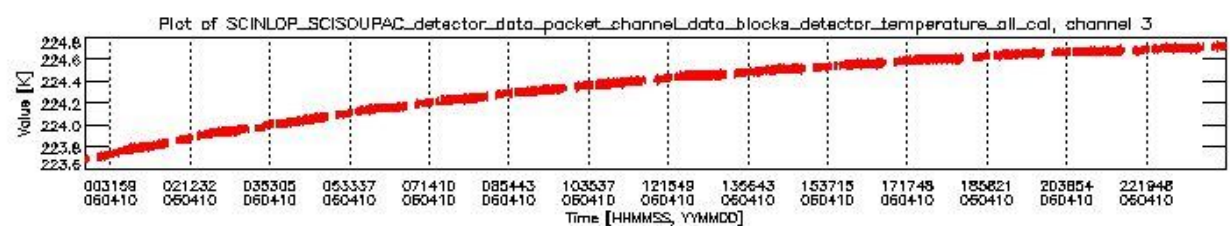
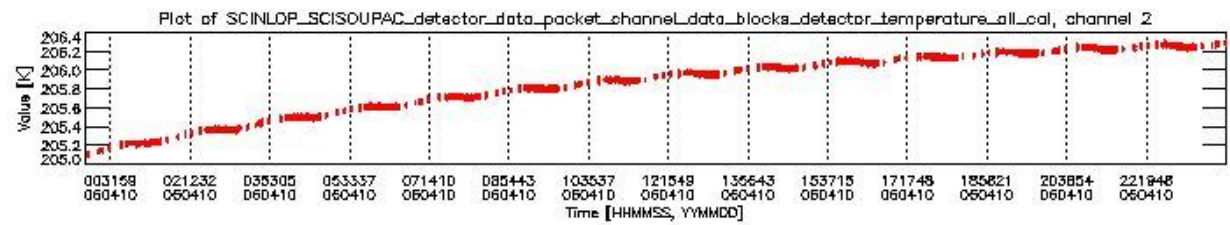
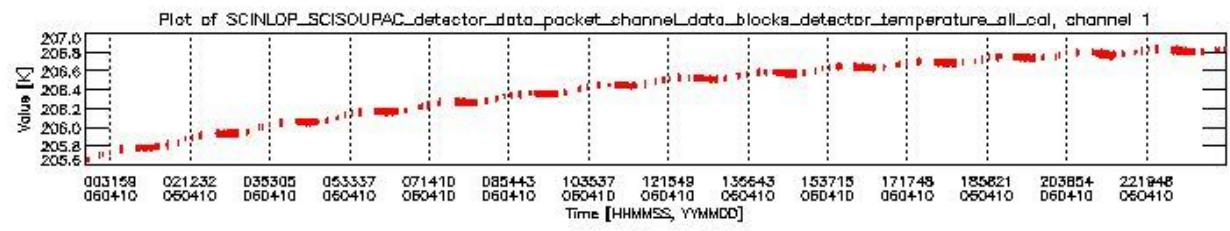
sciamachy_daily_report_level0_PFHS_5_36_N_20060410_1.PNG



sciamachy_daily_report_level0_PFHS_5_36_N_20060410_2.PNG



sciamachy_daily_report_level0_PFHS_5_36_N_20060410_3.PNG



0.3 State monitoring

No instrument tracking information available.

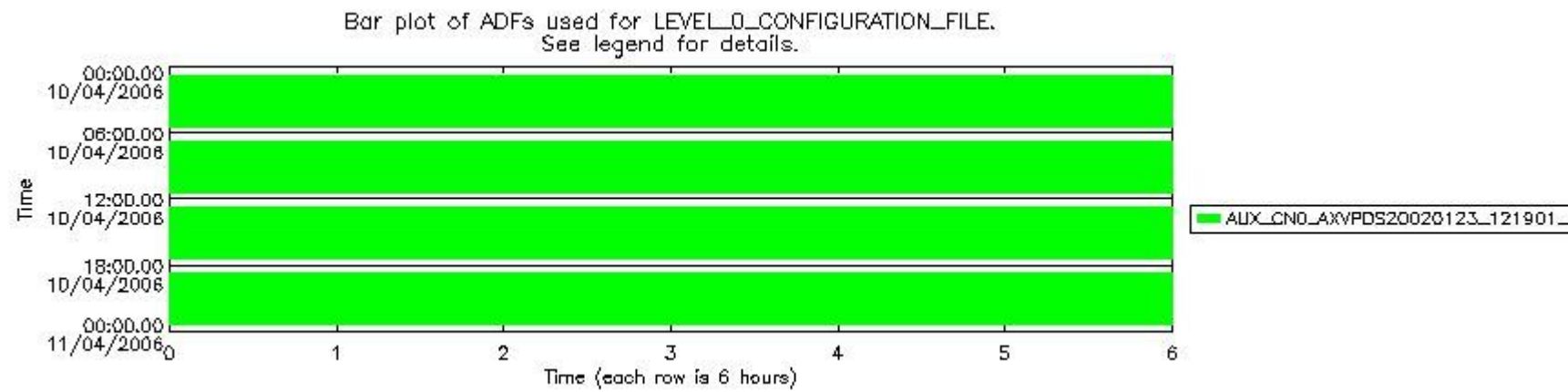
0.4 ADF monitoring

This section shows the (variation in) ADFs used for each of the products. It consists of:

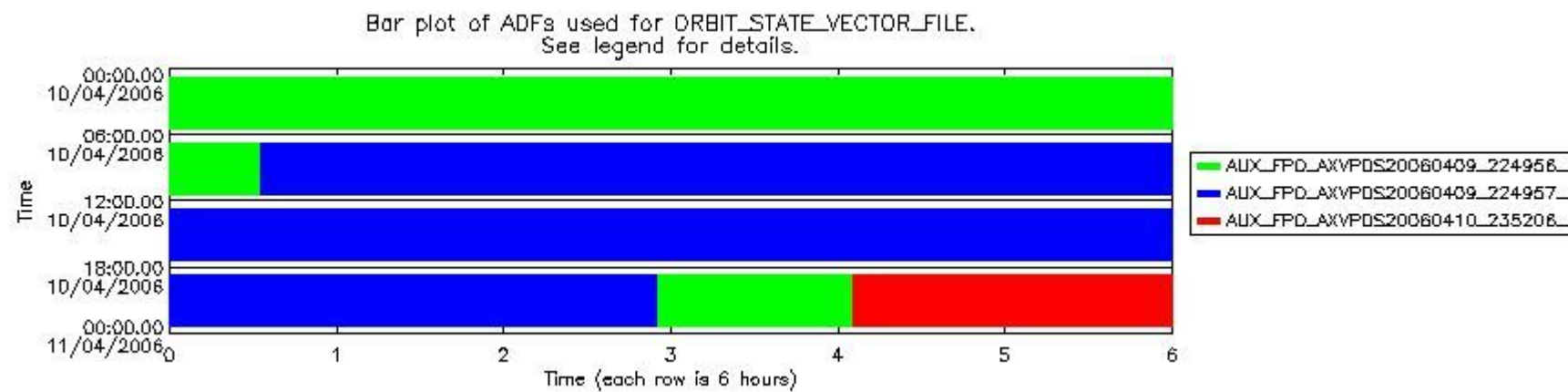
- A table showing which ADFs were used for processing (red values indicate that multiple ADFs of the same type were used)
- Various time line plots, one for each ADF, which show when which ADF was used.

If multiple ADFs of a single type were used, these are marked **red** in the table.

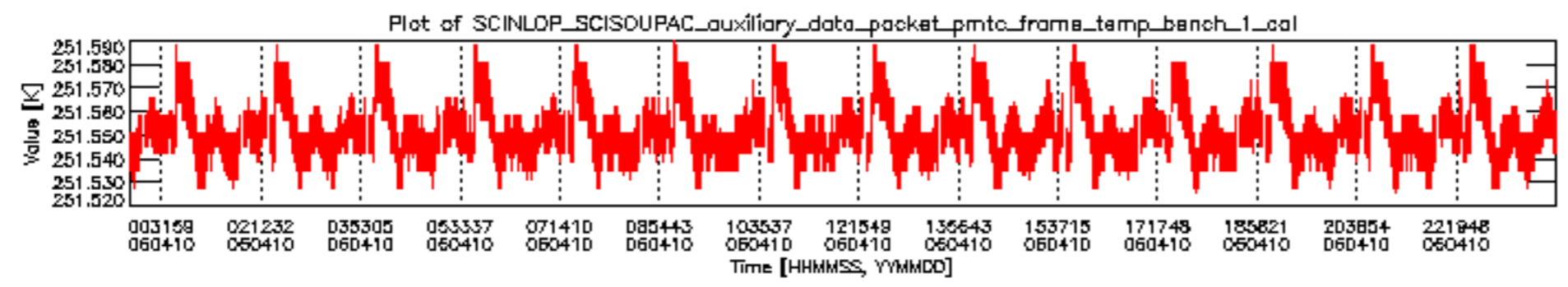
Number	ADF
	CNO (LEVEL_0_CONFIGURATION_FILE)
0	AUX_CNO_AXVPDS20020123_121901_20020101_000000_20200101_000000
	FPO (ORBIT_STATE_VECTOR_FILE)
1	AUX_FPO_AXVPDS20060409_224956_20060409_193002_20060419_205618
2	AUX_FPO_AXVPDS20060409_224957_20060409_193002_20060419_205618
3	AUX_FPO_AXVPDS20060410_235206_20060410_185825_20060420_202441

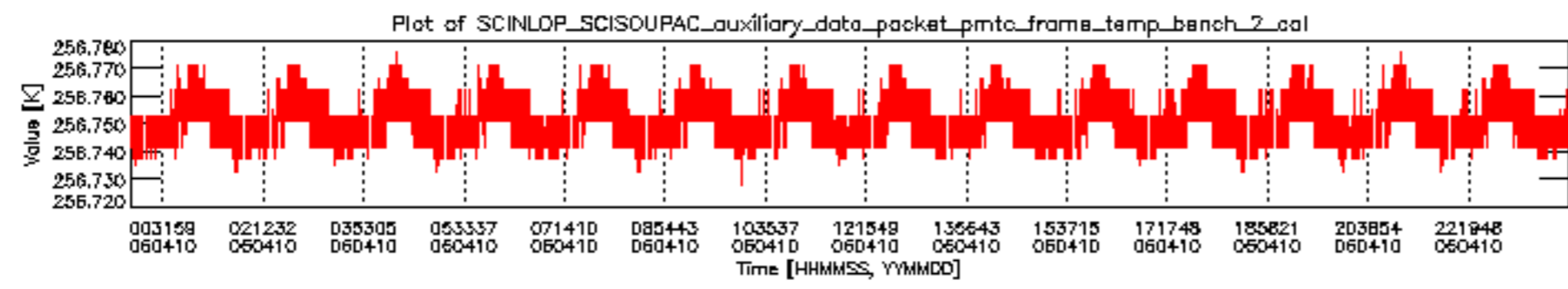


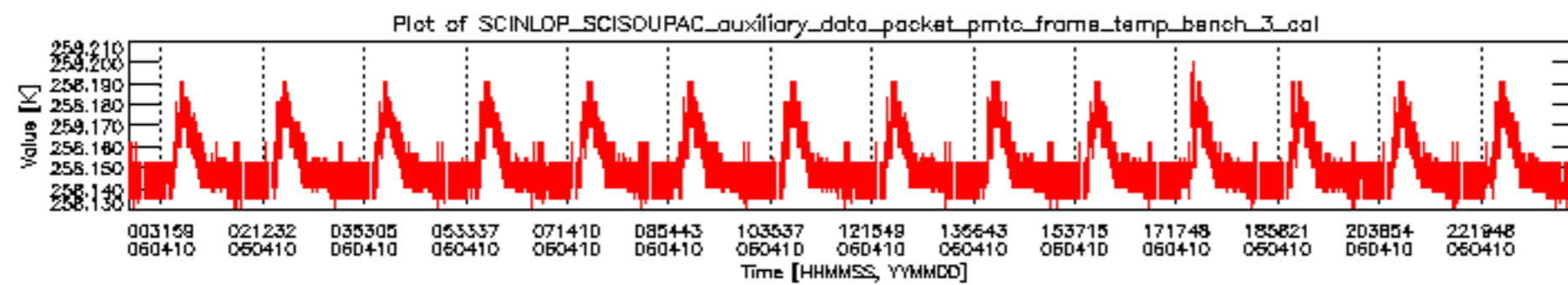
sciamachy_daily_report_level0_PFHS_5_36_N_20060410_5.PNG

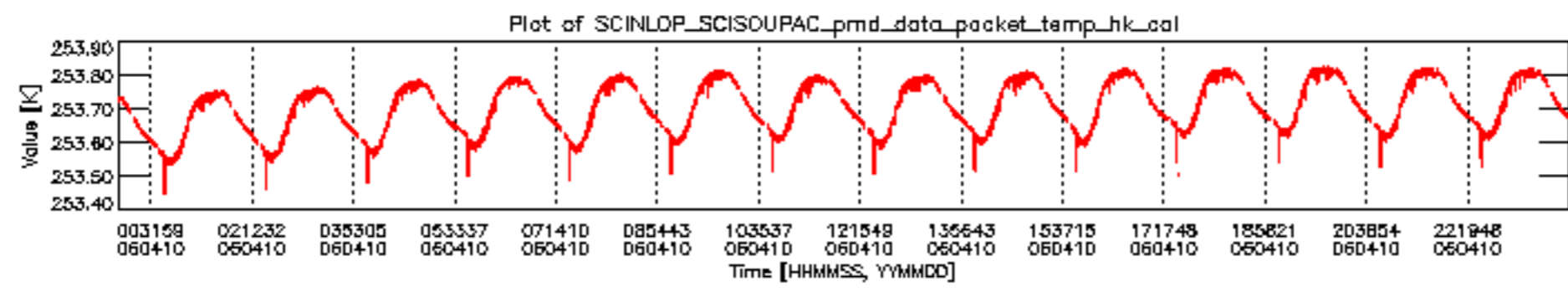


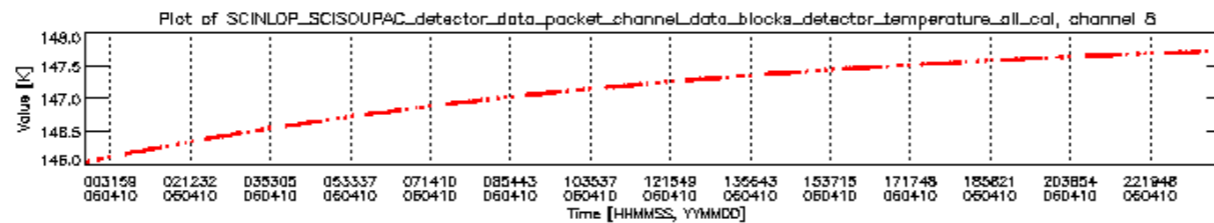
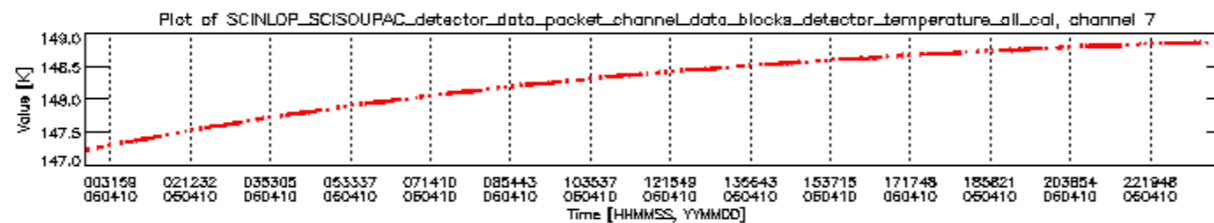
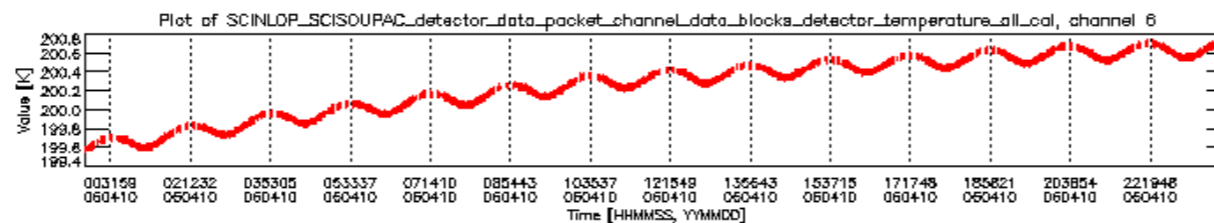
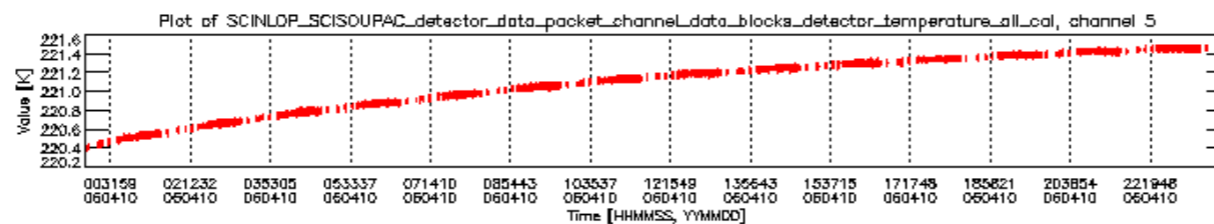
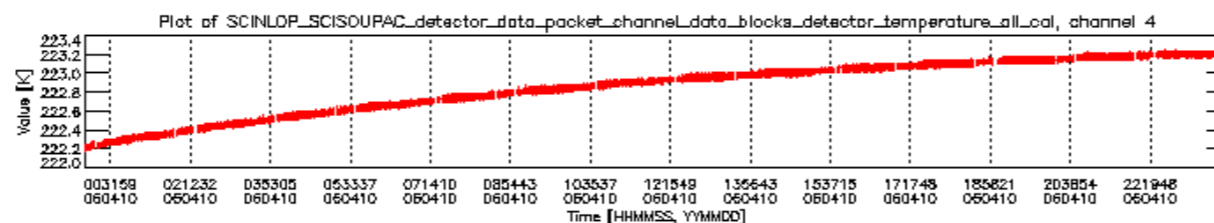
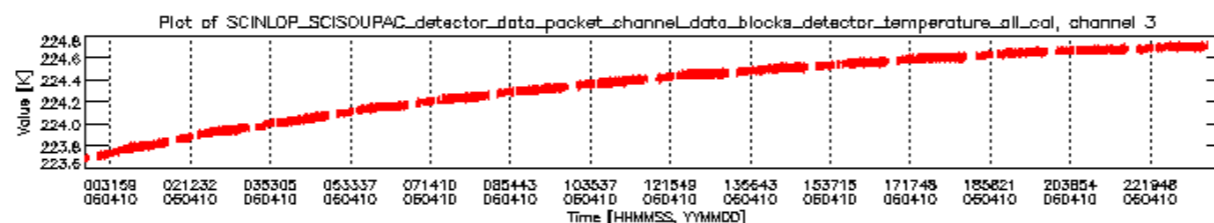
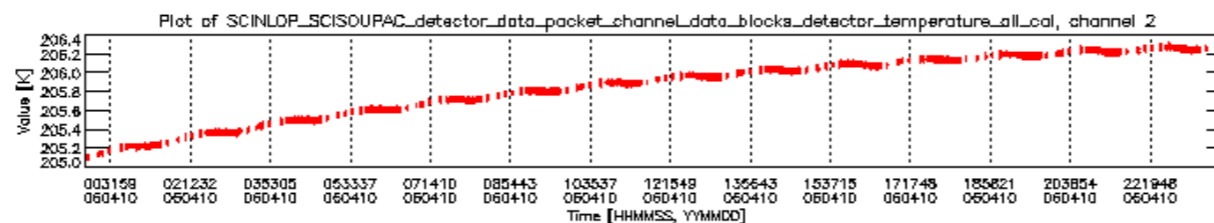
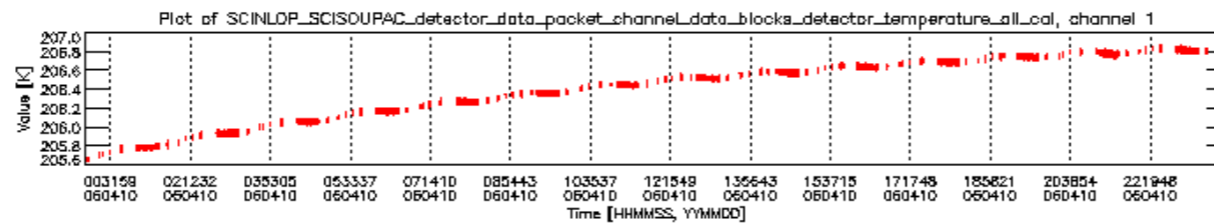
sciamachy_daily_report_level0_PFHS_5_36_N_20060410_6.PNG

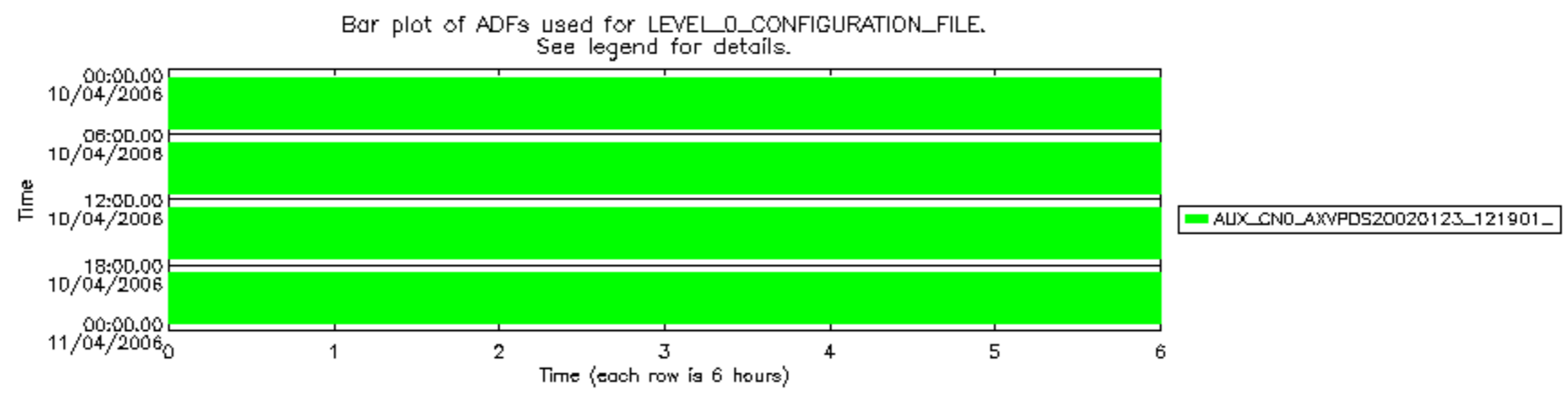












Bar plot of ADFs used for ORBIT_STATE_VECTOR_FILE.
See legend for details.

