

0. SCIAMACHY Daily Report for level 0 products

[0.1 General Info](#)

[0.2 Product Quality Indicators](#)

[0.3 State monitoring](#)

[0.4 ADF monitoring](#)

0.1 General Info

This report contains a daily analysis on parameters extracted from SCIAMACHY level 0 data (The SCI_NL__0P product).

0.1.1 Report summary

The table below shows general characteristics of the data that are included into this report.

Item	Value
Report version	vdraft_20050403
Time of report generation	01APR2006 08:03:05
Data source version	PFHS/5.36-N
Processing scope for products	30MAR2006 00:00:00 to 31MAR2006 00:00:00
Start time of first product within scope	29MAR2006 23:24:21
Stop time of last product within scope	30MAR2006 01:04:49
Total number of level 0 products	1
Number of level 0 products with errors	1

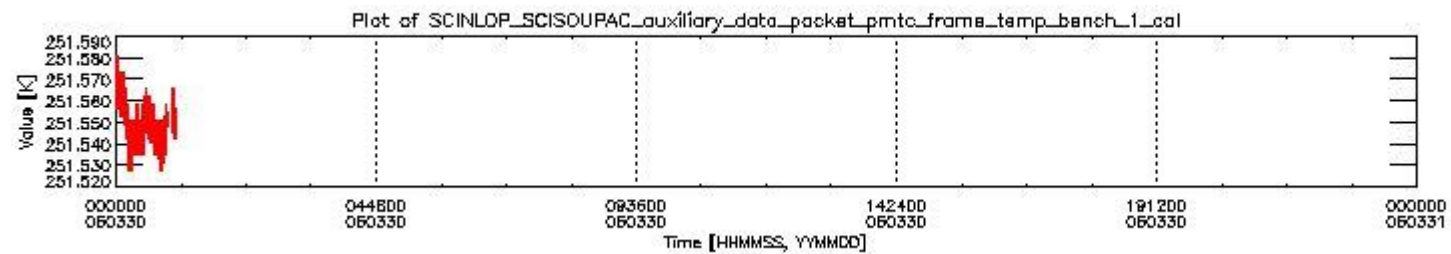
0.1.2 Summary per product

The following table shows a summary for each product used in this report.

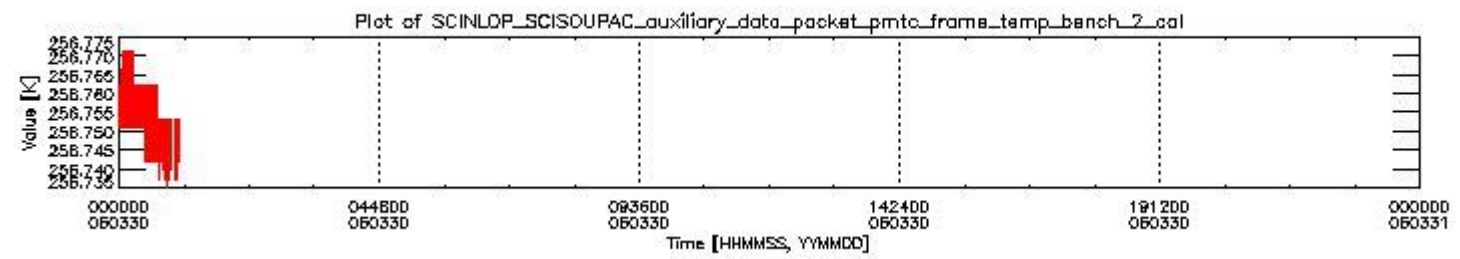
#	Product name	Start time	Stop time	Prod err	ISP err sign	ISP miss sign	ISP disc sign	rs sign
0	SCI_NL__0PNPDE20060329_232421_000060272046_00230_21326_0168.N1	29MAR2006 23:24:21	30MAR2006 01:04:49	1	0	1	0	0

0.2 Product Quality Indicators

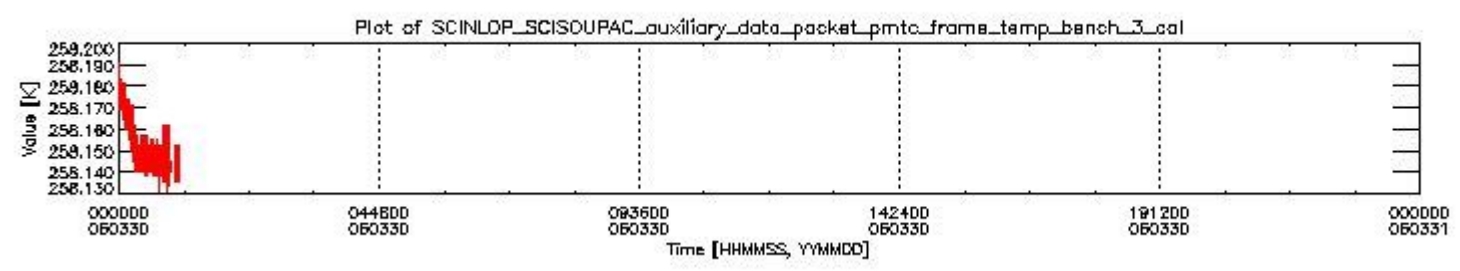
This section shows information about product quality, currently temperatures.




sciamachy_daily_report_level0_PFHS_5_36_N_20060330_0.PNG



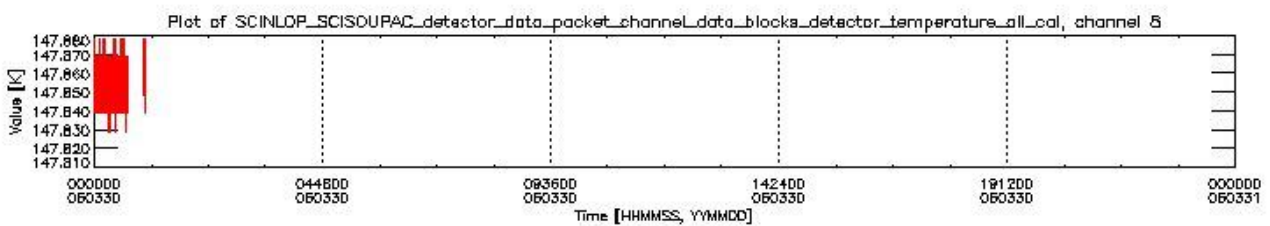

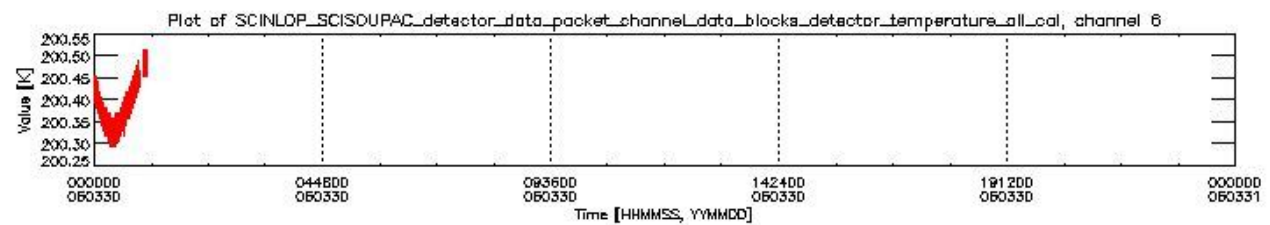



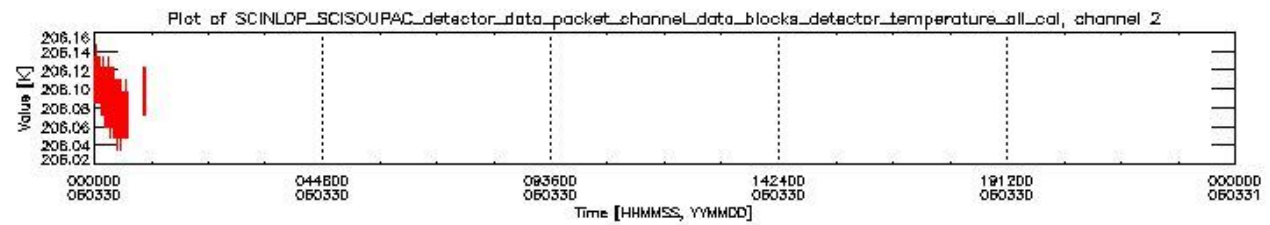
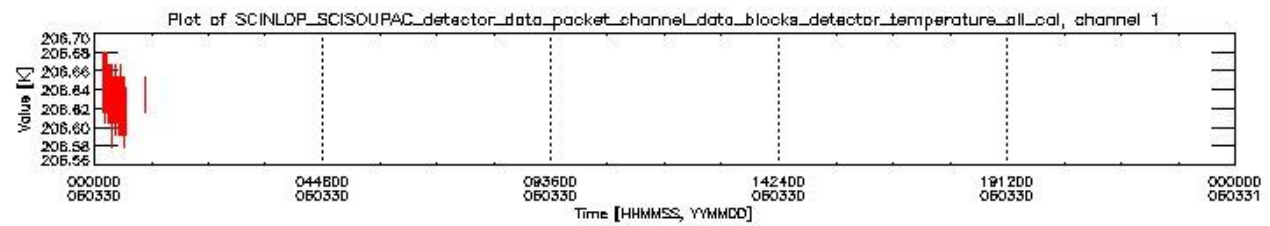
sciamachy_daily_report_level0_PFHS_5_36_N_20060330_1.PNG



sciamachy_daily_report_level0_PFHS_5_36_N_20060330_2.PNG



sciamachy_daily_report_level0_PFHS_5_36_N_20060330_3.PNG



0.3 State monitoring

No instrument tracking information available.

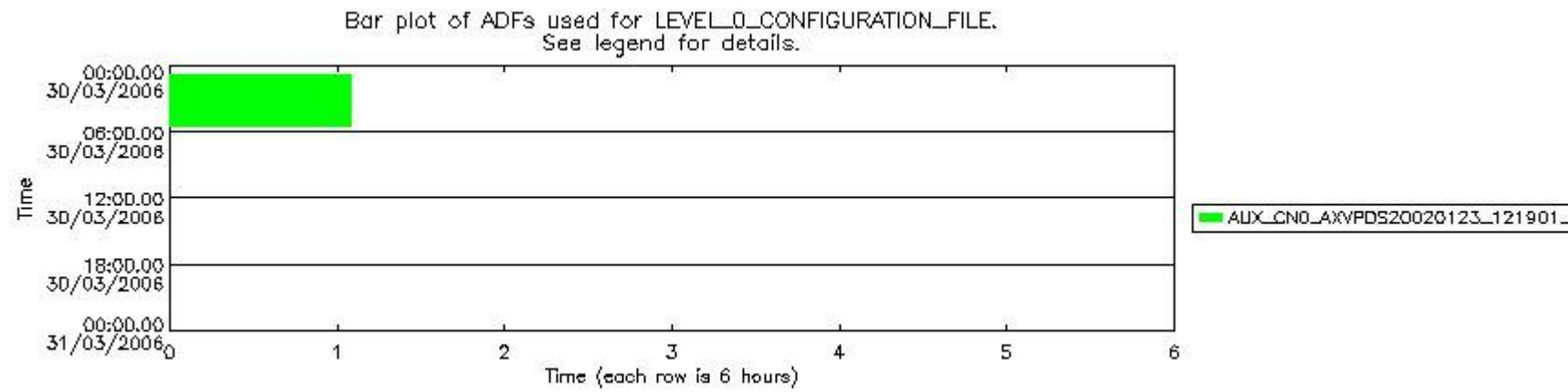
0.4 ADF monitoring

This section shows the (variation in) ADFs used for each of the products. It consists of:

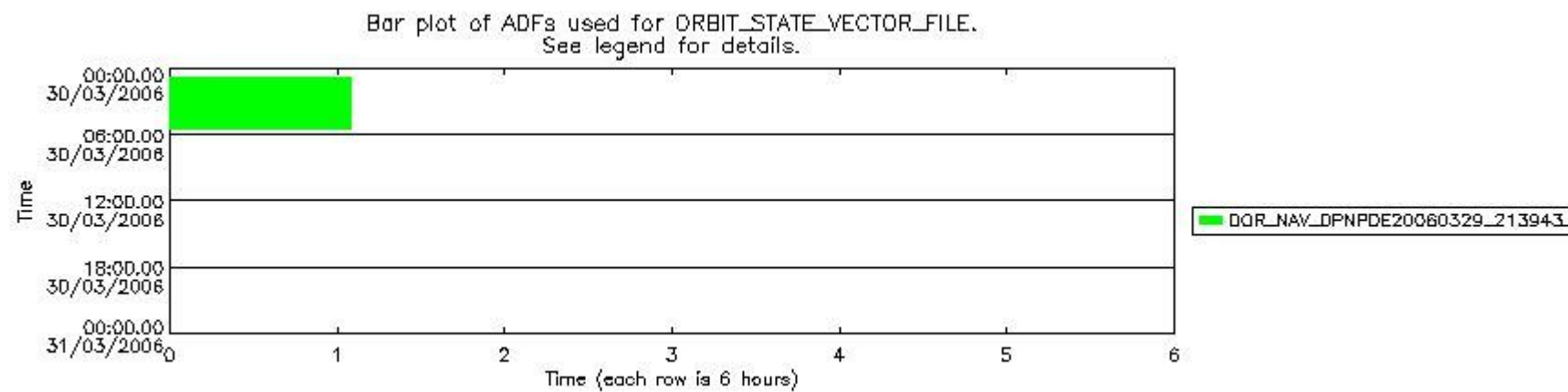
- A table showing which ADFs were used for processing (red values indicate that multiple ADFs of the same type were used)
- Various time line plots, one for each ADF, which show when which ADF was used.

If multiple ADFs of a single type were used, these are marked **red** in the table.

Number	ADF
	CNO (LEVEL_0_CONFIGURATION_FILE)
0	AUX_CNO_AXVPDS20020123_121901_20020101_000000_20200101_000000
	FPO (ORBIT_STATE_VECTOR_FILE)
1	DOR_NAV_OPNPDE20060329_213943_000057382046_00229_21325_0167.N1



sciamachy_daily_report_level0_PFHS_5_36_N_20060330_5.PNG



sciamachy_daily_report_level0_PFHS_5_36_N_20060330_6.PNG

