

0. SCIAMACHY Daily Report for level 0 products

[0.1 General Info](#)

[0.2 Product Quality Indicators](#)

[0.3 State monitoring](#)

[0.4 ADF monitoring](#)

0.1 General Info

This report contains a daily analysis on parameters extracted from SCIAMACHY level 0 data (The SCI_NL__0P product).

0.1.1 Report summary

The table below shows general characteristics of the data that are included into this report.

Item	Value
Report version	vdraft_20050403
Time of report generation	01APR2006 08:01:45
Data source version	PFHS/5.36-N
Processing scope for products	28MAR2006 00:00:00 to 29MAR2006 00:00:00
Start time of first product within scope	27MAR2006 22:47:09
Stop time of last product within scope	29MAR2006 01:34:29
Total number of level 0 products	9
Number of level 0 products with errors	9


0.1.2 Summary per product


The following table shows a summary for each product used in this report.

#	Product name	Start time	Stop time	Prod err	ISP err sign	ISP miss sign	ISP disc sign	rs sign
0	SCI_NL__0PNPDE20060327_224709_000058672046_00201_21297_0157.N1	27MAR2006 22:47:09	28MAR2006 00:24:56	1	0	1	0	0
1	SCI_NL__0PNPDK20060328_134938_000022172046_00210_21306_0179.N1	28MAR2006 13:49:38	28MAR2006 14:26:36	1	0	1	0	0
2	SCI_NL__0PNPDK20060328_142432_000061042046_00211_21307_0180.N1	28MAR2006 14:24:32	28MAR2006 16:06:16	1	0	1	0	0
3	SCI_NL__0PNPDK20060328_160412_000059792046_00212_21308_0181.N1	28MAR2006 16:04:12	28MAR2006 17:43:51	1	0	1	0	0
4	SCI_NL__0PNPDK20060328_174256_000060572046_00213_21309_0182.N1	28MAR2006 17:42:56	28MAR2006 19:23:53	1	0	1	0	0
5	SCI_NL__0PNPDK20060328_192217_000061652046_00214_21310_0183.N1	28MAR2006 19:22:17	28MAR2006 21:05:02	1	0	1	0	0
6	SCI_NL__0PNPDE20060328_210311_000043322046_00215_21311_0160.N1	28MAR2006 21:03:11	28MAR2006 22:15:23	1	0	1	0	0
7	SCI_NL__0PNPDE20060328_221450_000061672046_00215_21311_0161.N1	28MAR2006 22:14:50	28MAR2006 23:57:37	1	0	1	0	0
8	SCI_NL__0PNPDE20060328_235606_000059032046_00216_21312_0162.N1	28MAR2006 23:56:06	29MAR2006 01:34:29	1	0	1	0	0


0.2 Product Quality Indicators

This section shows information about product quality, currently temperatures.






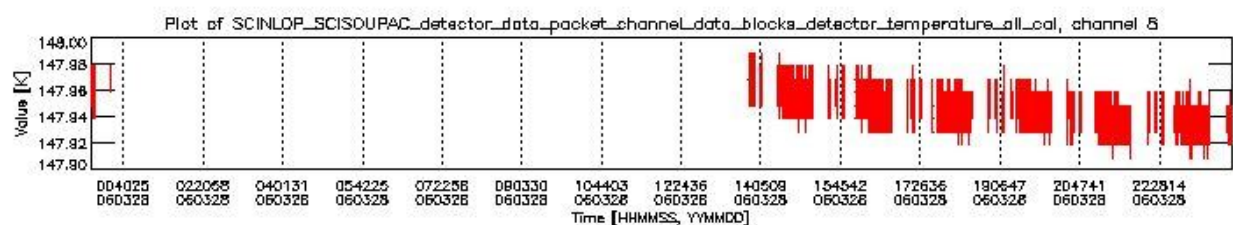
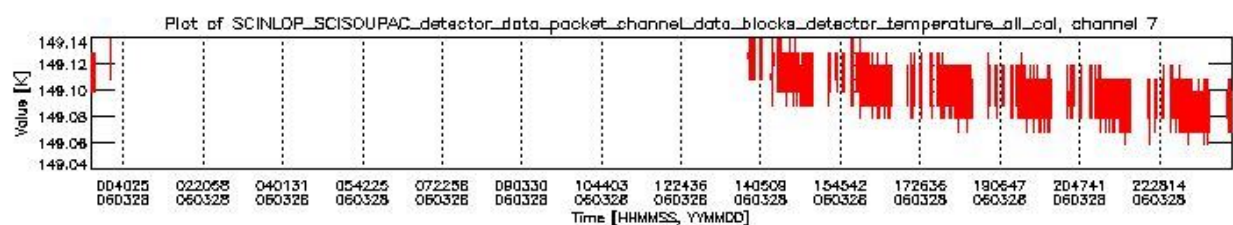
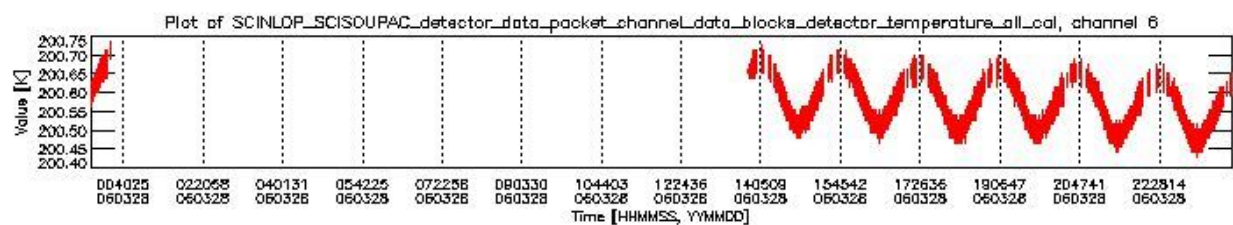
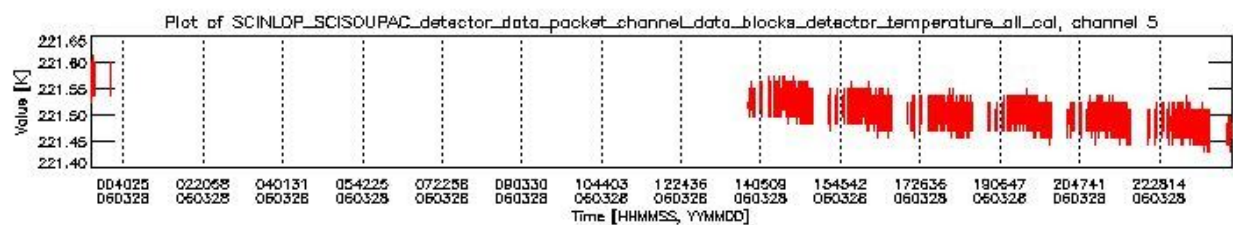
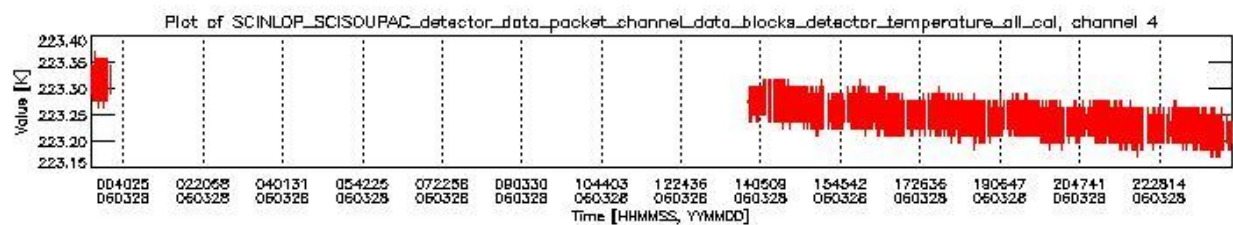
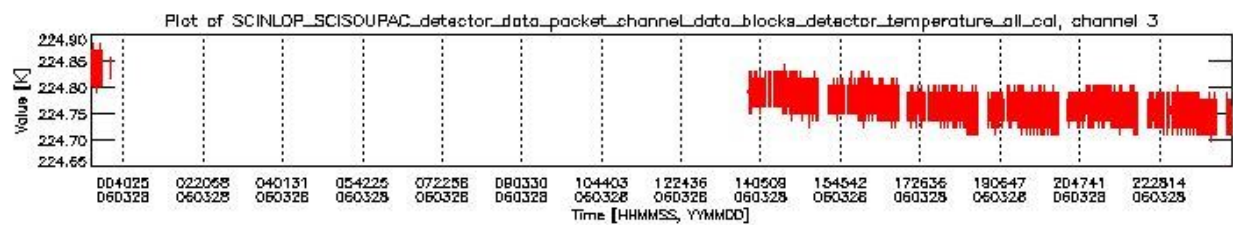
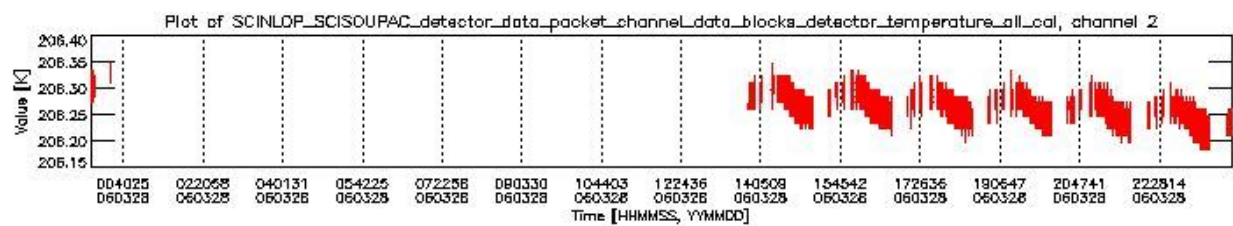
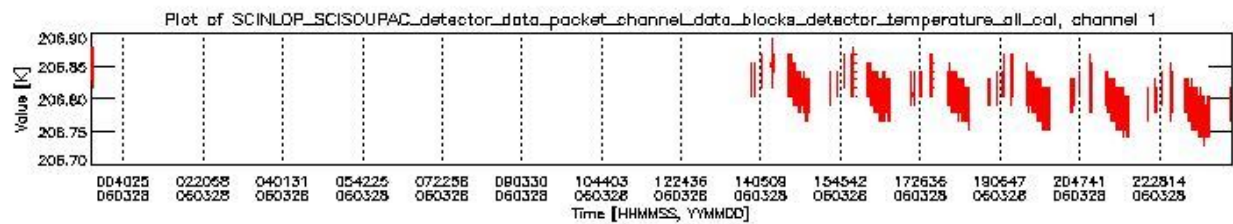
sciamachy_daily_report_level0_PFHS_5_36_N_20060328_1.PNG



sciamachy_daily_report_level0_PFHS_5_36_N_20060328_2.PNG



sciamachy_daily_report_level0_PFHS_5_36_N_20060328_3.PNG



0.3 State monitoring

No instrument tracking information available.

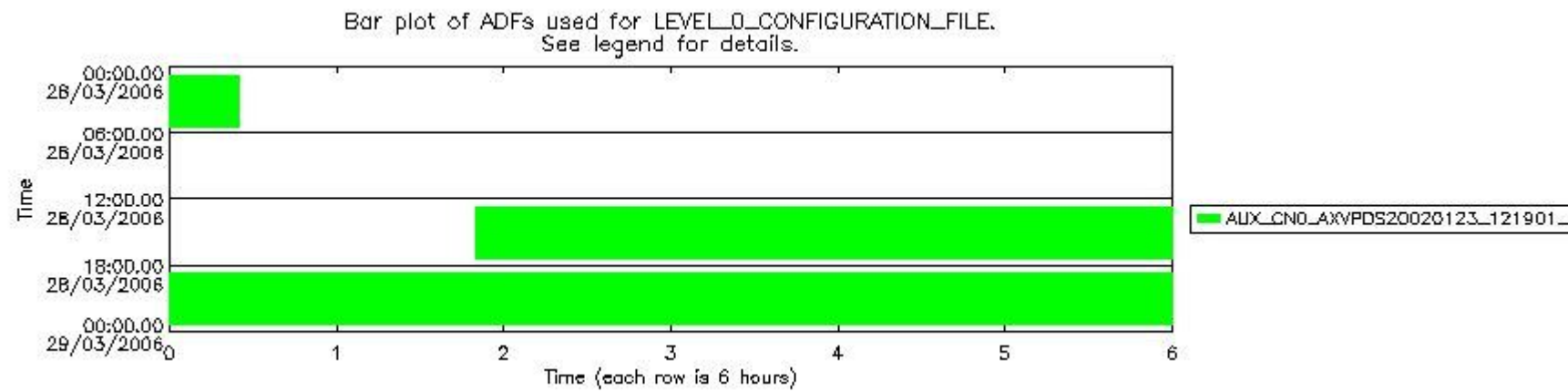
0.4 ADF monitoring

This section shows the (variation in) ADFs used for each of the products. It consists of:

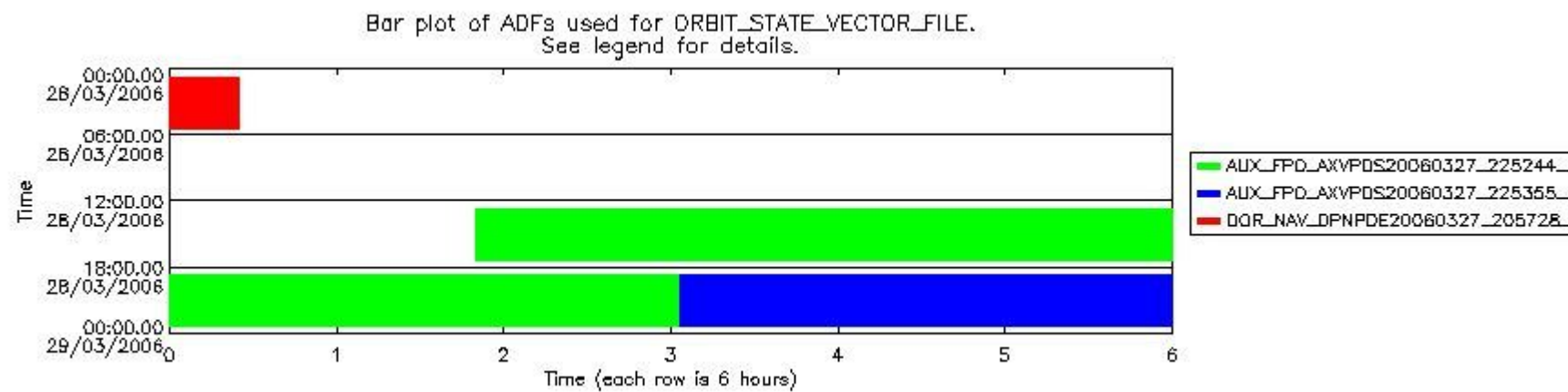
- A table showing which ADFs were used for processing (red values indicate that multiple ADFs of the same type were used)
- Various time line plots, one for each ADF, which show when which ADF was used.

If multiple ADFs of a single type were used, these are marked **red** in the table.


Number	ADF
	CNO (LEVEL_0_CONFIGURATION_FILE)
0	AUX_CNO_AXVPDS20020123_121901_20020101_000000_20200101_000000
	FPO (ORBIT_STATE_VECTOR_FILE)
1	AUX_FPO_AXVPDS20060327_225244_20060327_193836_20060406_210447
2	AUX_FPO_AXVPDS20060327_225355_20060327_193836_20060406_210447
3	DOR_NAV_OPNPDE20060327_205728_000060572046_00200_21296_0150.N1





sciamachy_daily_report_level0_PFHS_5_36_N_20060328_5.PNG




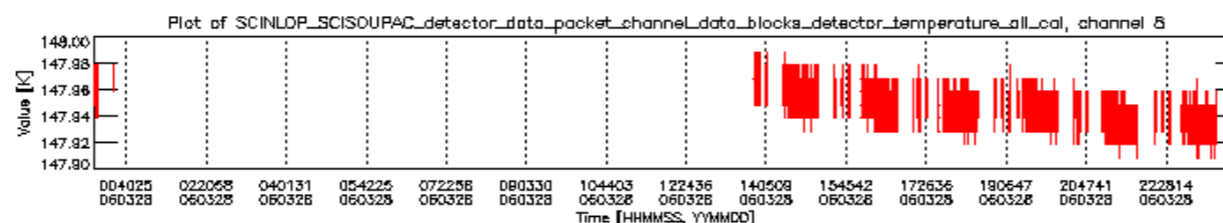
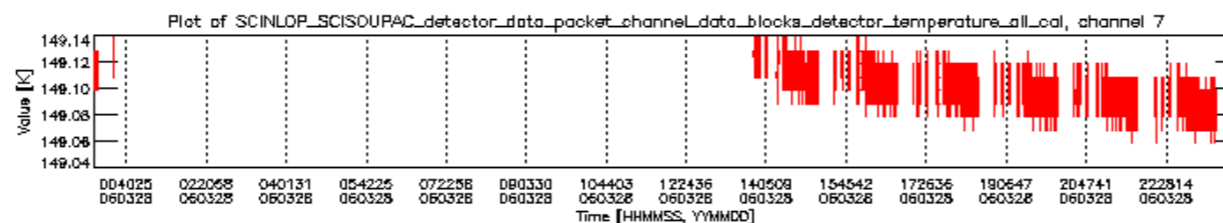
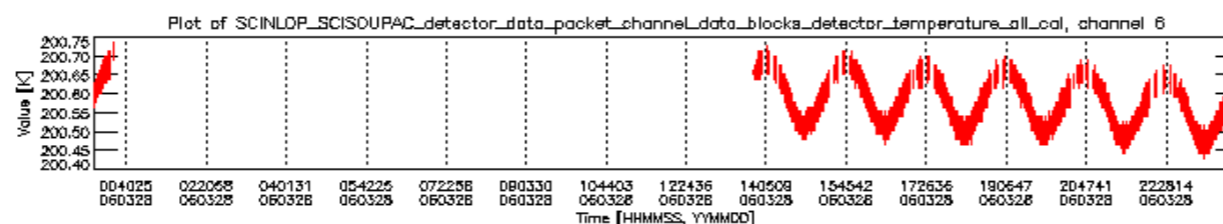
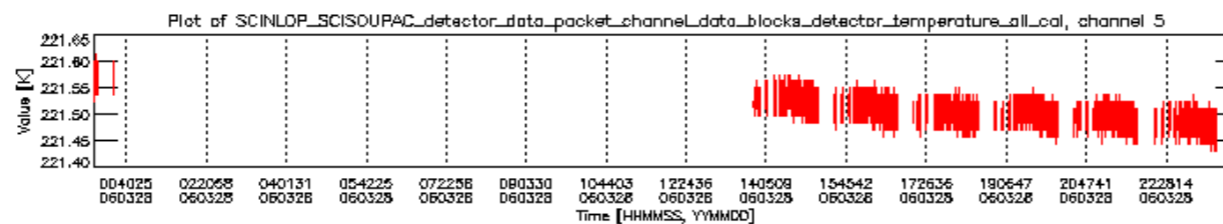
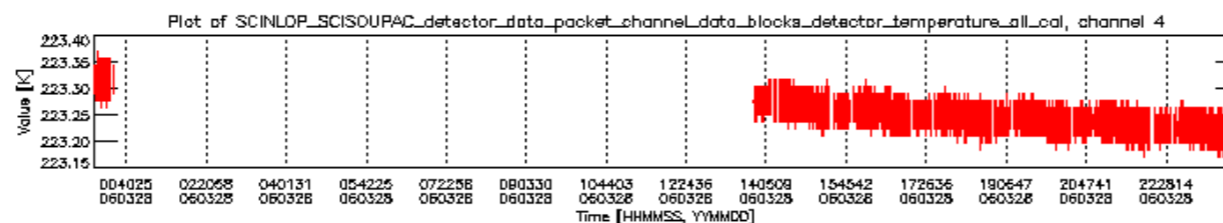
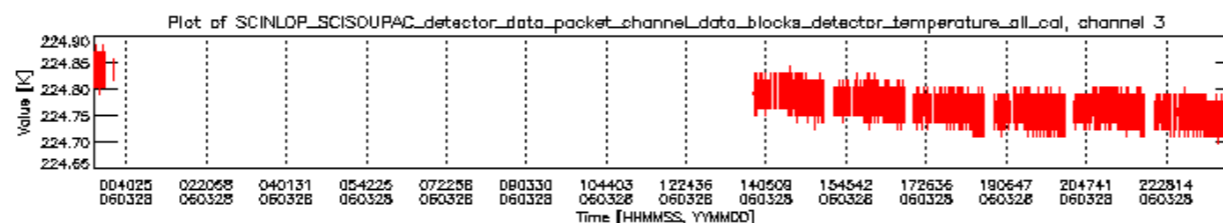
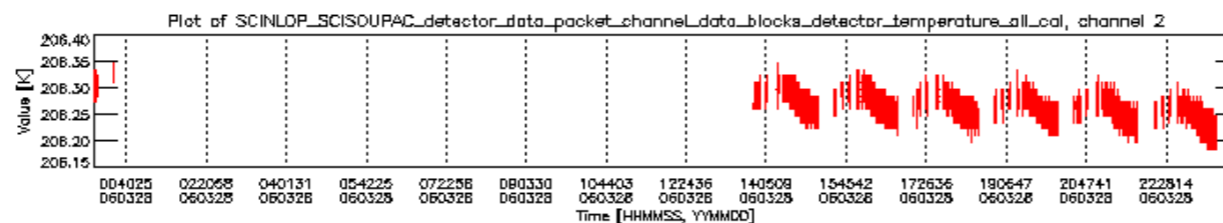
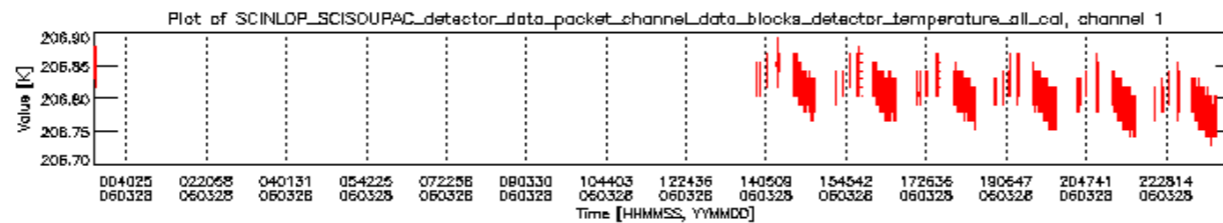
sciamachy_daily_report_level0_PFHS_5_36_N_20060328_6.PNG

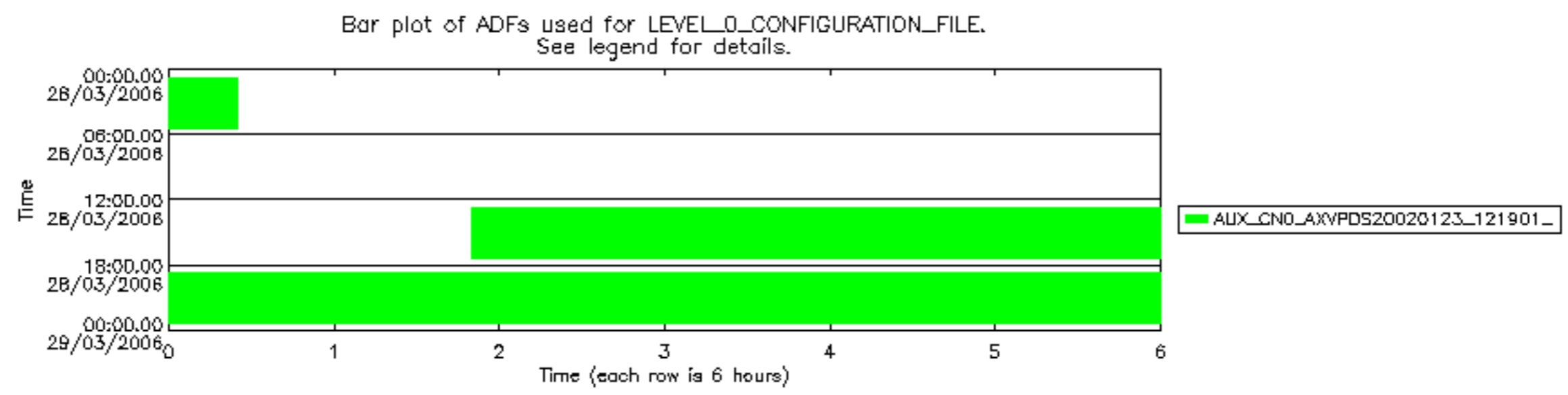












Bar plot of ADFs used for ORBIT_STATE_VECTOR_FILE.
See legend for details.

