

0. SCIAMACHY Daily Report for level 0 products

[0.1 General Info](#)

[0.2 Product Quality Indicators](#)

[0.3 State monitoring](#)

[0.4 ADF monitoring](#)

0.1 General Info

This report contains a daily analysis on parameters extracted from SCIAMACHY level 0 data (The SCI_NL__0P product).

0.1.1 Report summary

The table below shows general characteristics of the data that are included into this report.

| Item | Value |
|--|--|
| Report version | vdraft_20050403 |
| Time of report generation | 29MAR2006 03:56:45 |
| Data source version | PFHS/5.36-N |
| Processing scope for products | 26MAR2006 00:00:00 to 27MAR2006 00:00:00 |
| Start time of first product within scope | 25MAR2006 23:50:39 |
| Stop time of last product within scope | 27MAR2006 00:59:37 |
| Total number of level 0 products | 15 |
| Number of level 0 products with errors | 15 |

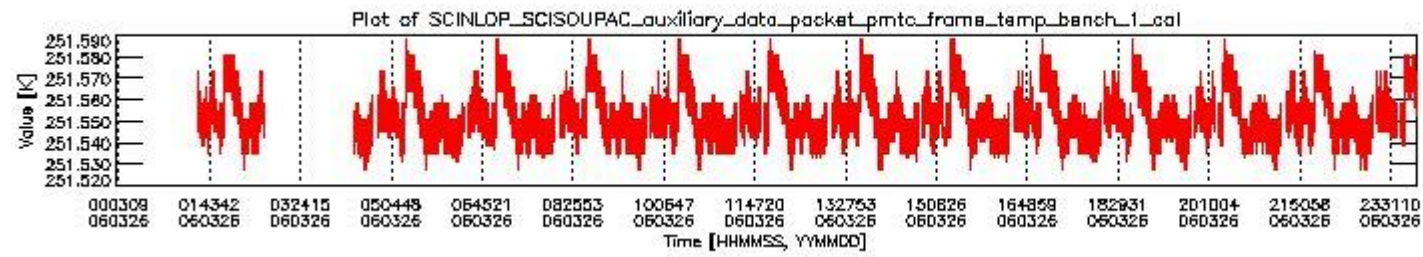
0.1.2 Summary per product

The following table shows a summary for each product used in this report.

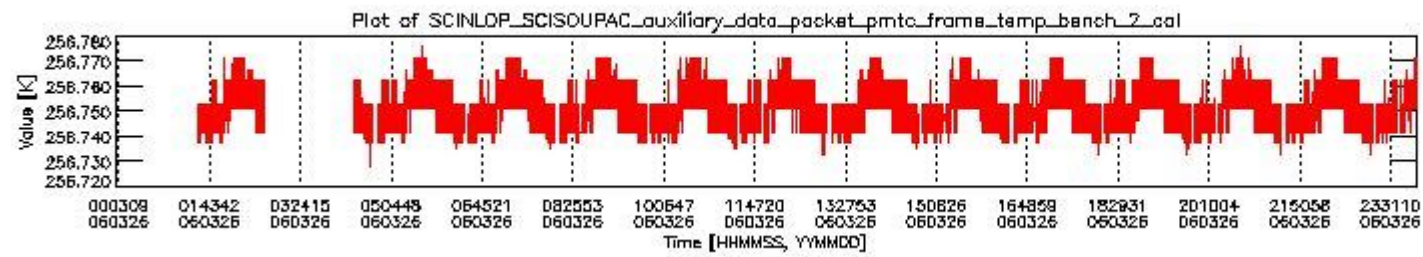
| # | Product name | Start time | Stop time | Prod err | ISP err sign | ISP miss sign | ISP disc sign | rs sign |
|----|--|--------------------|--------------------|----------|--------------|---------------|---------------|---------|
| 0 | SCI_NL__OPNPDE20060325_235039_000059992046_00173_21269_0144.N1 | 25MAR2006 23:50:39 | 26MAR2006 01:30:38 | 1 | 0 | 1 | 0 | 0 |
| 1 | SCI_NL__OPNPDE20060326_012954_000043642046_00174_21270_0145.N1 | 26MAR2006 01:29:54 | 26MAR2006 02:42:39 | 1 | 0 | 1 | 0 | 0 |
| 2 | SCI_NL__OPNPDE20060326_042423_000060352046_00176_21272_0147.N1 | 26MAR2006 04:24:23 | 26MAR2006 06:04:59 | 1 | 0 | 1 | 0 | 0 |
| 3 | SCI_NL__OPNPDK20060326_060459_000041692046_00177_21273_0159.N1 | 26MAR2006 06:04:59 | 26MAR2006 07:14:28 | 1 | 0 | 1 | 0 | 0 |
| 4 | SCI_NL__OPNPDK20060326_071332_000060912046_00178_21274_0160.N1 | 26MAR2006 07:13:32 | 26MAR2006 08:55:03 | 1 | 0 | 1 | 0 | 0 |
| 5 | SCI_NL__OPNPDK20060326_085503_000059792046_00179_21275_0161.N1 | 26MAR2006 08:55:03 | 26MAR2006 10:34:43 | 1 | 0 | 1 | 0 | 0 |
| 6 | SCI_NL__OPNPDK20060326_103334_000059662046_00180_21276_0162.N1 | 26MAR2006 10:33:34 | 26MAR2006 12:13:01 | 1 | 0 | 1 | 0 | 0 |
| 7 | SCI_NL__OPNPDK20060326_121301_000060482046_00181_21277_0163.N1 | 26MAR2006 12:13:01 | 26MAR2006 13:53:49 | 1 | 0 | 1 | 0 | 0 |
| 8 | SCI_NL__OPNPDK20060326_135241_000058422046_00182_21278_0164.N1 | 26MAR2006 13:52:41 | 26MAR2006 15:30:03 | 1 | 0 | 1 | 0 | 0 |
| 9 | SCI_NL__OPNPDK20060326_152907_000059682046_00183_21279_0165.N1 | 26MAR2006 15:29:07 | 26MAR2006 17:08:35 | 1 | 0 | 1 | 0 | 0 |
| 10 | SCI_NL__OPNPDK20060326_170739_000058892046_00184_21280_0166.N1 | 26MAR2006 17:07:39 | 26MAR2006 18:45:49 | 1 | 0 | 1 | 0 | 0 |
| 11 | SCI_NL__OPNPDK20060326_184509_000059152046_00185_21281_0167.N1 | 26MAR2006 18:45:09 | 26MAR2006 20:23:44 | 1 | 0 | 1 | 0 | 0 |
| 12 | SCI_NL__OPNPDE20060326_202344_000043942046_00186_21282_0148.N1 | 26MAR2006 20:23:44 | 26MAR2006 21:36:58 | 1 | 0 | 1 | 0 | 0 |
| 13 | SCI_NL__OPNPDE20060326_213614_000061592046_00186_21282_0149.N1 | 26MAR2006 21:36:14 | 26MAR2006 23:18:54 | 1 | 0 | 1 | 0 | 0 |
| 14 | SCI_NL__OPNPDE20060326_231820_000060762046_00187_21283_0150.N1 | 26MAR2006 23:18:20 | 27MAR2006 00:59:37 | 1 | 0 | 1 | 0 | 0 |

0.2 Product Quality Indicators

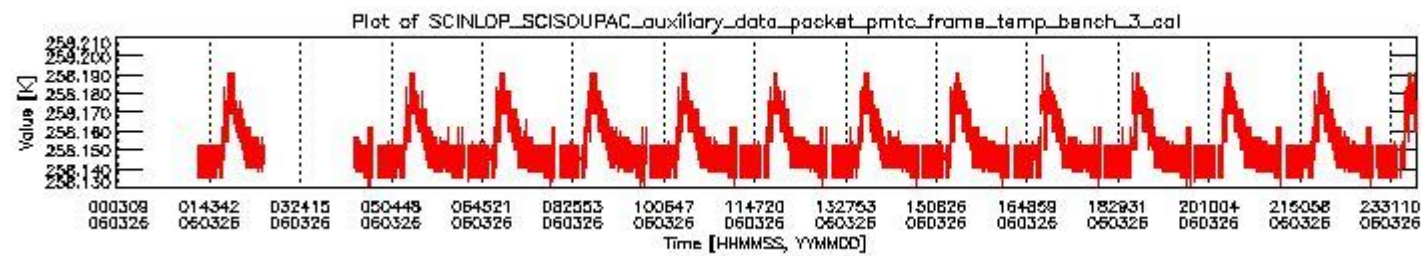
This section shows information about product quality, currently temperatures.



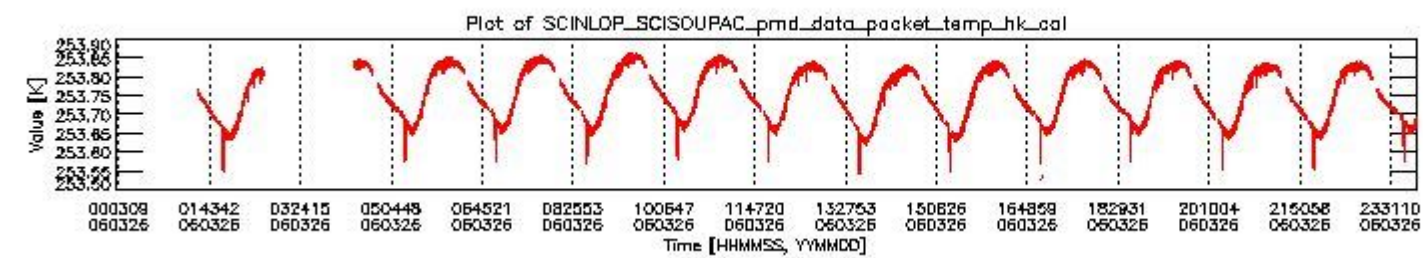
sciamachy_daily_report_level0_PFHS_5_36_N_20060326_0.PNG



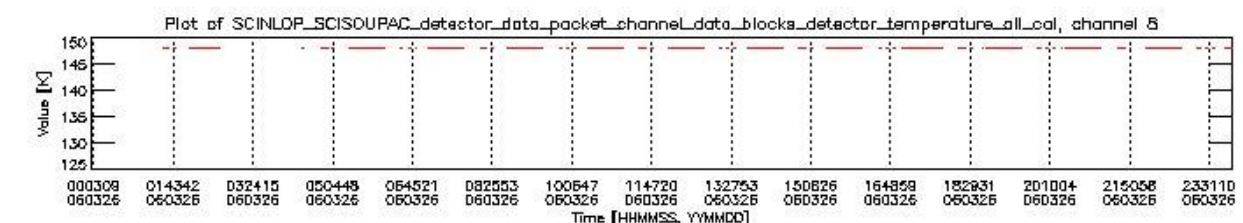
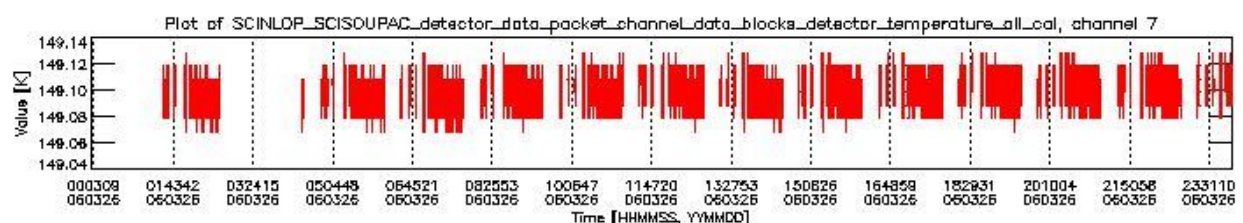
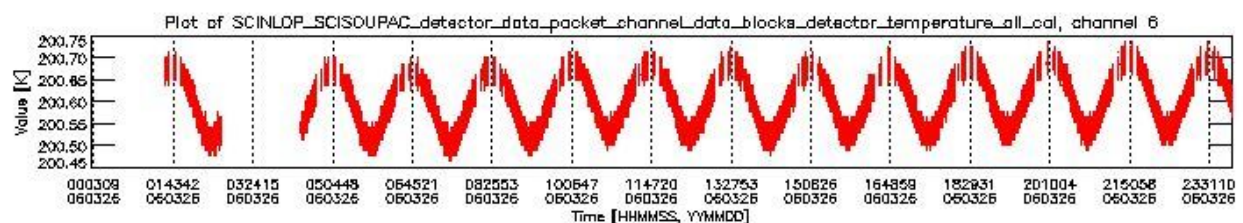
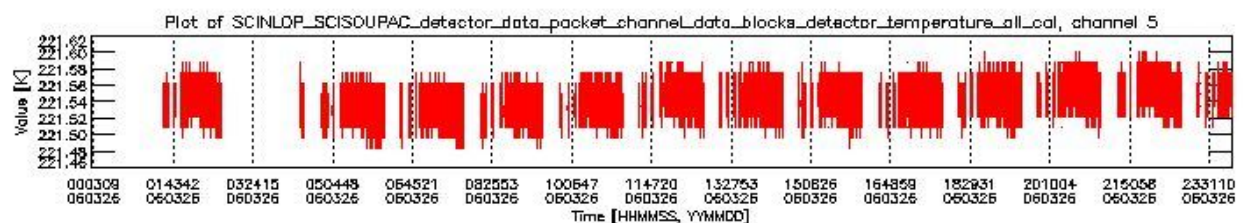
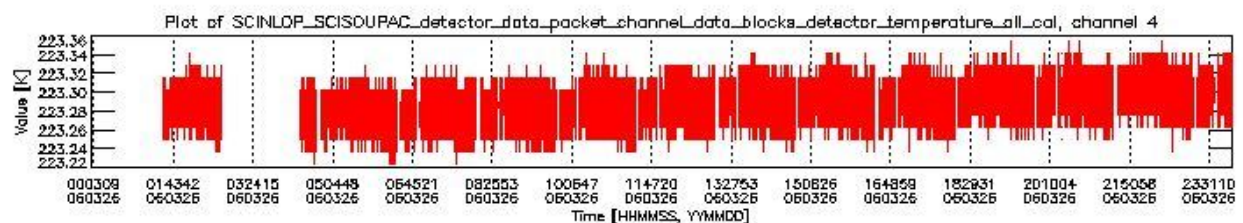
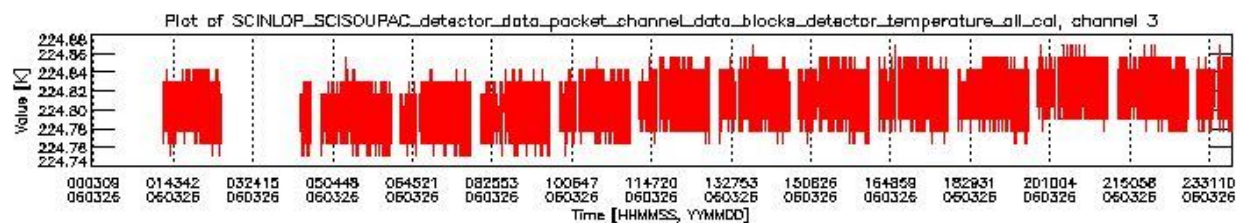
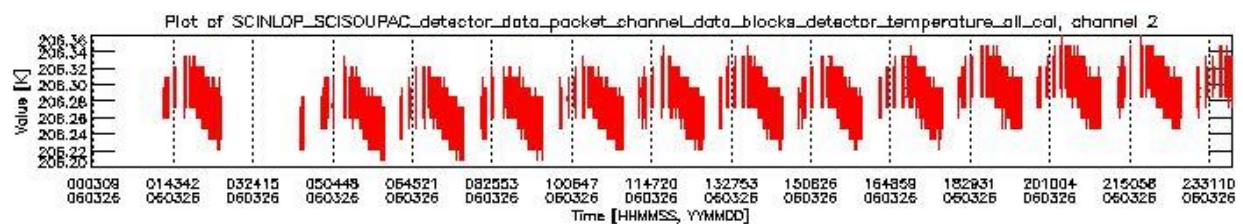
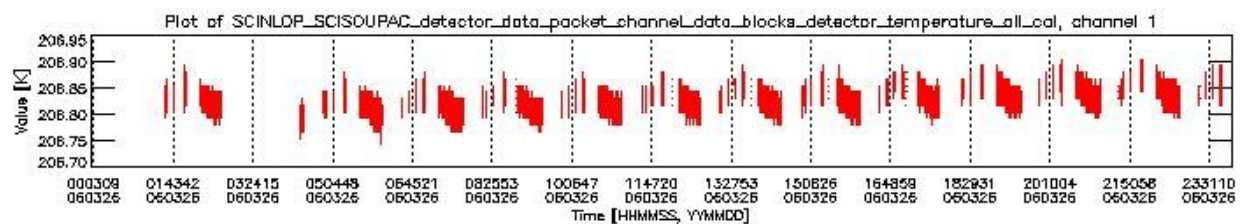
sciamachy_daily_report_level0_PFHS_5_36_N_20060326_1.PNG



sciamachy_daily_report_level0_PFHS_5_36_N_20060326_2.PNG



sciamachy_daily_report_level0_PFHS_5_36_N_20060326_3.PNG



0.3 State monitoring

No instrument tracking information available.

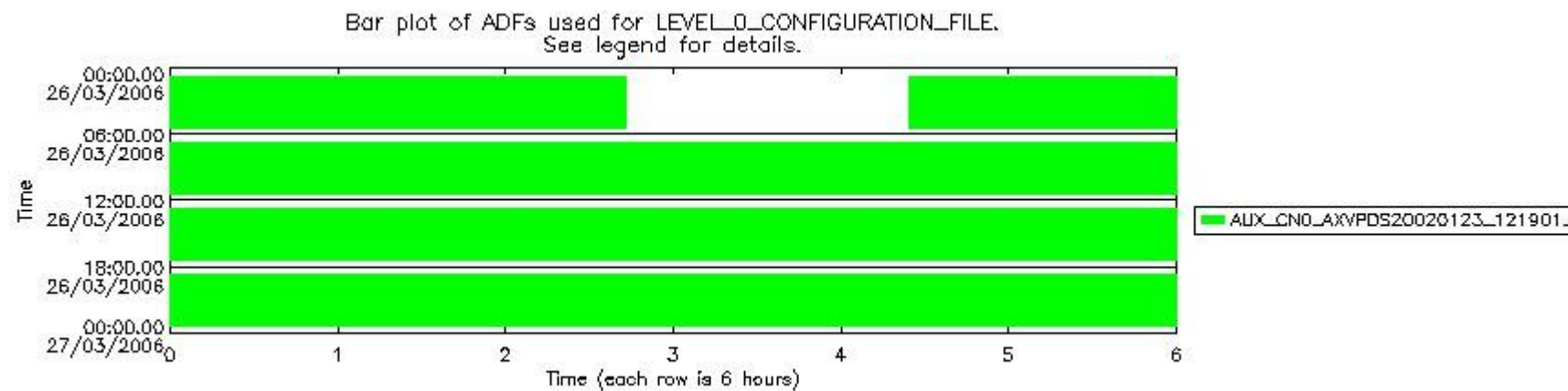
0.4 ADF monitoring

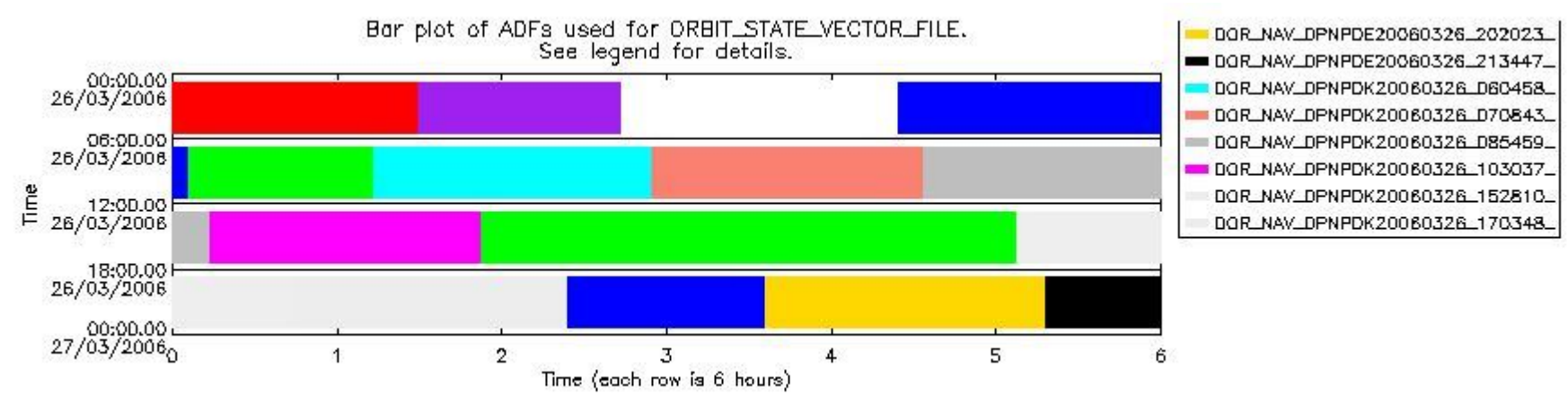
This section shows the (variation in) ADFs used for each of the products. It consists of:

- A table showing which ADFs were used for processing (red values indicate that multiple ADFs of the same type were used)
- Various time line plots, one for each ADF, which show when which ADF was used.

If multiple ADFs of a single type were used, these are marked **red** in the table.

| Number | ADF |
|--------|--|
| | CNO (LEVEL_0_CONFIGURATION_FILE) |
| 0 | AUX_CNO_AXVPDS20020123_121901_20020101_000000_20200101_000000 |
| | FPO (ORBIT_STATE_VECTOR_FILE) |
| 1 | AUX_FPO_AXVPDS20060325_235619_20060325_190115_20060404_202726 |
| 2 | AUX_FPO_AXVPDS20060326_001601_20060325_190115_20060404_202726 |
| 3 | DOR_NAV_OPNPDE20060325_220647_000057382046_00172_21268_0137.N1 |
| 4 | DOR_NAV_OPNPDE20060325_234744_000057382046_00173_21269_0138.N1 |
| 5 | DOR_NAV_OPNPDE20060326_202023_000041442046_00186_21282_0142.N1 |
| 6 | DOR_NAV_OPNPDE20060326_213447_000057382046_00186_21282_0143.N1 |
| 7 | DOR_NAV_OPNPDK20060326_060458_000038252046_00177_21273_0160.N1 |
| 8 | DOR_NAV_OPNPDK20060326_070843_000060572046_00178_21274_0161.N1 |
| 9 | DOR_NAV_OPNPDK20060326_085459_000054192046_00179_21275_0162.N1 |
| 10 | DOR_NAV_OPNPDK20060326_103037_000057382046_00180_21276_0163.N1 |
| 11 | DOR_NAV_OPNPDK20060326_152810_000054192046_00183_21279_0166.N1 |
| 12 | DOR_NAV_OPNPDK20060326_170348_000057382046_00184_21280_0167.N1 |





sciamachy_daily_report_level0_PFHS_5_36_N_20060326_6.PNG

