

0. SCIAMACHY Daily Report for level 0 products

[0.1 General Info](#)

[0.2 Product Quality Indicators](#)

[0.3 State monitoring](#)

[0.4 ADF monitoring](#)

0.1 General Info

This report contains a daily analysis on parameters extracted from SCIAMACHY level 0 data (The SCI_NL__0P product).

0.1.1 Report summary

The table below shows general characteristics of the data that are included into this report.

Item	Value
Report version	vdraft_20050403
Time of report generation	20MAR2006 02:25:44
Data source version	PFHS/5.36-N
Processing scope for products	16MAR2006 00:00:00 to 17MAR2006 00:00:00
Start time of first product within scope	15MAR2006 22:23:47
Stop time of last product within scope	17MAR2006 01:13:13
Total number of level 0 products	18
Number of level 0 products with errors	18

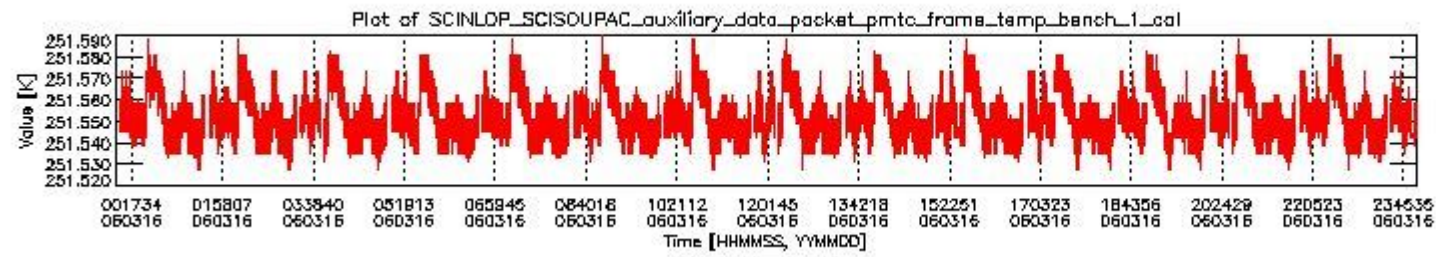
0.1.2 Summary per product

The following table shows a summary for each product used in this report.

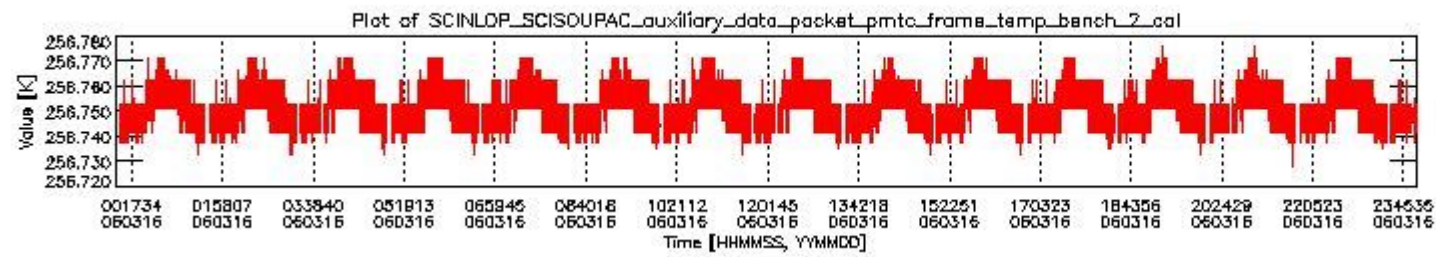
#	Product name	Start time	Stop time	Prod err	ISP err sign	ISP miss sign	ISP disc sign	rs sign
0	SCI_NL__OPNPDE20060315_222347_000060792046_00029_21125_0071.N1	15MAR2006 22:23:47	16MAR2006 00:05:07	1	0	1	0	0
1	SCI_NL__OPNPDE20060316_000423_000060352046_00030_21126_0072.N1	16MAR2006 00:04:23	16MAR2006 01:44:58	1	0	1	0	0
2	SCI_NL__OPNPDE20060316_014414_000043212046_00031_21127_0067.N1	16MAR2006 01:44:14	16MAR2006 02:56:16	1	0	1	0	0
3	SCI_NL__OPNPDE20060316_014458_000042772046_00031_21127_0073.N1	16MAR2006 01:44:58	16MAR2006 02:56:16	1	0	1	0	0
4	SCI_NL__OPNPDE20060316_025616_000061472046_00032_21128_0070.N1	16MAR2006 02:56:16	16MAR2006 04:38:43	1	0	1	0	0
5	SCI_NL__OPNPDE20060316_043843_000061042046_00033_21129_0069.N1	16MAR2006 04:38:43	16MAR2006 06:20:27	1	0	1	0	0
6	SCI_NL__OPNPDK20060316_061931_000041002046_00034_21130_0070.N1	16MAR2006 06:19:31	16MAR2006 07:27:52	1	0	1	0	0
7	SCI_NL__OPNPDK20060316_072643_000061032046_00035_21131_0071.N1	16MAR2006 07:26:43	16MAR2006 09:08:27	1	0	1	0	0
8	SCI_NL__OPNPDK20060316_090827_000060352046_00036_21132_0072.N1	16MAR2006 09:08:27	16MAR2006 10:49:03	1	0	1	0	0
9	SCI_NL__OPNPDK20060316_104754_000059792046_00037_21133_0073.N1	16MAR2006 10:47:54	16MAR2006 12:27:34	1	0	1	0	0
10	SCI_NL__OPNPDK20060316_122529_000060912046_00038_21134_0074.N1	16MAR2006 12:25:29	16MAR2006 14:07:00	1	0	1	0	0
11	SCI_NL__OPNPDK20060316_140456_000057992046_00039_21135_0075.N1	16MAR2006 14:04:56	16MAR2006 15:41:35	1	0	1	0	0
12	SCI_NL__OPNPDK20060316_153944_000061522046_00040_21136_0076.N1	16MAR2006 15:39:44	16MAR2006 17:22:16	1	0	1	0	0
13	SCI_NL__OPNPDK20060316_172120_000059992046_00041_21137_0077.N1	16MAR2006 17:21:20	16MAR2006 19:01:19	1	0	1	0	0
14	SCI_NL__OPNPDK20060316_190039_000059132046_00042_21138_0078.N1	16MAR2006 19:00:39	16MAR2006 20:39:12	1	0	1	0	0
15	SCI_NL__OPNPDE20060316_203912_000039082046_00043_21139_0076.N1	16MAR2006 20:39:12	16MAR2006 21:44:21	1	0	1	0	0
16	SCI_NL__OPNPDE20060316_215118_000061232046_00043_21139_0077.N1	16MAR2006 21:51:18	16MAR2006 23:33:21	1	0	1	0	0
17	SCI_NL__OPNPDE20060316_233237_000060352046_00044_21140_0078.N1	16MAR2006 23:32:37	17MAR2006 01:13:13	1	0	1	0	0

0.2 Product Quality Indicators

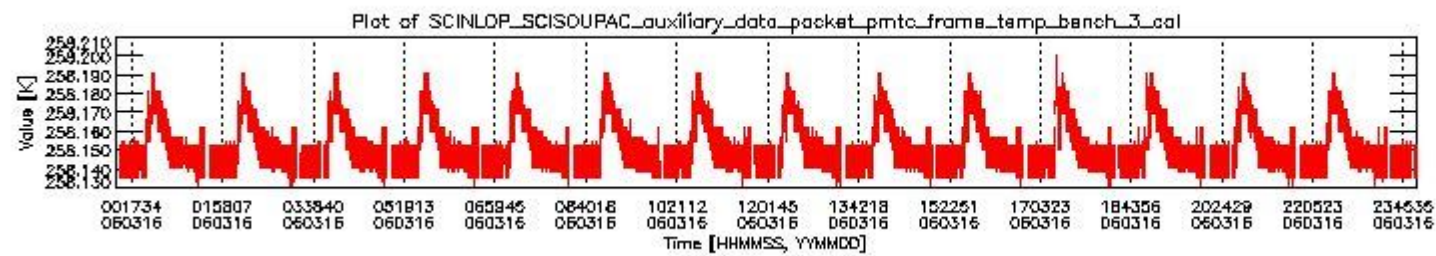
This section shows information about product quality, currently temperatures.



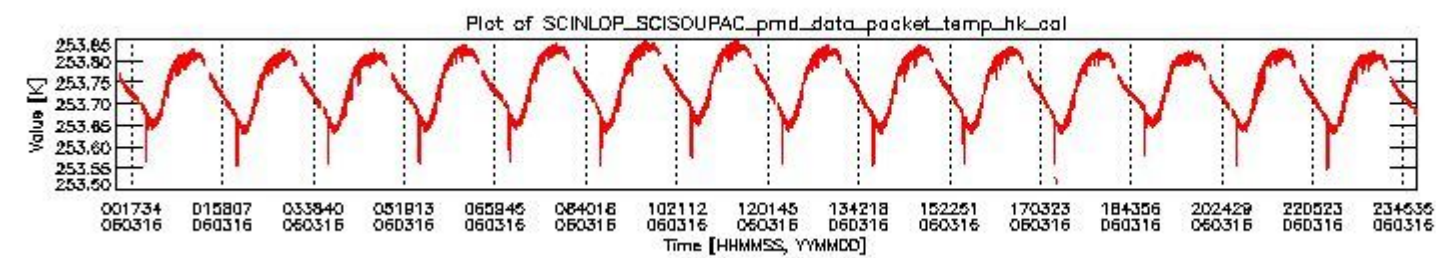
sciamachy_daily_report_level0_PFHS_5_36_N_20060316_0.PNG



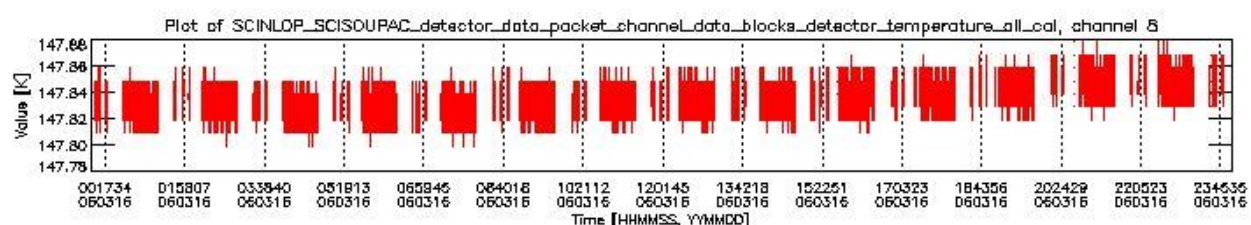
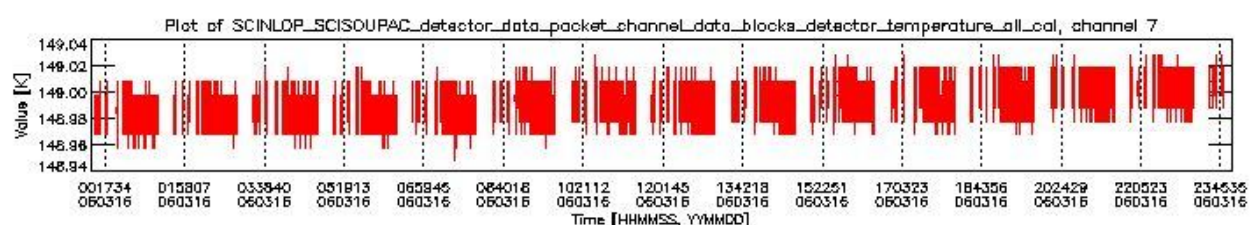
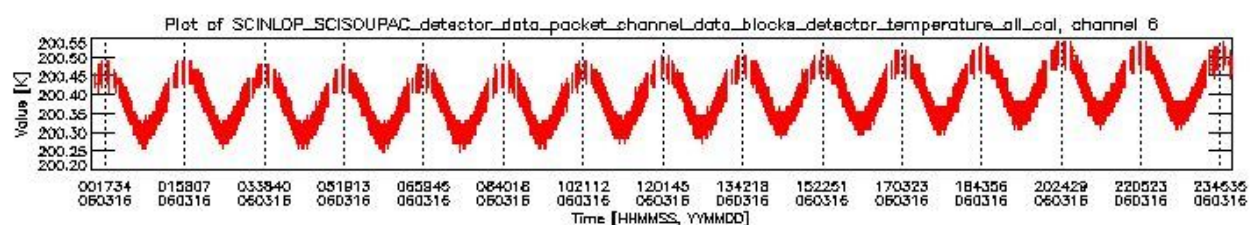
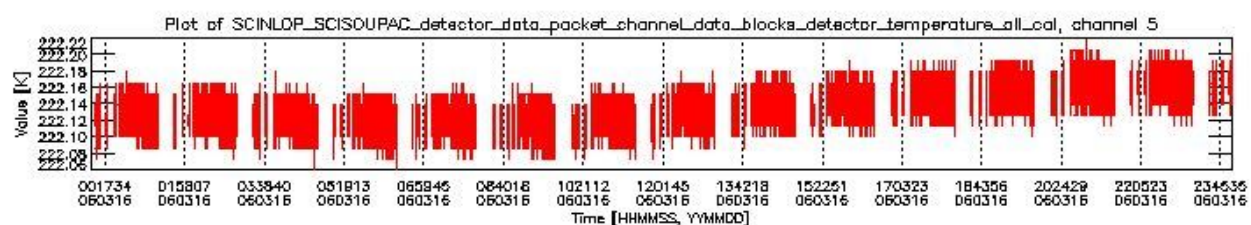
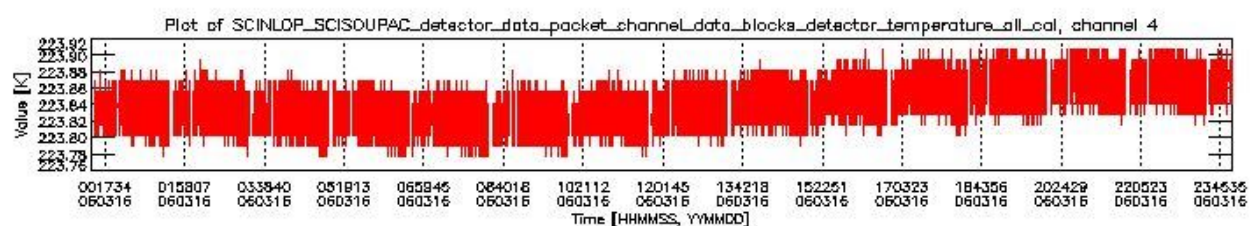
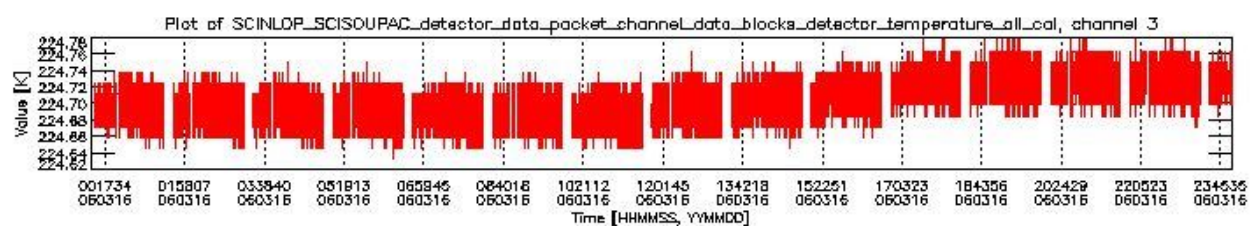
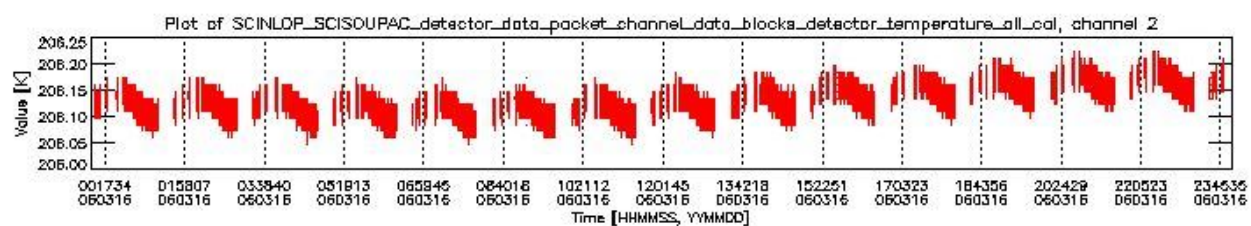
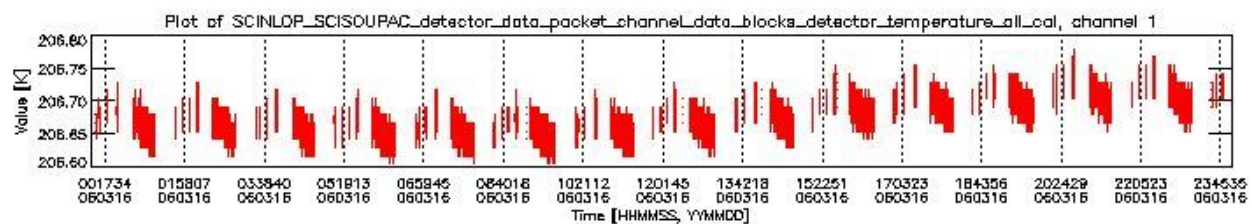
sciamachy_daily_report_level0_PFHS_5_36_N_20060316_1.PNG



sciamachy_daily_report_level0_PFHS_5_36_N_20060316_2.PNG



sciamachy_daily_report_level0_PFHS_5_36_N_20060316_3.PNG



0.3 State monitoring

No instrument tracking information available.

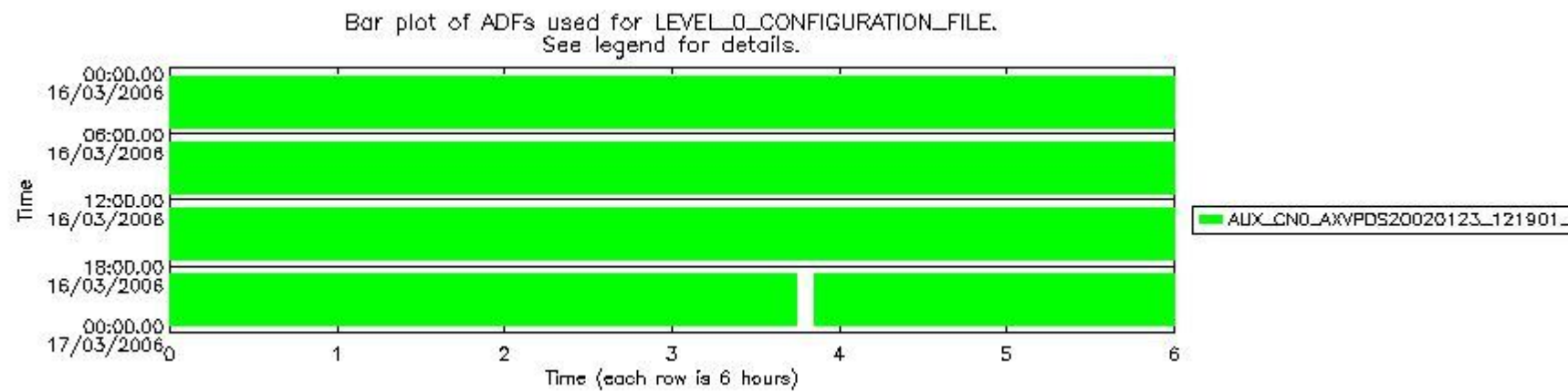
0.4 ADF monitoring

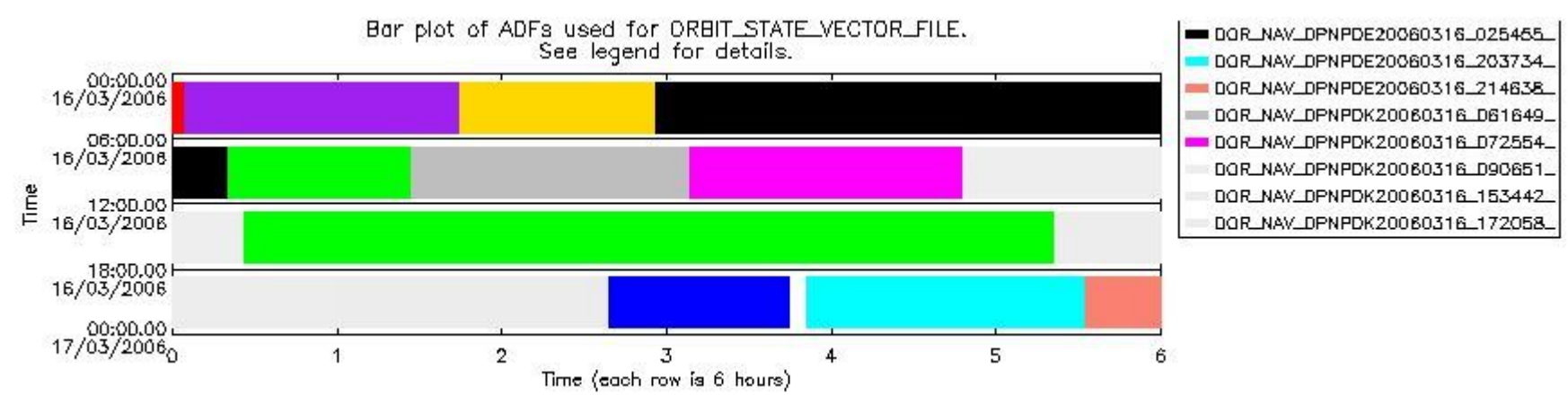
This section shows the (variation in) ADFs used for each of the products. It consists of:

- A table showing which ADFs were used for processing (red values indicate that multiple ADFs of the same type were used)
- Various time line plots, one for each ADF, which show when which ADF was used.

If multiple ADFs of a single type were used, these are marked **red** in the table.

Number	ADF
	CNO (LEVEL_0_CONFIGURATION_FILE)
0	AUX_CNO_AXVPDS20020123_121901_20020101_000000_20200101_000000
	FPO (ORBIT_STATE_VECTOR_FILE)
1	AUX_FPO_AXVPDS20060316_000930_20060315_191539_20060325_204151
2	AUX_FPO_AXVPDS20060316_001051_20060315_191539_20060325_204151
3	DOR_NAV_OPNPDE20060315_221838_000060572046_00029_21125_0066.N1
4	DOR_NAV_OPNPDE20060315_235935_000057382046_00030_21126_0067.N1
5	DOR_NAV_OPNPDE20060316_014032_000041442046_00031_21127_0068.N1
6	DOR_NAV_OPNPDE20060316_025455_000057382046_00032_21128_0069.N1
7	DOR_NAV_OPNPDE20060316_203734_000038252046_00043_21139_0071.N1
8	DOR_NAV_OPNPDE20060316_214638_000060572046_00043_21139_0072.N1
9	DOR_NAV_OPNPDK20060316_061649_000038252046_00034_21130_0070.N1
10	DOR_NAV_OPNPDK20060316_072554_000057382046_00035_21131_0071.N1
11	DOR_NAV_OPNPDK20060316_090651_000057382046_00036_21132_0072.N1
12	DOR_NAV_OPNPDK20060316_153442_000060572046_00040_21136_0076.N1
13	DOR_NAV_OPNPDK20060316_172058_000054192046_00041_21137_0077.N1





sciamachy_daily_report_level0_PFHS_5_36_N_20060316_6.PNG

