

0. SCIAMACHY Daily Report for level 0 products

[0.1 General Info](#)

[0.2 Product Quality Indicators](#)

[0.3 State monitoring](#)

[0.4 ADF monitoring](#)

0.1 General Info

This report contains a daily analysis on parameters extracted from SCIAMACHY level 0 data (The SCI_NL__0P product).

0.1.1 Report summary

The table below shows general characteristics of the data that are included into this report.

| Item | Value |
|--|--|
| Report version | vdraft_20050403 |
| Time of report generation | 17MAR2006 01:11:45 |
| Data source version | PFHS/5.36-N |
| Processing scope for products | 13MAR2006 00:00:00 to 14MAR2006 00:00:00 |
| Start time of first product within scope | 12MAR2006 23:59:04 |
| Stop time of last product within scope | 14MAR2006 01:08:38 |
| Total number of level 0 products | 17 |
| Number of level 0 products with errors | 17 |

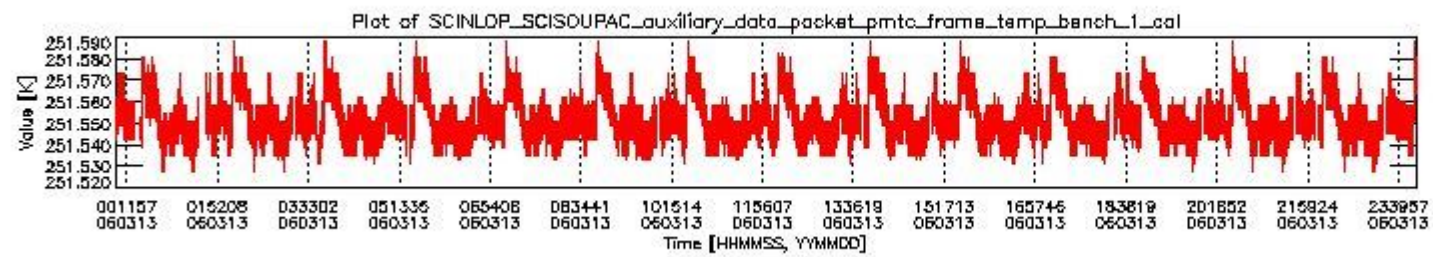
0.1.2 Summary per product

The following table shows a summary for each product used in this report.

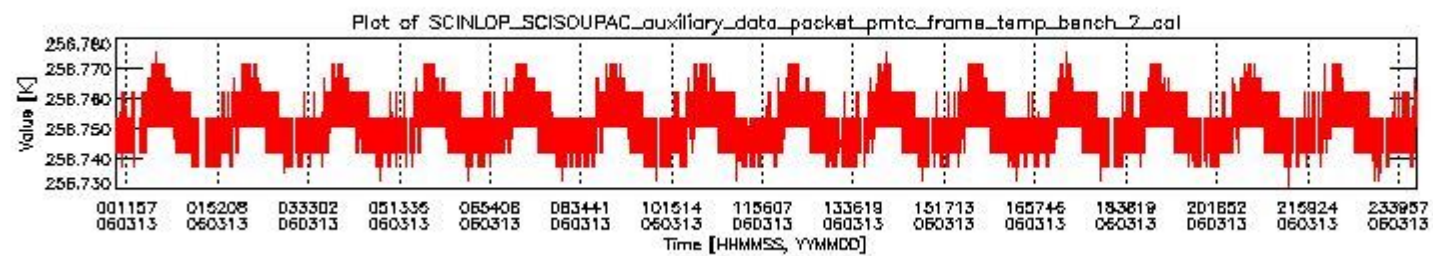
| # | Product name | Start time | Stop time | Prod err | ISP err sign | ISP miss sign | ISP disc sign | rs sign |
|----|--|--------------------|--------------------|----------|--------------|---------------|---------------|---------|
| 0 | SCI_NL__OPNPDE20060312_235904_000059912045_00488_21083_0042.N1 | 12MAR2006 23:59:04 | 13MAR2006 01:38:55 | 1 | 0 | 1 | 0 | 0 |
| 1 | SCI_NL__OPNPDE20060313_013855_000044272045_00489_21084_0043.N1 | 13MAR2006 01:38:55 | 13MAR2006 02:52:43 | 1 | 0 | 1 | 0 | 0 |
| 2 | SCI_NL__OPNPDE20060313_025147_000060912045_00490_21085_0044.N1 | 13MAR2006 02:51:47 | 13MAR2006 04:33:19 | 1 | 0 | 1 | 0 | 0 |
| 3 | SCI_NL__OPNPDE20060313_043319_000061042045_00491_21086_0045.N1 | 13MAR2006 04:33:19 | 13MAR2006 06:15:03 | 1 | 0 | 1 | 0 | 0 |
| 4 | SCI_NL__OPNPDK20060313_061354_000041132045_00492_21087_0043.N1 | 13MAR2006 06:13:54 | 13MAR2006 07:22:27 | 1 | 0 | 1 | 0 | 0 |
| 5 | SCI_NL__OPNPDK20060313_072227_000060912045_00493_21088_0044.N1 | 13MAR2006 07:22:27 | 13MAR2006 09:03:59 | 1 | 0 | 1 | 0 | 0 |
| 6 | SCI_NL__OPNPDK20060313_090303_000060352045_00494_21089_0045.N1 | 13MAR2006 09:03:03 | 13MAR2006 10:43:38 | 1 | 0 | 1 | 0 | 0 |
| 7 | SCI_NL__OPNPDK20060313_104338_000059662045_00495_21090_0046.N1 | 13MAR2006 10:43:38 | 13MAR2006 12:23:05 | 1 | 0 | 1 | 0 | 0 |
| 8 | SCI_NL__OPNPDK20060313_122209_000059102045_00496_21091_0047.N1 | 13MAR2006 12:22:09 | 13MAR2006 14:00:40 | 1 | 0 | 1 | 0 | 0 |
| 9 | SCI_NL__OPNPDK20060313_135932_000059112045_00497_21092_0048.N1 | 13MAR2006 13:59:32 | 13MAR2006 15:38:03 | 1 | 0 | 1 | 0 | 0 |
| 10 | SCI_NL__OPNPDK20060313_153611_000060412045_00498_21093_0049.N1 | 13MAR2006 15:36:11 | 13MAR2006 17:16:53 | 1 | 0 | 1 | 0 | 0 |
| 11 | SCI_NL__OPNPDK20060313_171557_000058352045_00499_21094_0050.N1 | 13MAR2006 17:15:57 | 13MAR2006 18:53:12 | 1 | 0 | 1 | 0 | 0 |
| 12 | SCI_NL__OPNPDK20060313_185312_000060352045_00500_21095_0051.N1 | 13MAR2006 18:53:12 | 13MAR2006 20:33:48 | 1 | 0 | 1 | 0 | 0 |
| 13 | SCI_NL__OPNPDE20060313_203348_000043752045_00501_21096_0046.N1 | 13MAR2006 20:33:48 | 13MAR2006 21:46:43 | 1 | 0 | 1 | 0 | 0 |
| 14 | SCI_NL__OPNPDK20060313_214559_000016462045_00501_21096_0052.N1 | 13MAR2006 21:45:59 | 13MAR2006 22:13:26 | 1 | 0 | 1 | 0 | 0 |
| 15 | SCI_NL__OPNPDE20060313_221134_000045432046_00001_21097_0047.N1 | 13MAR2006 22:11:34 | 13MAR2006 23:27:18 | 1 | 0 | 1 | 0 | 0 |
| 16 | SCI_NL__OPNPDE20060313_232634_000061232046_00001_21097_0048.N1 | 13MAR2006 23:26:34 | 14MAR2006 01:08:38 | 1 | 0 | 1 | 0 | 0 |

0.2 Product Quality Indicators

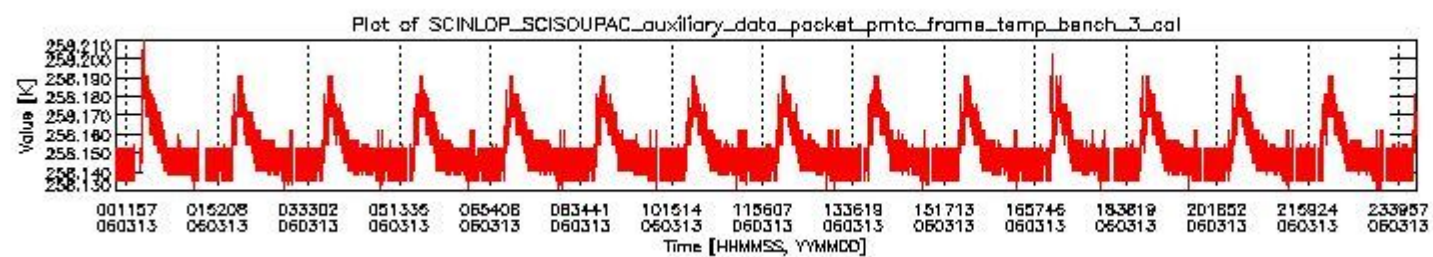
This section shows information about product quality, currently temperatures.



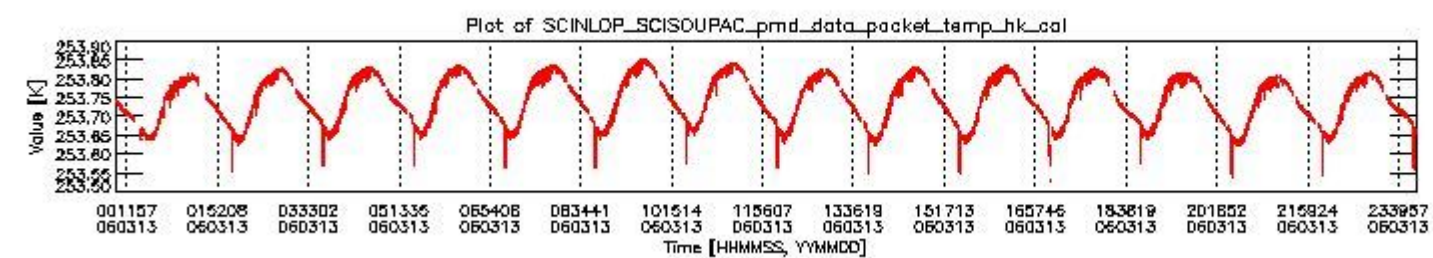
sciamachy_daily_report_level0_PFHS_5_36_N_20060313_0.PNG



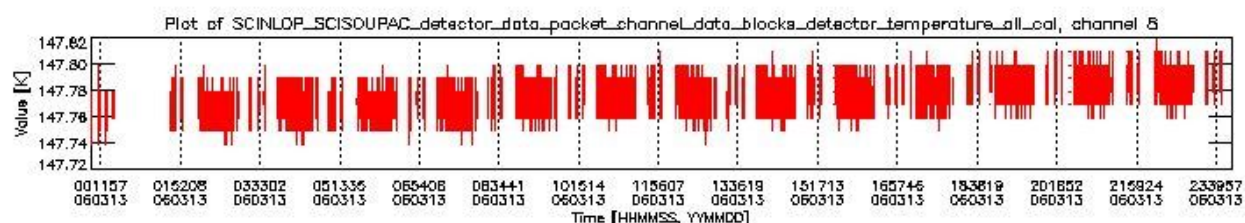
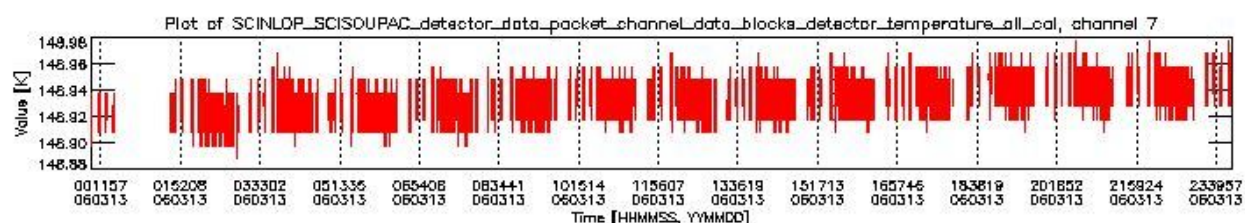
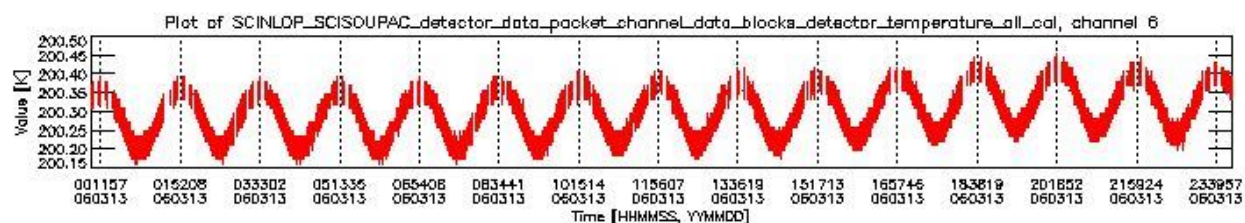
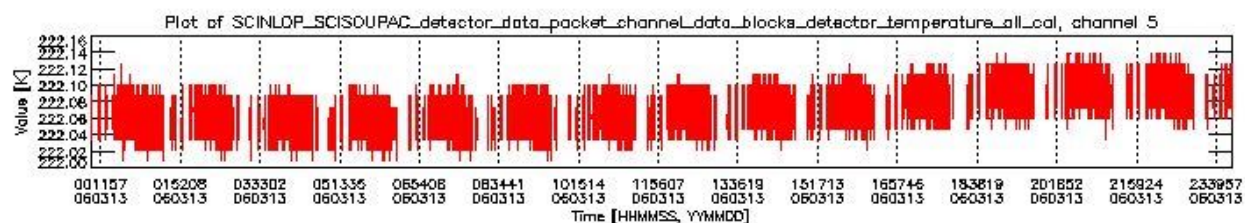
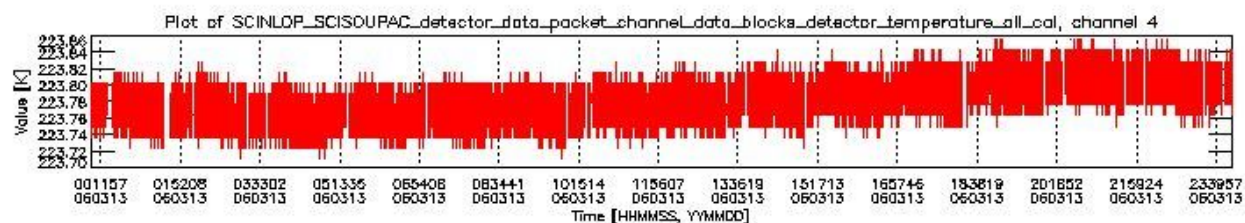
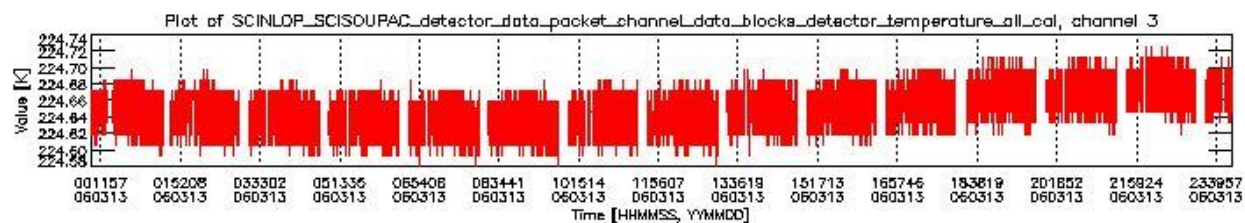
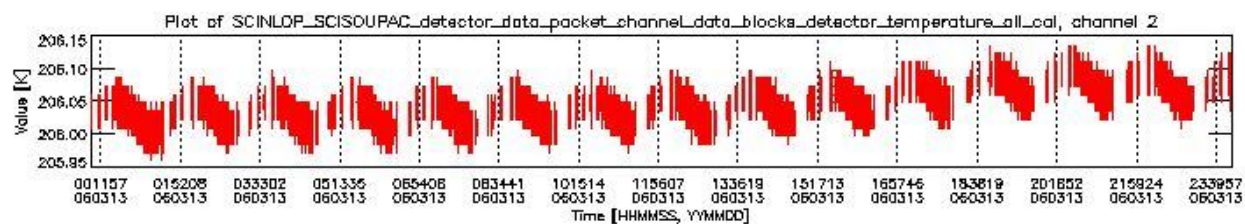
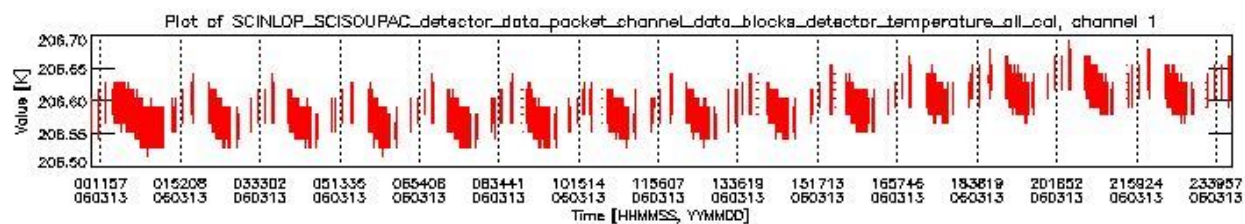
sciamachy_daily_report_level0_PFHS_5_36_N_20060313_1.PNG



sciamachy_daily_report_level0_PFHS_5_36_N_20060313_2.PNG



sciamachy_daily_report_level0_PFHS_5_36_N_20060313_3.PNG



0.3 State monitoring

No instrument tracking information available.

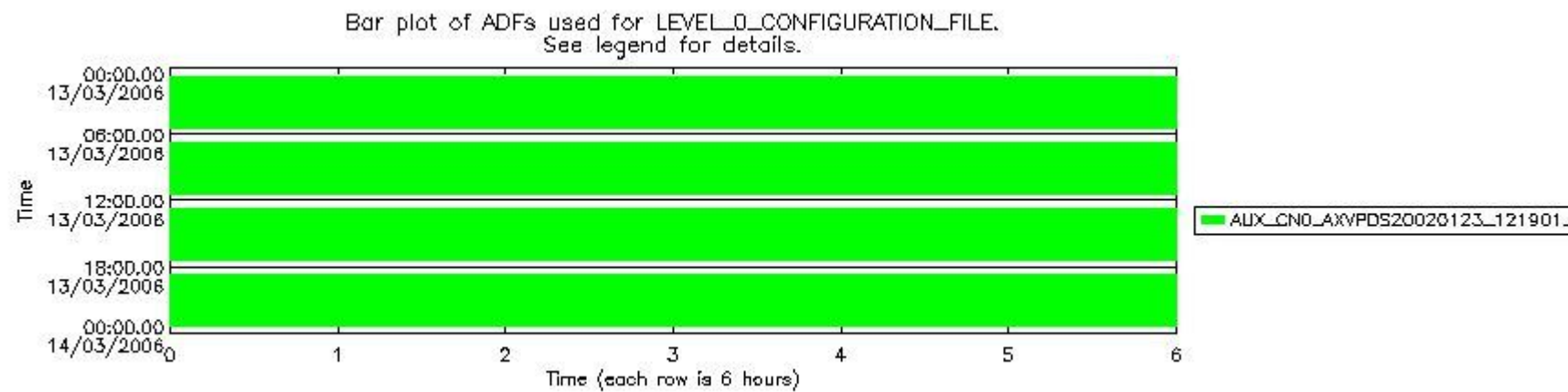
0.4 ADF monitoring

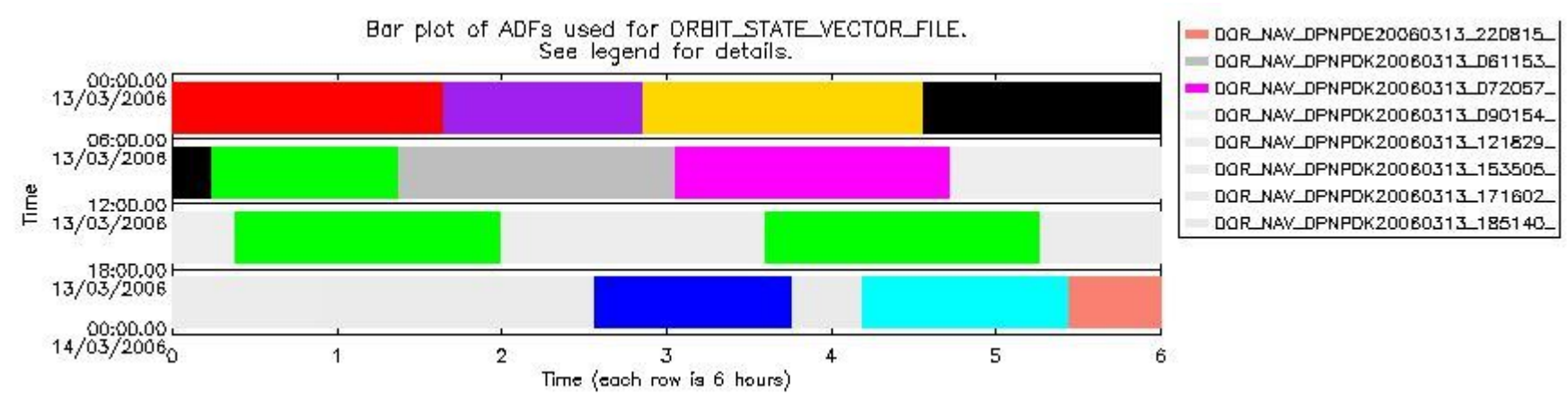
This section shows the (variation in) ADFs used for each of the products. It consists of:

- A table showing which ADFs were used for processing (red values indicate that multiple ADFs of the same type were used)
- Various time line plots, one for each ADF, which show when which ADF was used.

If multiple ADFs of a single type were used, these are marked **red** in the table.

| Number | ADF |
|--------|--|
| | CNO (LEVEL_0_CONFIGURATION_FILE) |
| 0 | AUX_CNO_AXVPDS20020123_121901_20020101_000000_20200101_000000 |
| | FPO (ORBIT_STATE_VECTOR_FILE) |
| 1 | AUX_FPO_AXVPDS20060313_000228_20060312_190954_20060322_203606 |
| 2 | AUX_FPO_AXVPDS20060313_000336_20060312_190954_20060322_203606 |
| 3 | DOR_NAV_OPNPDE20060312_221341_000057382045_00487_21082_0042.N1 |
| 4 | DOR_NAV_OPNPDE20060312_235438_000057382045_00488_21083_0043.N1 |
| 5 | DOR_NAV_OPNPDE20060313_013535_000041442045_00489_21084_0044.N1 |
| 6 | DOR_NAV_OPNPDE20060313_024958_000057382045_00490_21085_0045.N1 |
| 7 | DOR_NAV_OPNPDE20060313_203237_000038252045_00501_21096_0047.N1 |
| 8 | DOR_NAV_OPNPDE20060313_220815_000041442046_00001_21097_0048.N1 |
| 9 | DOR_NAV_OPNPDK20060313_061153_000038252045_00492_21087_0043.N1 |
| 10 | DOR_NAV_OPNPDK20060313_072057_000057382045_00493_21088_0044.N1 |
| 11 | DOR_NAV_OPNPDK20060313_090154_000057382045_00494_21089_0045.N1 |
| 12 | DOR_NAV_OPNPDK20060313_121829_000057382045_00496_21091_0047.N1 |
| 13 | DOR_NAV_OPNPDK20060313_153505_000057382045_00498_21093_0049.N1 |
| 14 | DOR_NAV_OPNPDK20060313_171602_000054192045_00499_21094_0050.N1 |
| 15 | DOR_NAV_OPNPDK20060313_185140_000057382045_00500_21095_0051.N1 |





sciamachy_daily_report_level0_PFHS_5_36_N_20060313_6.PNG

