0. SCIAMACHY Daily Report for level 0 products

0.1 General Info
0.2 Product Quality Indicators
0.3 State monitoring
0.4 ADF monitoring

0.1 General Info

This report contains a daily analysis on parameters extracted from SCIAMACHY level 0 data (The SCI_NL__0P product).

0.1.1 Report summary

The table below shows general chacteristics of the data that are included into this report.

Item	Value
Report version	vdraft_20050403
Time of report generation	24FEB2006 08:37:51
Data source version	PFHS/5.35-N
Processing scope for products	17FEB2006 00:00:00 to 18FEB2006 00:00:00
Start time of first product within scope	16FEB2006 23:15:36
Stop time of last product within scope	18FEB2006 00:16:55
Total number of level 0 products	16
Number of level 0 products with errors	16

0.1.2 Summary per product

The following table shows a summary for each product used in this report.

#	Product name	Start time	Stop time	Prod err	ISP err sign	ISP miss sign	ISP disc sign	rs sign
0	SCI_NL__0PNPDE20060216_231536_000055822045_00144_20739_0412.N1	16FEB2006 23:15:36	17FEB2006 00:48:39	1	0	1	0	0
1	SCI_NL__0PNPDE20060217_005612_000040942045_00145_20740_0413.N1	17FEB2006 00:56:12	17FEB2006 02:04:26	1	0	1	0	0
2	SCI_NL__0PNPDE20060217_020426_000061592045_00146_20741_0414.N1	17FEB2006 02:04:26	17FEB2006 03:47:06	1	0	1	0	0
3	SCI_NL__0PNPDE20060217_034557_000059792045_00147_20742_0415.N1	17FEB2006 03:45:57	17FEB2006 05:25:37	1	0	1	0	0
4	SCI_NL__0PNPDE20060217_052537_000061592045_00148_20743_0416.N1	17FEB2006 05:25:37	17FEB2006 07:08:17	1	0	1	0	0
5	SCI_NL__0PNPDK20060217_070708_000041132045_00149_20744_0376.N1	17FEB2006 07:07:08	17FEB2006 08:15:41	1	0	1	0	0
6	SCI_NL__0PNPDK20060217_081446_000062712045_00150_20745_0377.N1	17FEB2006 08:14:46	17FEB2006 09:59:17	1	0	1	0	0
7	SCI_NL__0PNPDK20060217_095821_000059792045_00151_20746_0378.N1	17FEB2006 09:58:21	17FEB2006 11:38:01	1	0	1	0	0
8	SCI_NL__0PNPDK20060217_113556_000060222045_00152_20747_0379.N1	17FEB2006 11:35:56	17FEB2006 13:16:19	1	0	1	0	0
9	SCI_NL__0PNPDK20060217_131415_000059792045_00153_20748_0380.N1	17FEB2006 13:14:15	17FEB2006 14:53:54	1	0	1	0	0
10	SCI_NL__0PNPDK20060217_145354_000057292045_00154_20749_0381.N1	17FEB2006 14:53:54	17FEB2006 16:29:24	1	0	1	0	0
11	SCI_NL__0PNPDK20060217_162924_000060352045_00155_20750_0382.N1	17FEB2006 16:29:24	17FEB2006 18:10:00	1	0	1	0	0
12	SCI_NL__0PNPDK20060217_181000_000059222045_00156_20751_0383.N1	17FEB2006 18:10:00	17FEB2006 19:48:42	1	0	1	0	0
13	SCI_NL__0PNPDE20060217_194747_000041062045_00157_20752_0420.N1	17FEB2006 19:47:47	17FEB2006 20:56:13	1	0	1	0	0
14	SCI_NL__0PNPDE20060217_205504_000060872045_00157_20752_0421.N1	17FEB2006 20:55:04	17FEB2006 22:36:32	1	0	1	0	0
15	SCI_NL__0PNPDE20060217_224352_000055822045_00158_20753_0422.N1	17FEB2006 22:43:52	18FEB2006 00:16:55	1	0	1	0	0

0.2 Product Quality Indicators

This section shows information about product quality, currently temperatures.

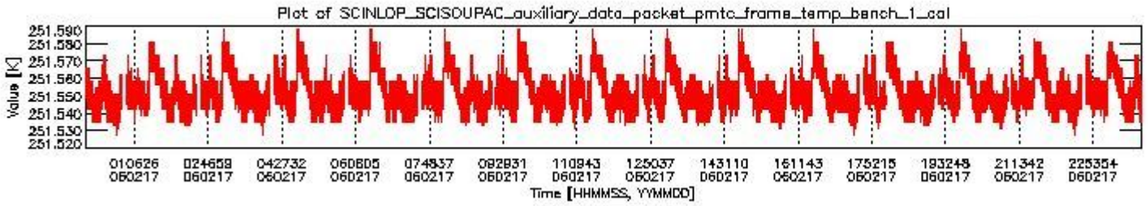

sciamachy_daily_report_level0_PFHS_5_35_N_20060217_0.PNG

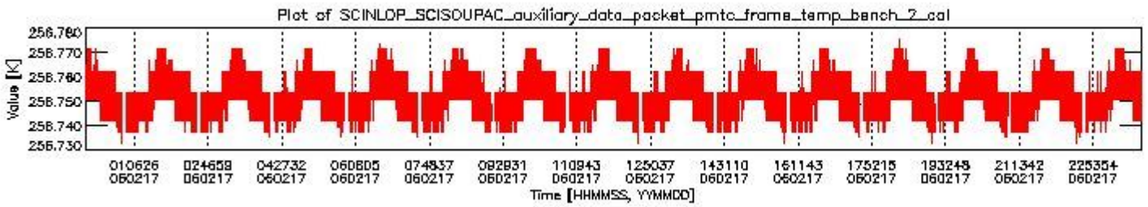

sciamachy_daily_report_level0_PFHS_5_35_N_20060217_1.PNG

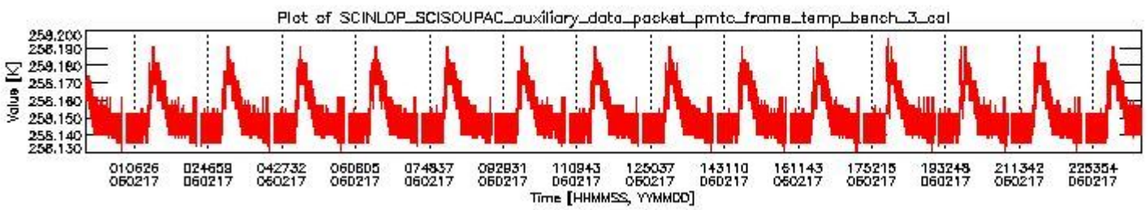

sciamachy_daily_report_level0_PFHS_5_35_N_20060217_2.PNG

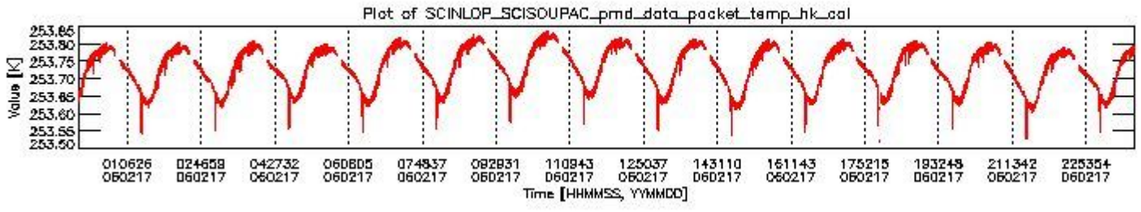

sciamachy_daily_report_level0_PFHS_5_35_N_20060217_3.PNG

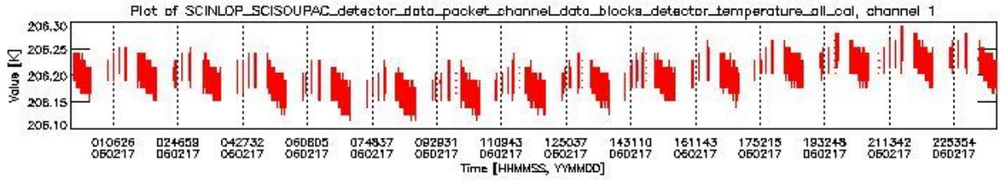
Plot of SCINLOP_SCISOUPAC_detector_data_packet_channel_data_blocks_detector_temperature_all_cal, channel 1
Value [K]
Time [HHMMSS, YYMMDD]

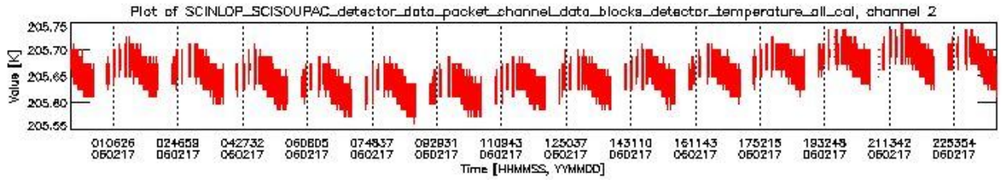
Plot of SCINLOP_SCISOUPAC_detector_data_packet_channel_data_blocks_detector_temperature_all_cal, channel 2
Value [K]
Time [HHMMSS, YYMMDD]

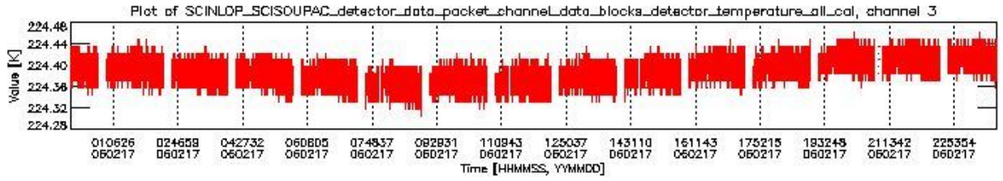
Plot of SCINLOP_SCISOUPAC_detector_data_packet_channel_data_blocks_detector_temperature_all_cal, channel 3
Value [K]
Time [HHMMSS, YYMMDD]

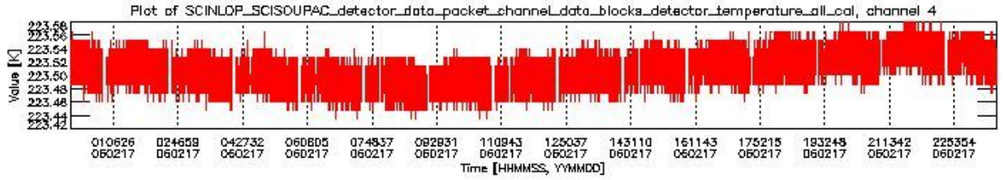
Plot of SCINLOP_SCISOUPAC_detector_data_packet_channel_data_blocks_detector_temperature_all_cal, channel 4
Value [K]
Time [HHMMSS, YYMMDD]

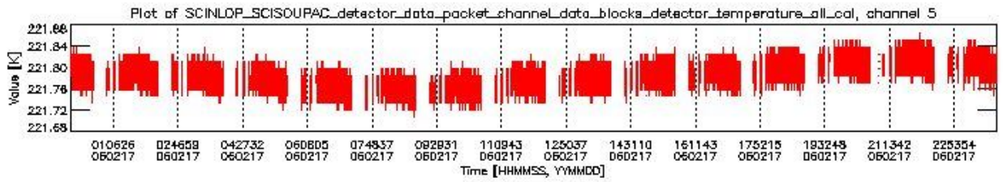
Plot of SCINLOP_SCISOUPAC_detector_data_packet_channel_data_blocks_detector_temperature_all_cal, channel 5
Value [K]
Time [HHMMSS, YYMMDD]

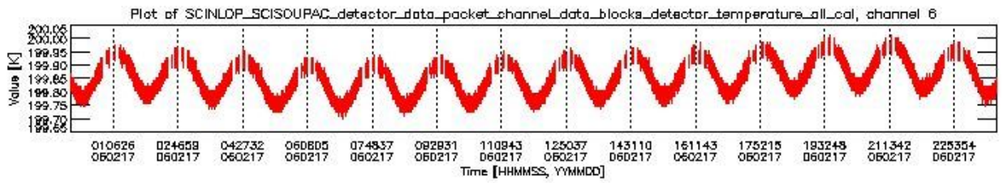
Plot of SCINLOP_SCISOUPAC_detector_data_packet_channel_data_blocks_detector_temperature_all_cal, channel 6
Value [K]
Time [HHMMSS, YYMMDD]

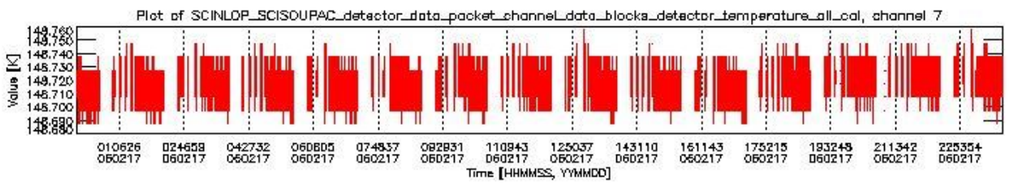
Plot of SCINLOP_SCISOUPAC_detector_data_packet_channel_data_blocks_detector_temperature_all_cal, channel 7
Value [K]
Time [HHMMSS, YYMMDD]

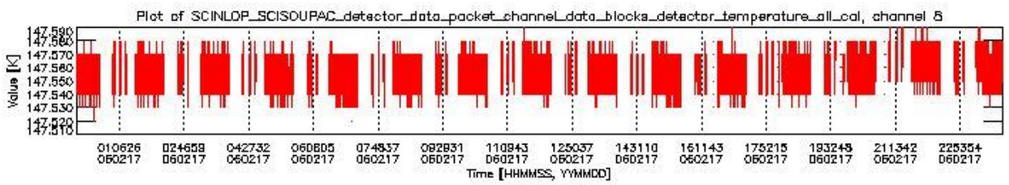
Plot of SCINLOP_SCISOUPAC_detector_data_packet_channel_data_blocks_detector_temperature_all_cal, channel 8
Value [K]
Time [HHMMSS, YYMMDD]

sciamachy_daily_report_level0_PFHS_5_35_N_20060217_4.PNG

0.3 State monitoring

No instrument tracking information available.

0.4 ADF monitoring

This section shows the (variation in) ADFs used for each of the products. It consists of:

- A table showing which ADFs were used for processing (red values indicate that multiple ADFs of the same type were used)
- Various time line plots, one for each ADF, which show when which ADF was used.

If multiple ADFs of a single type were used, these are marked red in the table.

Number	ADF
	CN0 (LEVEL_0_CONFIGURATION_FILE)
0	AUX_CN0_AXVPDS20020123_121901_20020101_000000_20200101_000000
	FPO (ORBIT_STATE_VECTOR_FILE)
1	**AUX_FPO_AXVPDS20060216_232922_20060216_182357_20060226_213046**
2	**AUX_FPO_AXVPDS20060216_233027_20060216_182357_20060226_213046**
3	**AUX_FPO_AXVPDS20060217_224730_20060217_193255_20060227_205909**
4	**DOR_NAV_0PNPDE20060216_212851_000057382045_00143_20738_0354.N1**
5	**DOR_NAV_0PNPDE20060216_230948_000057382045_00144_20739_0355.N1**
6	**DOR_NAV_0PNPDE20060217_015949_000060572045_00146_20741_0357.N1**
7	**DOR_NAV_0PNPDE20060217_034605_000054192045_00147_20742_0358.N1**
8	**DOR_NAV_0PNPDE20060217_194746_000038252045_00157_20752_0360.N1**
9	**DOR_NAV_0PNPDK20060217_070240_000038252045_00149_20744_0369.N1**
10	**DOR_NAV_0PNPDK20060217_081145_000060572045_00150_20745_0370.N1**
11	**DOR_NAV_0PNPDK20060217_095801_000054192045_00151_20746_0371.N1**
12	**DOR_NAV_0PNPDK20060217_113339_000057382045_00152_20747_0372.N1**
13	**DOR_NAV_0PNPDK20060217_145014_000054192045_00154_20749_0374.N1**
14	**DOR_NAV_0PNPDK20060217_162552_000057382045_00155_20750_0375.N1**

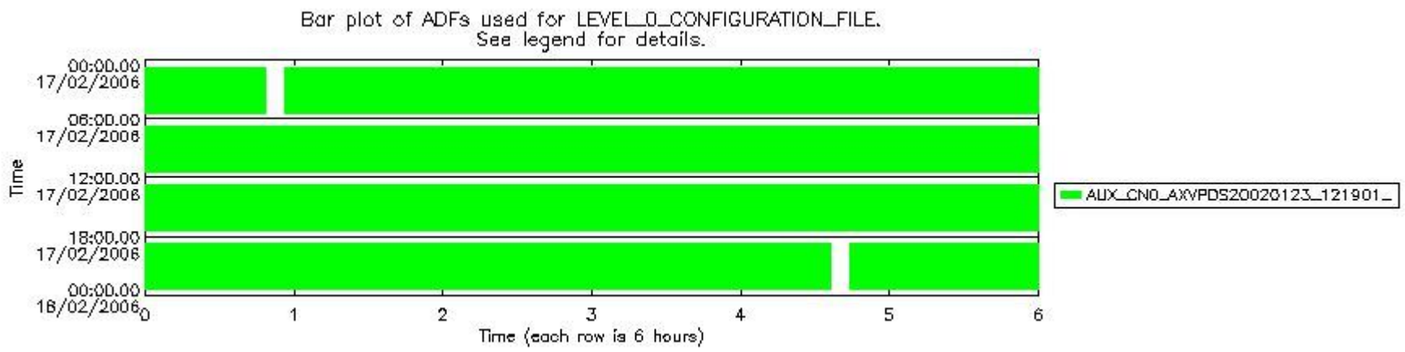

sciamachy_daily_report_level0_PFHS_5_35_N_20060217_5.PNG

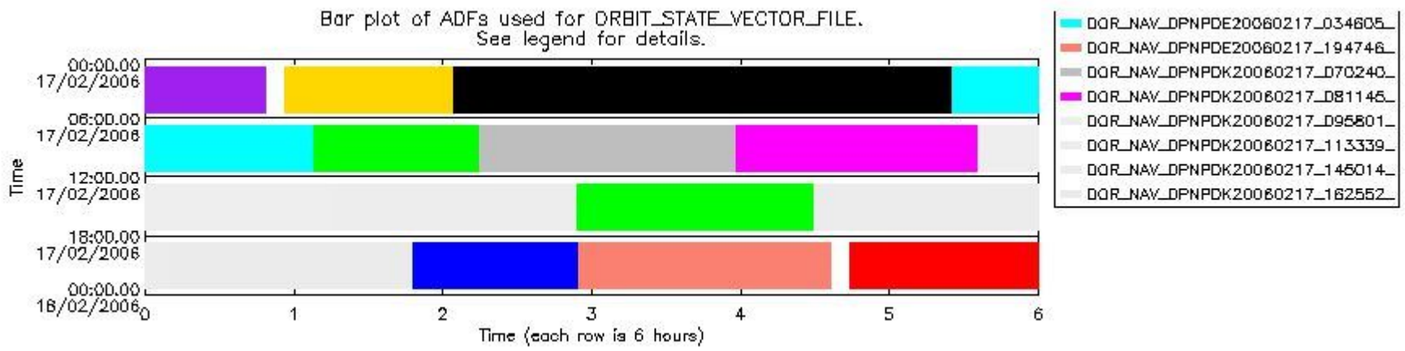

sciamachy_daily_report_level0_PFHS_5_35_N_20060217_6.PNG

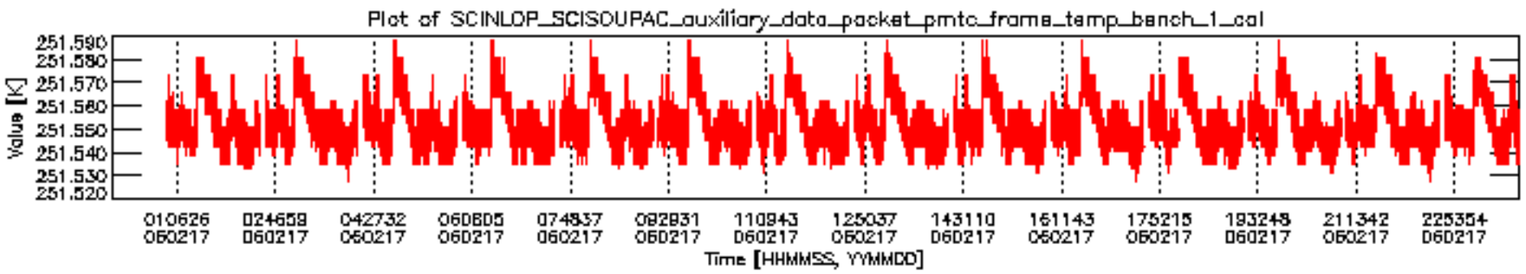
Plot of SCINLOP_SCISOUPAC_auxiliary_data_packet_pmtc_frame_temp_bench_1_cal
Value [K]
251.590
251.580
251.570
251.560
251.550
251.540
251.530
251.520
010626 060217
024659 060217
042732 060217
060805 060217
074837 060217
092931 060217
110943 060217
125037 060217
143110 060217
161143 060217
175215 060217
193248 060217
211342 060217
225354 060217
Time [HHMMSS, YYMMDD]

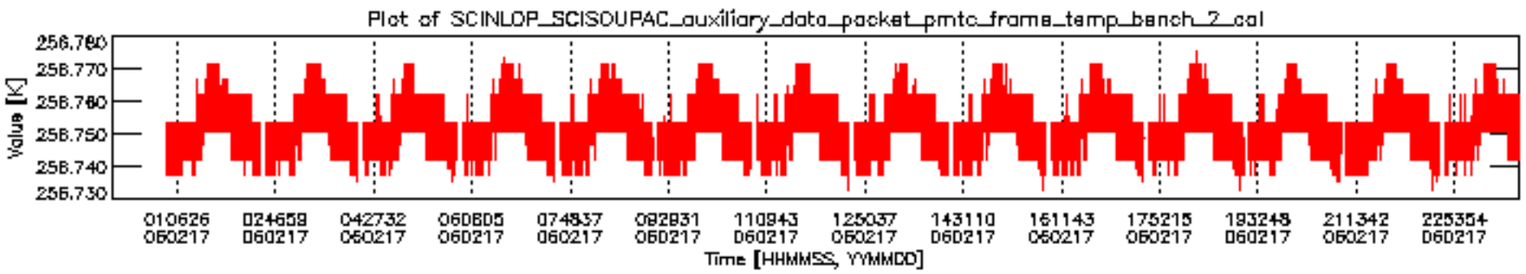
Plot of SCINLOP_SCISOUPAC_auxiliary_data_packet_pmtc_frame_temp_bench_2_cal
Value [K]
256.780
256.770
256.760
256.750
256.740
256.730
010626 060217
024659 060217
042732 060217
060805 060217
074837 060217
092931 060217
110943 060217
125037 060217
143110 060217
161143 060217
175215 060217
193248 060217
211342 060217
225354 060217
Time [HHMMSS, YYMMDD]

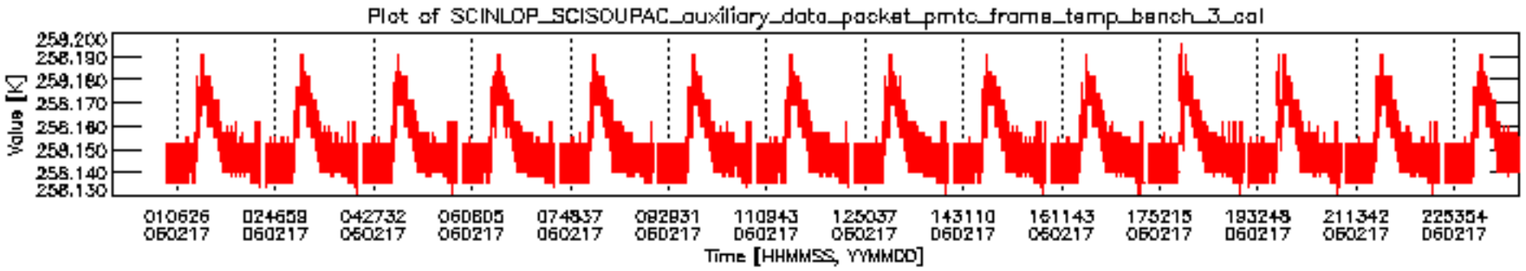
Plot of SCINLOP_SCISOUPAC_auxiliary_data_packet_pmtc_frame_temp_bench_3_cal
Value [K]
259.200
258.190
259.180
258.170
258.160
258.150
258.140
258.130
010626 060217
024659 060217
042732 060217
060805 060217
074837 060217
092931 060217
110943 060217
125037 060217
143110 060217
161143 060217
175215 060217
193248 060217
211342 060217
225354 060217
Time [HHMMSS, YYMMDD]

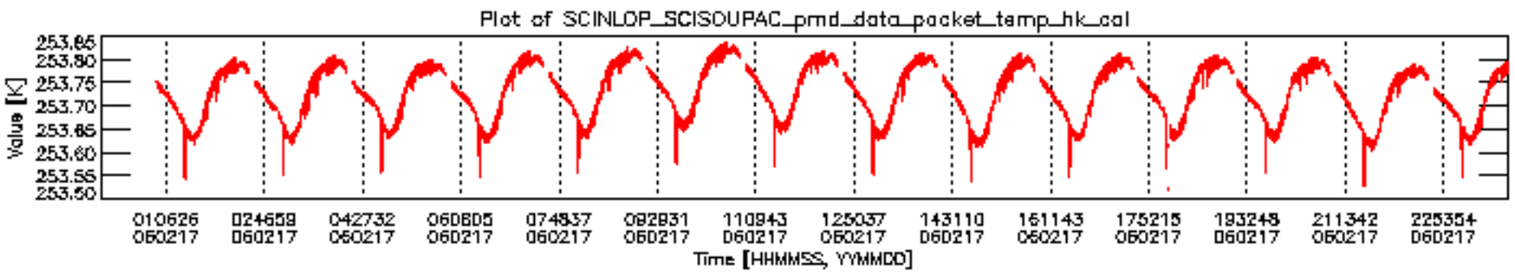
Plot of SCINLOP_SCISOUPAC_pmd_data_packet_temp_hk_cal
Value [K]
253.85
253.80
253.75
253.70
253.65
253.60
253.55
253.50
010626 060217
024659 060217
042732 060217
060805 060217
074837 060217
092931 060217
110943 060217
125037 060217
143110 060217
161143 060217
175215 060217
193248 060217
211342 060217
225354 060217
Time [HHMMSS, YYMMDD]

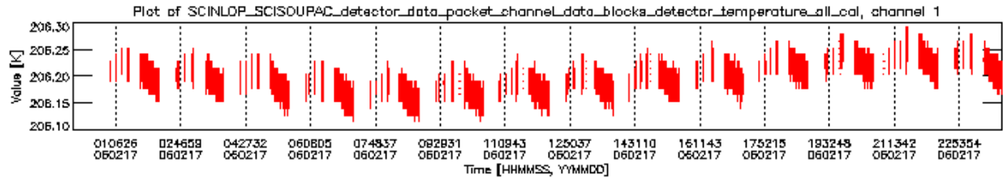
Plot of SCINLOP_SCISOUPAC_detector_data_packet_channel_data_blocks_detector_temperature_all_cal, channel 1
Value [K]
Time [HHMMSS, YYMMDD]

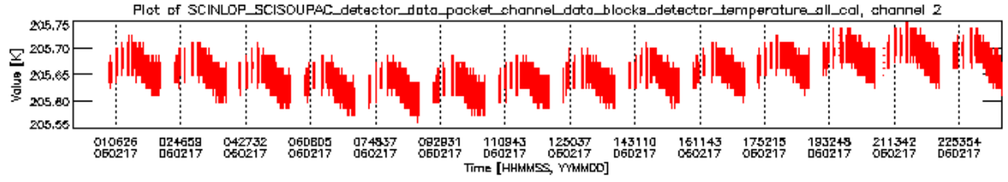
Plot of SCINLOP_SCISOUPAC_detector_data_packet_channel_data_blocks_detector_temperature_all_cal, channel 2
Value [K]
Time [HHMMSS, YYMMDD]

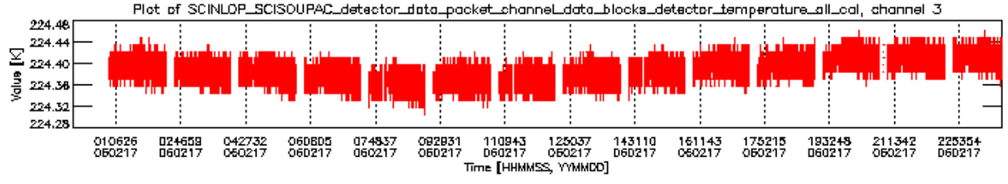
Plot of SCINLOP_SCISOUPAC_detector_data_packet_channel_data_blocks_detector_temperature_all_cal, channel 3
Value [K]
Time [HHMMSS, YYMMDD]

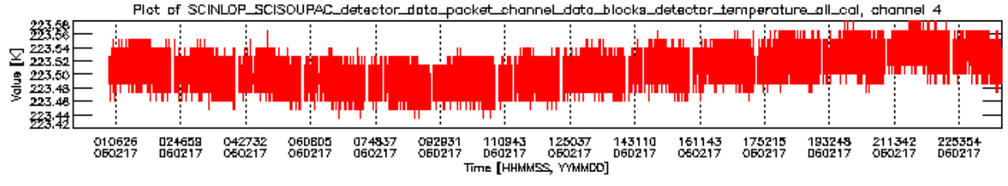
Plot of SCINLOP_SCISOUPAC_detector_data_packet_channel_data_blocks_detector_temperature_all_cal, channel 4
Value [K]
Time [HHMMSS, YYMMDD]

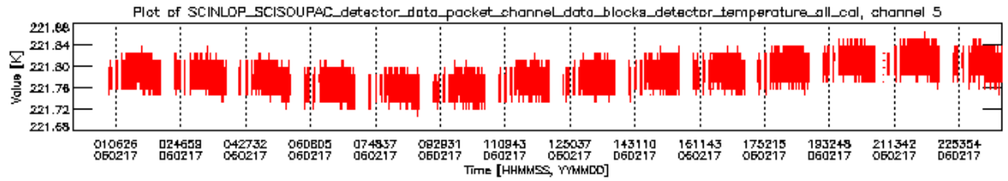
Plot of SCINLOP_SCISOUPAC_detector_data_packet_channel_data_blocks_detector_temperature_all_cal, channel 5
Value [K]
Time [HHMMSS, YYMMDD]

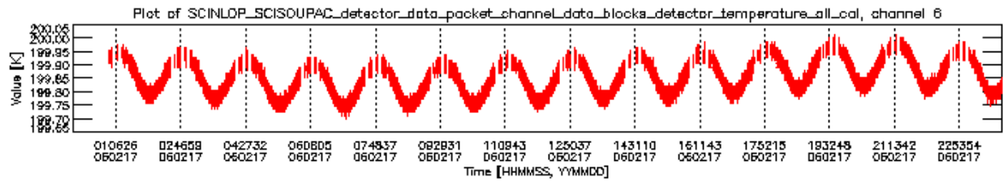
Plot of SCINLOP_SCISOUPAC_detector_data_packet_channel_data_blocks_detector_temperature_all_cal, channel 6
Value [K]
Time [HHMMSS, YYMMDD]

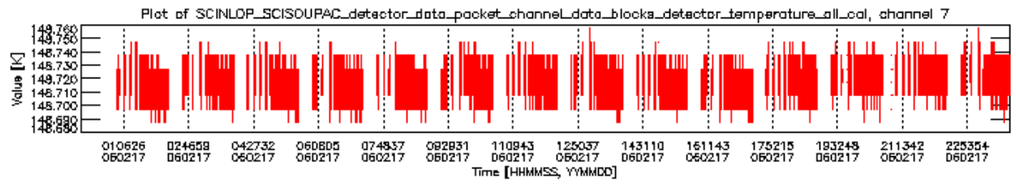
Plot of SCINLOP_SCISOUPAC_detector_data_packet_channel_data_blocks_detector_temperature_all_cal, channel 7
Value [K]
Time [HHMMSS, YYMMDD]

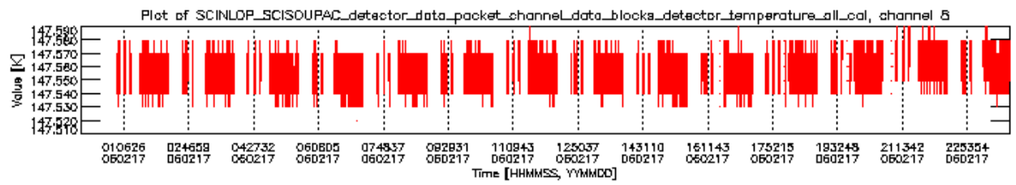
Plot of SCINLOP_SCISOUPAC_detector_data_packet_channel_data_blocks_detector_temperature_all_cal, channel 8
Value [K]
Time [HHMMSS, YYMMDD]

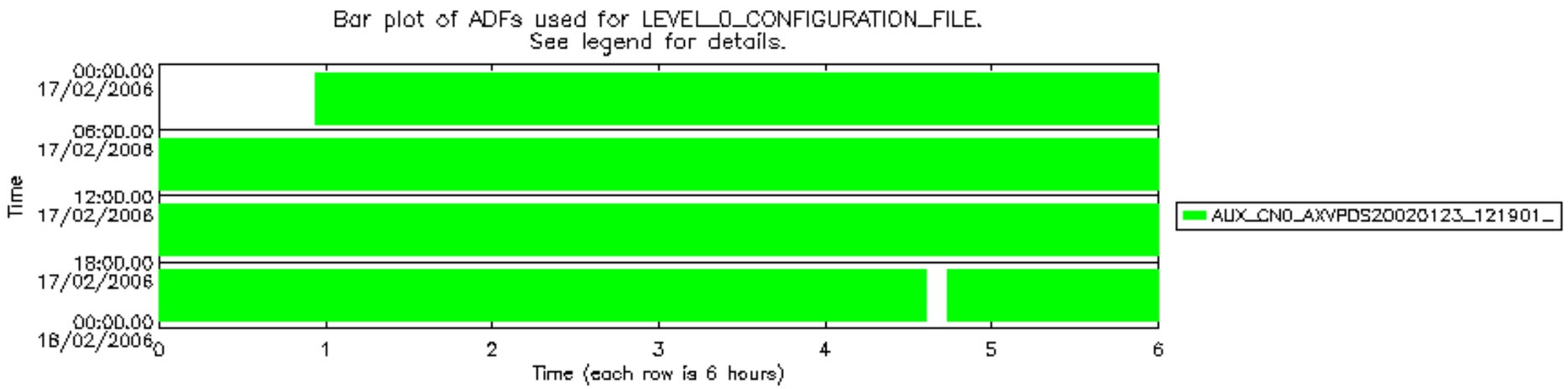
Bar plot of ADFs used for LEVEL_0_CONFIGURATION_FILE.
See legend for details.
Time
00:00.00
17/02/2006
06:00.00
17/02/2006
12:00.00
17/02/2006
18:00.00
17/02/2006
00:00.00
18/02/2006
0
1
2
3
4
5
6
Time (each row is 6 hours)
AUX_CN0_AXVPDS20020123_121901_

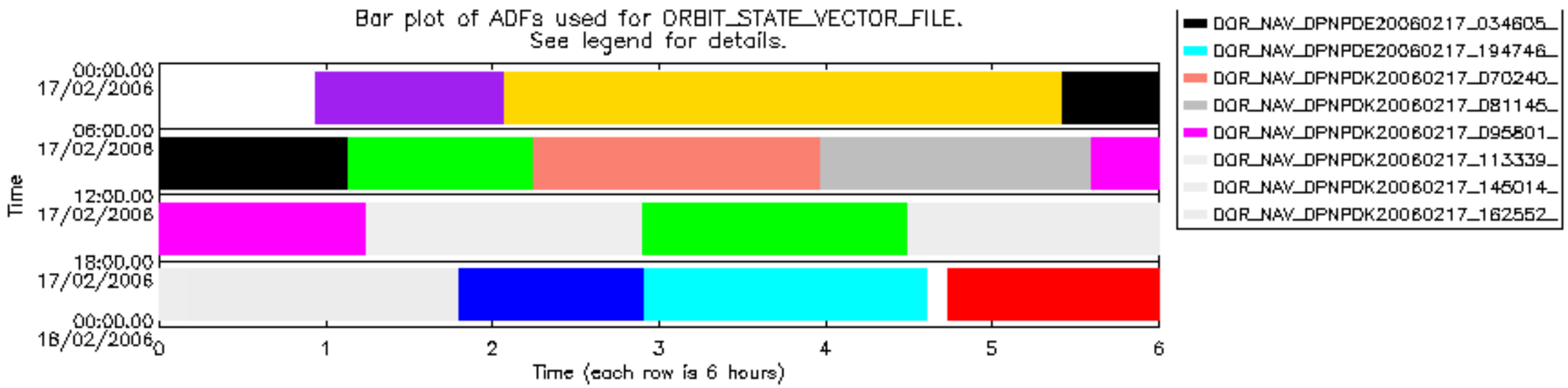
Bar plot of ADFs used for ORBIT_STATE_VECTOR_FILE.
See legend for details.
00:00.00 17/02/2006
06:00.00 17/02/2006
12:00.00 17/02/2006
18:00.00 17/02/2006
00:00.00 18/02/2006
Time
0
1
2
3
4
5
6
Time (each row is 6 hours)
DOR_NAV_DPNPDE20060217_034605_
DOR_NAV_DPNPDE20060217_194746_
DOR_NAV_DPNPDK20060217_070240_
DOR_NAV_DPNPDK20060217_081145_
DOR_NAV_DPNPDK20060217_095801_
DOR_NAV_DPNPDK20060217_113339_
DOR_NAV_DPNPDK20060217_145014_
DOR_NAV_DPNPDK20060217_162552_

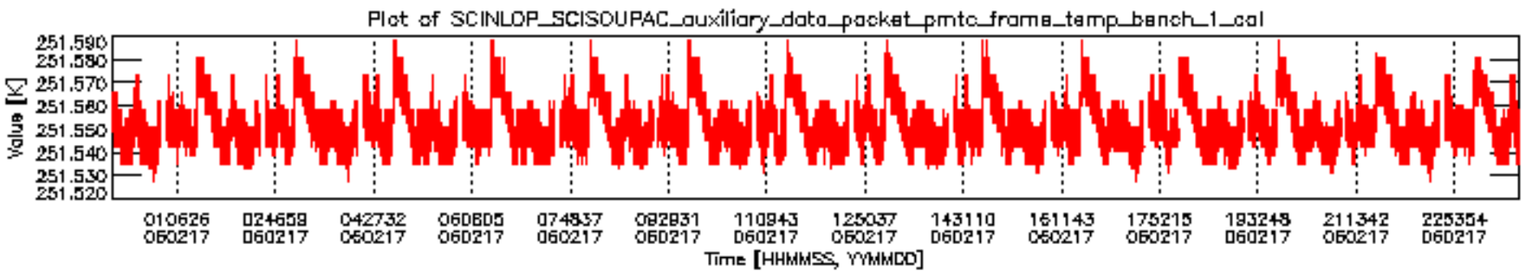
Plot of SCINLOP_SCISOUPAC_auxiliary_data_packet_pmtc_frame_temp_bench_1_cal
Value [K]
251.590
251.580
251.570
251.560
251.550
251.540
251.530
251.520
010626 060217
024659 060217
042732 060217
060805 060217
074837 060217
092931 060217
110943 060217
125037 060217
143110 060217
161143 060217
175215 060217
193248 060217
211342 060217
225354 060217
Time [HHMMSS, YYMMDD]

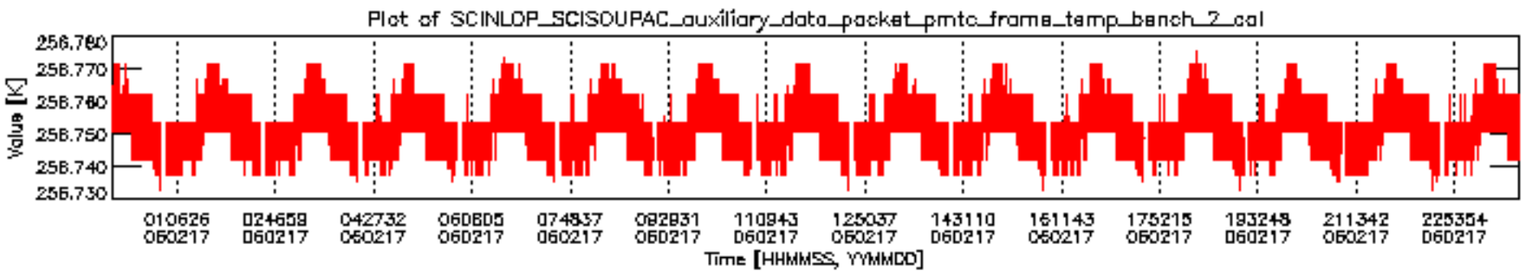
Plot of SCINLOP_SCISOUPAC_auxiliary_data_packet_pmtc_frame_temp_bench_2_cal
Value [K]
256.780
256.770
256.760
256.750
256.740
256.730
010626 060217
024659 060217
042732 060217
060805 060217
074837 060217
092931 060217
110943 060217
125037 060217
143110 060217
161143 060217
175215 060217
193248 060217
211342 060217
225354 060217
Time [HHMMSS, YYMMDD]

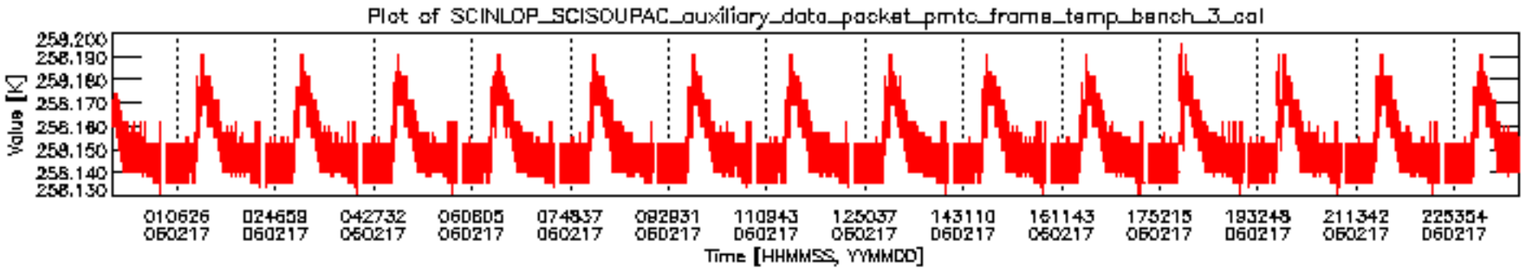
Plot of SCINLOP_SCISOUPAC_auxiliary_data_packet_pmtc_frame_temp_bench_3_cal
Value [K]
259.200
258.190
259.180
258.170
258.160
258.150
258.140
258.130
010626 060217
024659 060217
042732 060217
060805 060217
074837 060217
092931 060217
110943 060217
125037 060217
143110 060217
161143 060217
175215 060217
193248 060217
211342 060217
225354 060217
Time [HHMMSS, YYMMDD]

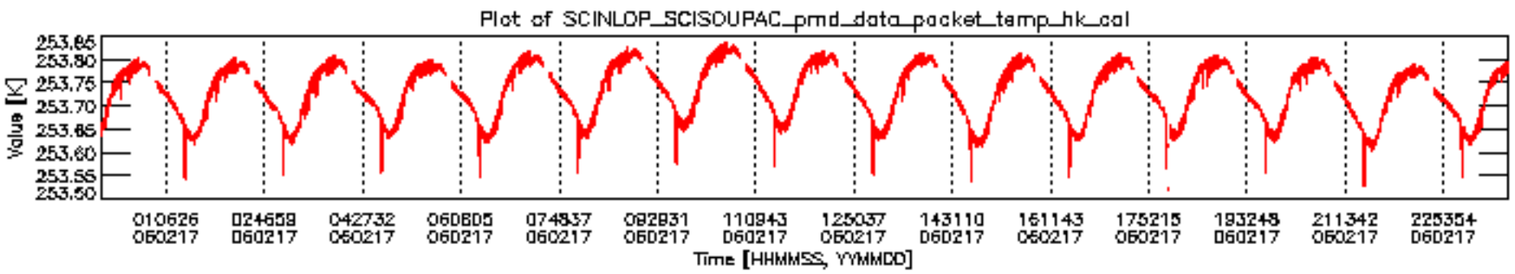
Plot of SCINLOP_SCISOUPAC_pmd_data_packet_temp_hk_cal
Value [K]
253.85
253.80
253.75
253.70
253.65
253.60
253.55
253.50
010626 060217
024659 060217
042732 060217
060805 060217
074837 060217
092931 060217
110943 060217
125037 060217
143110 060217
161143 060217
175215 060217
193248 060217
211342 060217
225354 060217
Time [HHMMSS, YYMMDD]

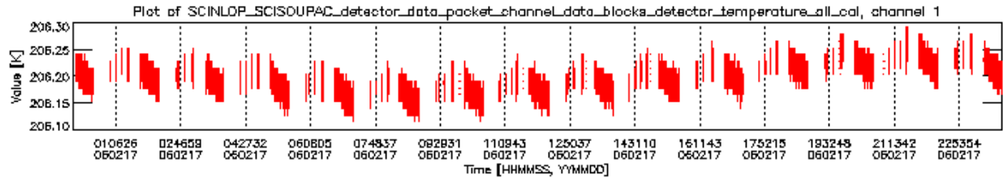
Plot of SCINLOP_SCISOUPAC_detector_data_packet_channel_data_blocks_detector_temperature_all_cal, channel 1
Value [K]
Time [HHMMSS, YYMMDD]

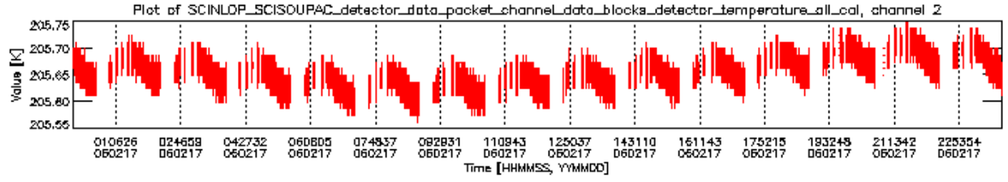
Plot of SCINLOP_SCISOUPAC_detector_data_packet_channel_data_blocks_detector_temperature_all_cal, channel 2
Value [K]
Time [HHMMSS, YYMMDD]

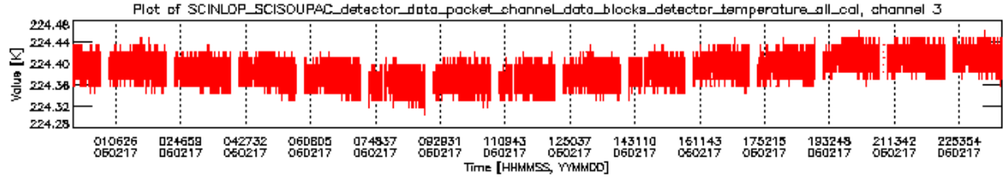
Plot of SCINLOP_SCISOUPAC_detector_data_packet_channel_data_blocks_detector_temperature_all_cal, channel 3
Value [K]
Time [HHMMSS, YYMMDD]

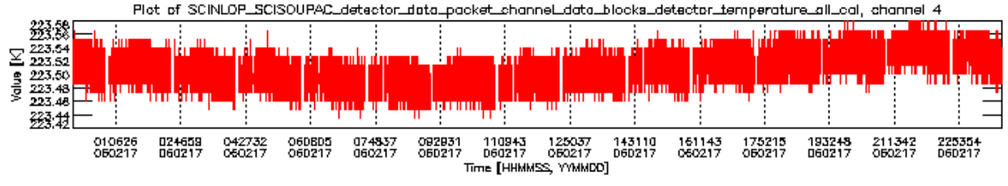
Plot of SCINLOP_SCISOUPAC_detector_data_packet_channel_data_blocks_detector_temperature_all_cal, channel 4
Value [K]
Time [HHMMSS, YYMMDD]

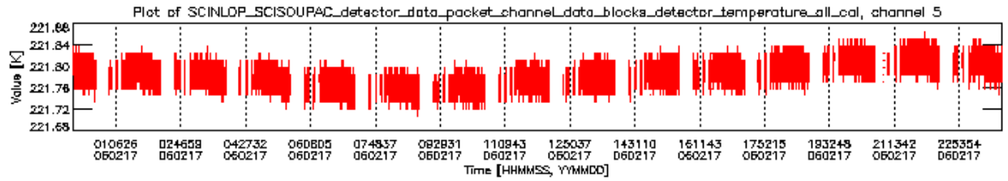
Plot of SCINLOP_SCISOUPAC_detector_data_packet_channel_data_blocks_detector_temperature_all_cal, channel 5
Value [K]
Time [HHMMSS, YYMMDD]

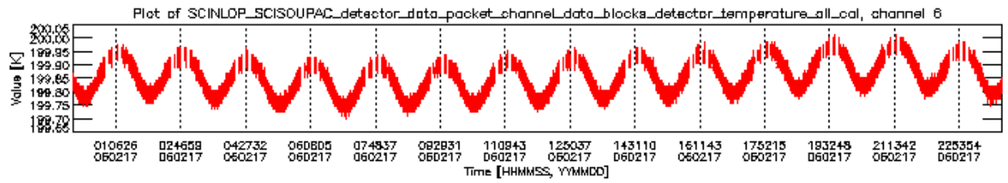
Plot of SCINLOP_SCISOUPAC_detector_data_packet_channel_data_blocks_detector_temperature_all_cal, channel 6
Value [K]
Time [HHMMSS, YYMMDD]

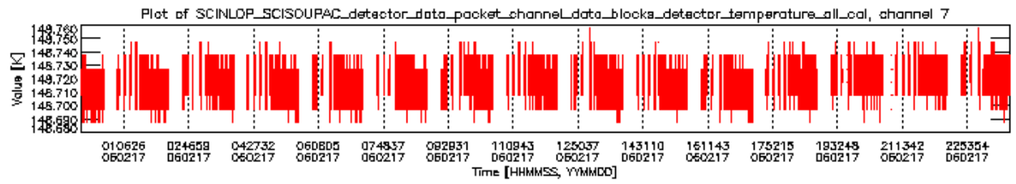
Plot of SCINLOP_SCISOUPAC_detector_data_packet_channel_data_blocks_detector_temperature_all_cal, channel 7
Value [K]
Time [HHMMSS, YYMMDD]

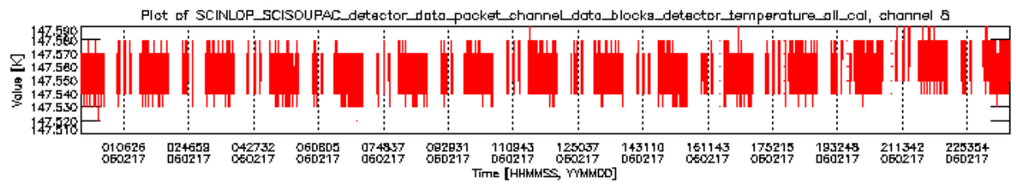
Plot of SCINLOP_SCISOUPAC_detector_data_packet_channel_data_blocks_detector_temperature_all_cal, channel 8
Value [K]
Time [HHMMSS, YYMMDD]

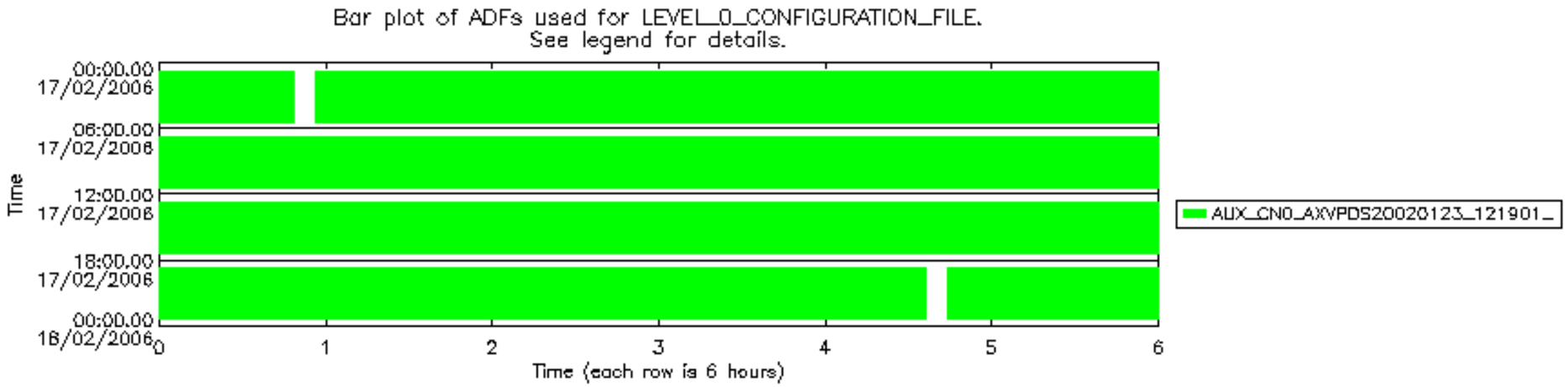
Bar plot of ADFs used for LEVEL_0_CONFIGURATION_FILE.
See legend for details.
Time
00:00.00
17/02/2006
06:00.00
17/02/2006
12:00.00
17/02/2006
18:00.00
17/02/2006
00:00.00
18/02/2006
0
1
2
3
4
5
6
Time (each row is 6 hours)
AUX_CN0_AXVPDS20020123_121901_

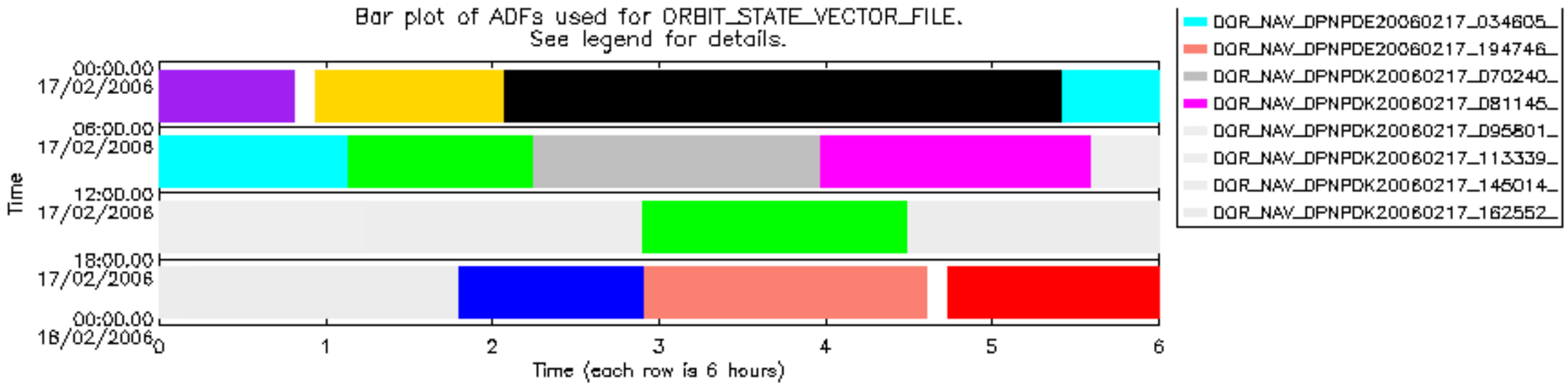
Bar plot of ADFs used for ORBIT_STATE_VECTOR_FILE.
See legend for details.
00:00.00
17/02/2006
06:00.00
17/02/2006
12:00.00
17/02/2006
18:00.00
17/02/2006
00:00.00
18/02/2006
Time
0
1
2
3
4
5
6
Time (each row is 6 hours)
DOR_NAV_DPNPDE20060217_034605_
DOR_NAV_DPNPDE20060217_194746_
DOR_NAV_DPNPDK20060217_070240_
DOR_NAV_DPNPDK20060217_081145_
DOR_NAV_DPNPDK20060217_095801_
DOR_NAV_DPNPDK20060217_113339_
DOR_NAV_DPNPDK20060217_145014_
DOR_NAV_DPNPDK20060217_162552_