

## 0. SCIAMACHY Daily Report for level 0 products

### [0.1 General Info](#)

### [0.2 Product Quality Indicators](#)

### [0.3 State monitoring](#)

### [0.4 ADF monitoring](#)

## 0.1 General Info

This report contains a daily analysis on parameters extracted from SCIAMACHY level 0 data (The SCI\_NL\_\_0P product).

### 0.1.1 Report summary

The table below shows general characteristics of the data that are included into this report.

Item	Value
Report version	vdraft_20050403
Time of report generation	23JAN2006 18:36:25
Data source version	PFHS/5.35-N
Processing scope for products	17JAN2006 00:00:00 to 18JAN2006 00:00:00
Start time of first product within scope	16JAN2006 22:52:29
Stop time of last product within scope	18JAN2006 01:34:42
Total number of level 0 products	17
Number of level 0 products with errors	17

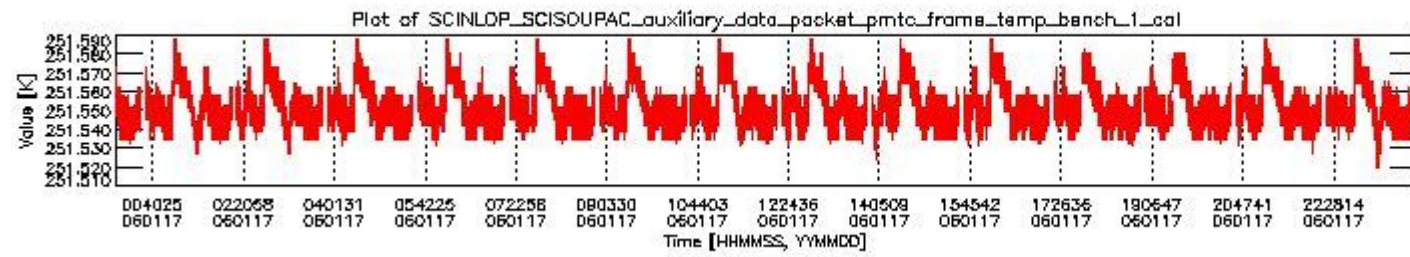
### 0.1.2 Summary per product

The following table shows a summary for each product used in this report.

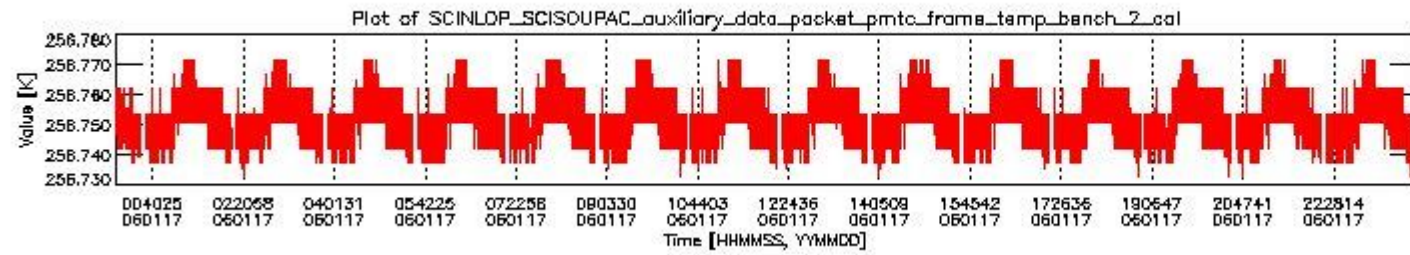
#	Product name	Start time	Stop time	Prod err	ISP err sign	ISP miss sign	ISP disc sign	rs sign
0	SCI_NL__OPNPDE20060116_225229_000056112044_00201_20295_0058.N1	16JAN2006 22:52:29	17JAN2006 00:26:00	1	0	1	0	0
1	SCI_NL__OPNPDE20060117_003304_000055302044_00202_20296_0059.N1	17JAN2006 00:33:04	17JAN2006 02:05:14	1	0	1	0	0
2	SCI_NL__OPNPDE20060117_020406_000045602044_00203_20297_0060.N1	17JAN2006 02:04:06	17JAN2006 03:20:06	1	0	1	0	0
3	SCI_NL__OPNPDE20060117_031910_000062152044_00204_20298_0061.N1	17JAN2006 03:19:10	17JAN2006 05:02:46	1	0	1	0	0
4	SCI_NL__OPNPDE20060117_050138_000060482044_00205_20299_0062.N1	17JAN2006 05:01:38	17JAN2006 06:42:26	1	0	1	0	0
5	SCI_NL__OPNPDK20060117_064117_000042252044_00206_20300_0074.N1	17JAN2006 06:41:17	17JAN2006 07:51:42	1	0	1	0	0
6	SCI_NL__OPNPDK20060117_074938_000061042044_00207_20301_0075.N1	17JAN2006 07:49:38	17JAN2006 09:31:22	1	0	1	0	0
7	SCI_NL__OPNPDK20060117_093026_000059662044_00208_20302_0076.N1	17JAN2006 09:30:26	17JAN2006 11:09:53	1	0	1	0	0
8	SCI_NL__OPNPDK20060117_110857_000060912044_00209_20303_0077.N1	17JAN2006 11:08:57	17JAN2006 12:50:29	1	0	1	0	0
9	SCI_NL__OPNPDK20060117_124837_000059792044_00210_20304_0078.N1	17JAN2006 12:48:37	17JAN2006 14:28:17	1	0	1	0	0
10	SCI_NL__OPNPDK20060117_142559_000060352044_00211_20305_0079.N1	17JAN2006 14:25:59	17JAN2006 16:06:35	1	0	1	0	0
11	SCI_NL__OPNPDK20060117_160538_000058682044_00212_20306_0080.N1	17JAN2006 16:05:38	17JAN2006 17:43:26	1	0	1	0	0
12	SCI_NL__OPNPDK20060117_174326_000060352044_00213_20307_0081.N1	17JAN2006 17:43:26	17JAN2006 19:24:01	1	0	1	0	0
13	SCI_NL__OPNPDK20060117_192401_000060352044_00214_20308_0083.N1	17JAN2006 19:24:01	17JAN2006 21:04:37	1	0	1	0	0
14	SCI_NL__OPNPDE20060117_210137_000043132044_00215_20309_0067.N1	17JAN2006 21:01:37	17JAN2006 22:13:30	1	0	1	0	0
15	SCI_NL__OPNPDE20060117_221330_000060482044_00215_20309_0068.N1	17JAN2006 22:13:30	17JAN2006 23:54:19	1	0	1	0	0
16	SCI_NL__OPNPDE20060117_235419_000060222044_00216_20310_0069.N1	17JAN2006 23:54:19	18JAN2006 01:34:42	1	0	1	0	0

## 0.2 Product Quality Indicators

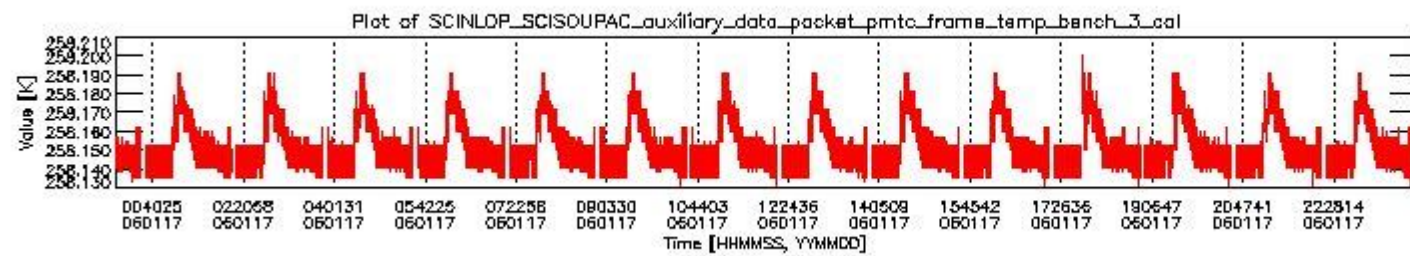
This section shows information about product quality, currently temperatures.



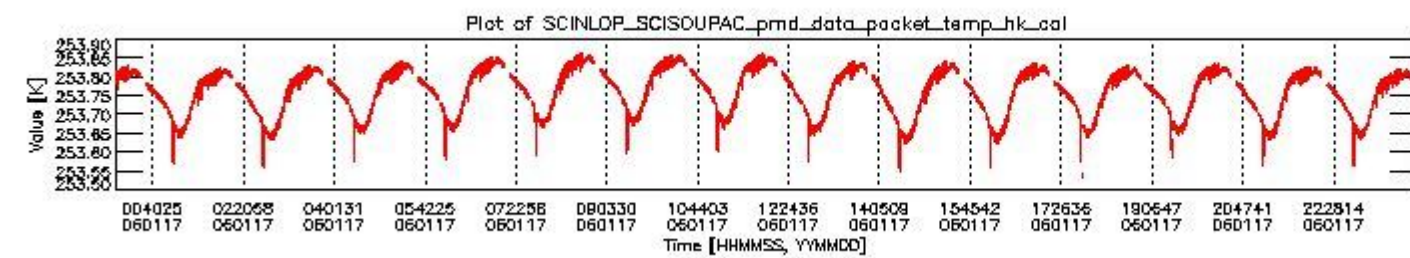
sciamachy\_daily\_report\_level0\_PFHS\_5\_35\_N\_20060117\_0.PNG



sciamachy\_daily\_report\_level0\_PFHS\_5\_35\_N\_20060117\_1.PNG

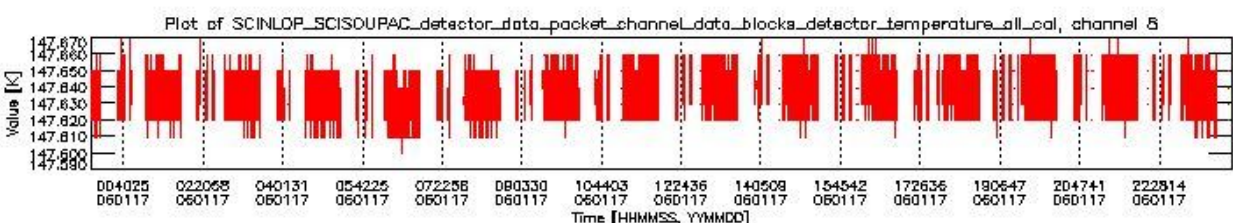
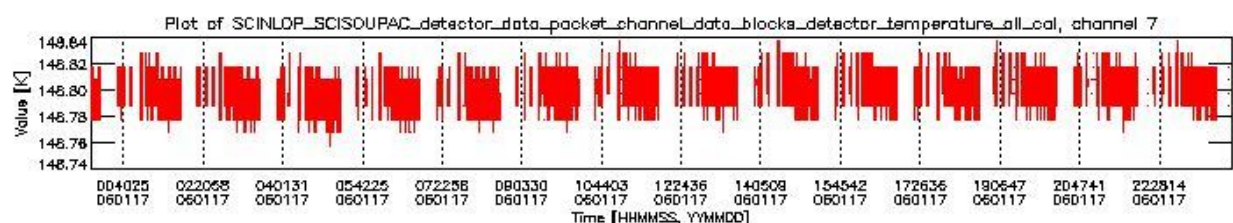
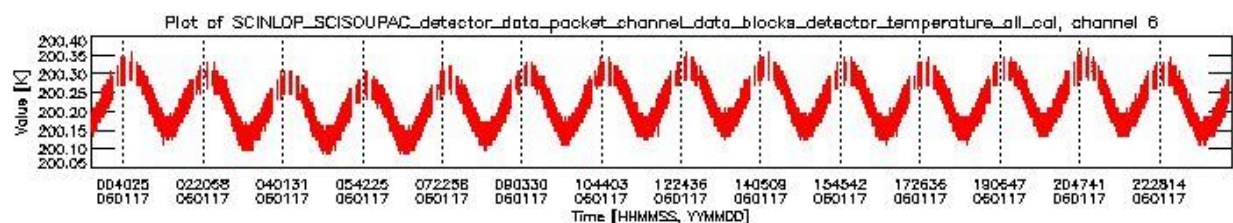
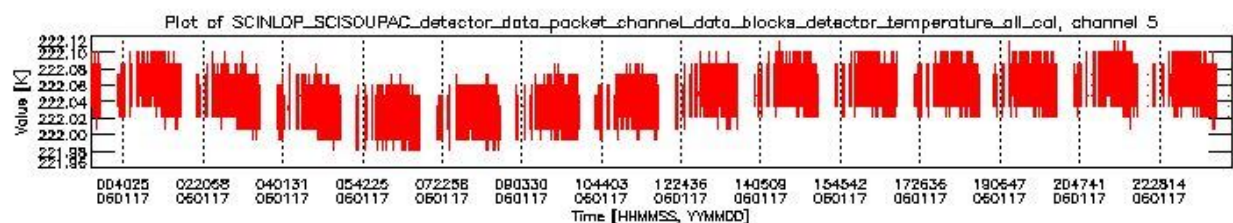
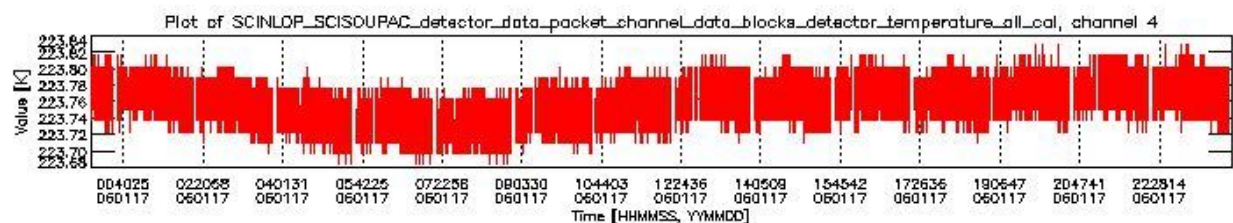
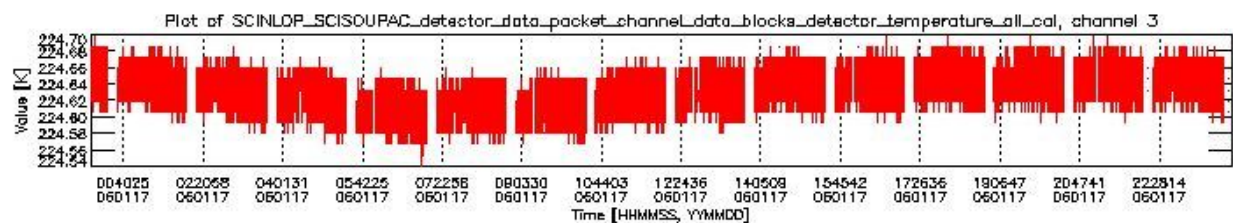
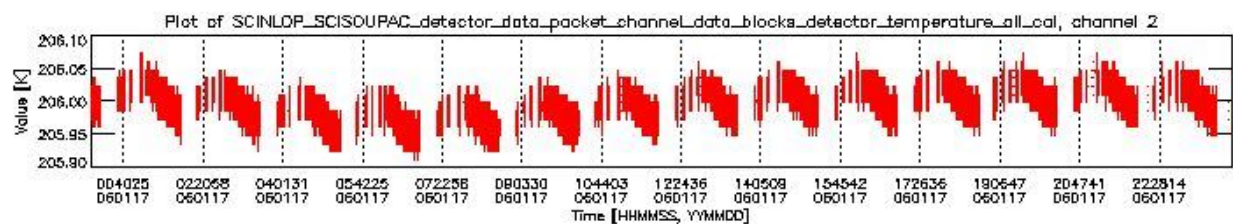
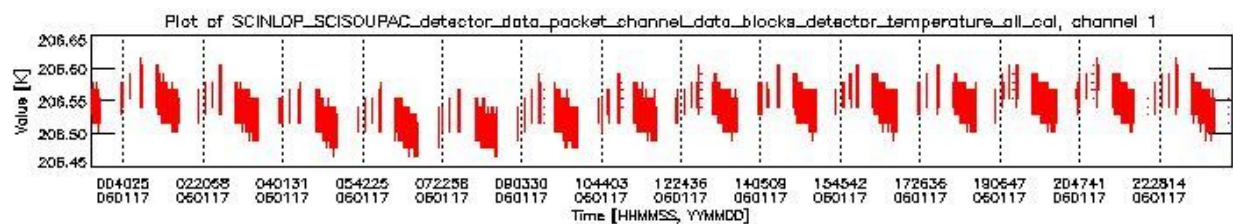


sciamachy\_daily\_report\_level0\_PFHS\_5\_35\_N\_20060117\_2.PNG



sciamachy\_daily\_report\_level0\_PFHS\_5\_35\_N\_20060117\_3.PNG





### 0.3 State monitoring

No instrument tracking information available.

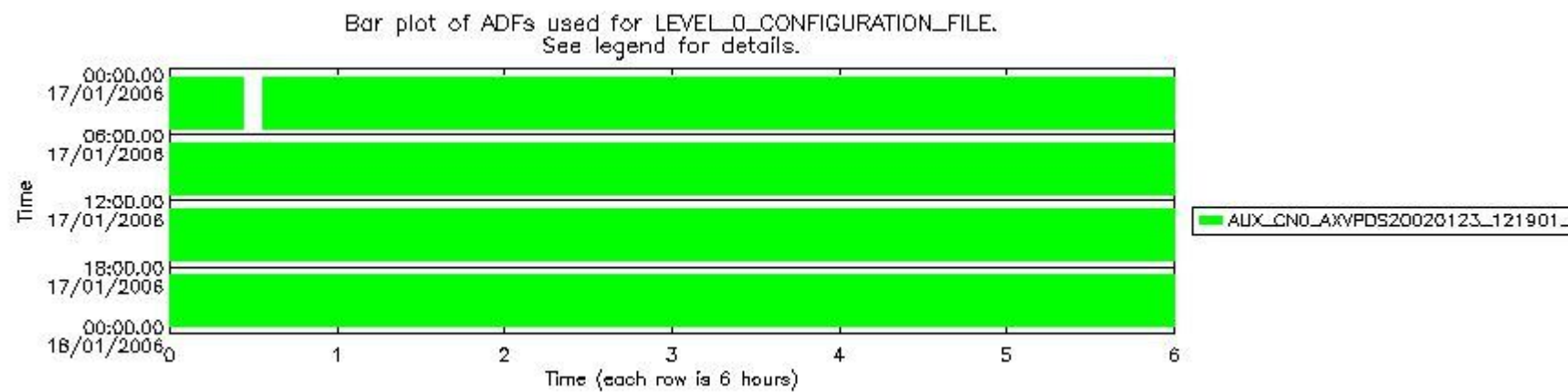
### 0.4 ADF monitoring

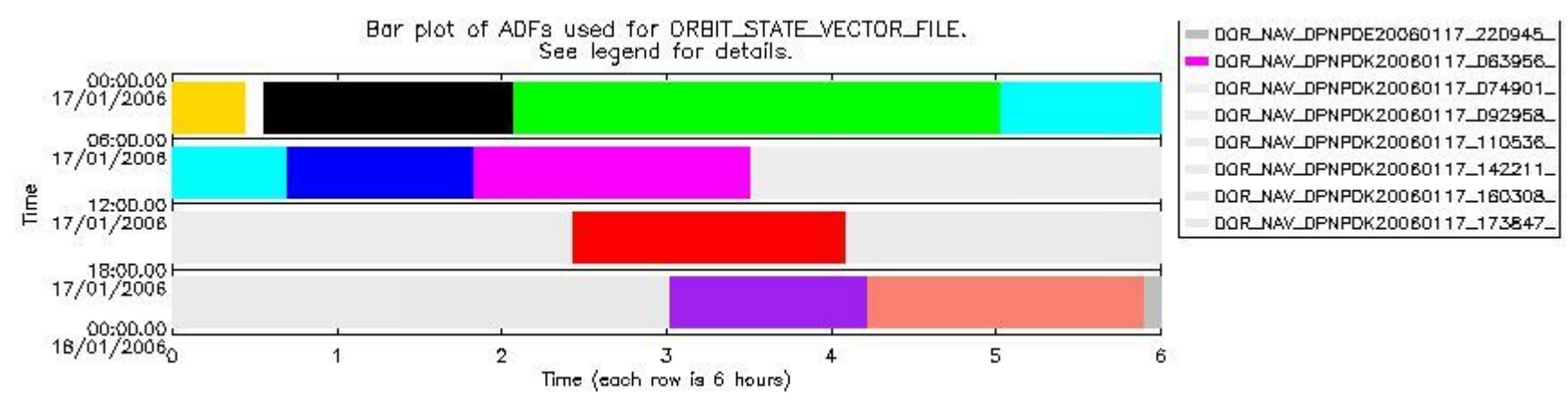
This section shows the (variation in) ADFs used for each of the products. It consists of:

- A table showing which ADFs were used for processing (red values indicate that multiple ADFs of the same type were used)
- Various time line plots, one for each ADF, which show when which ADF was used.

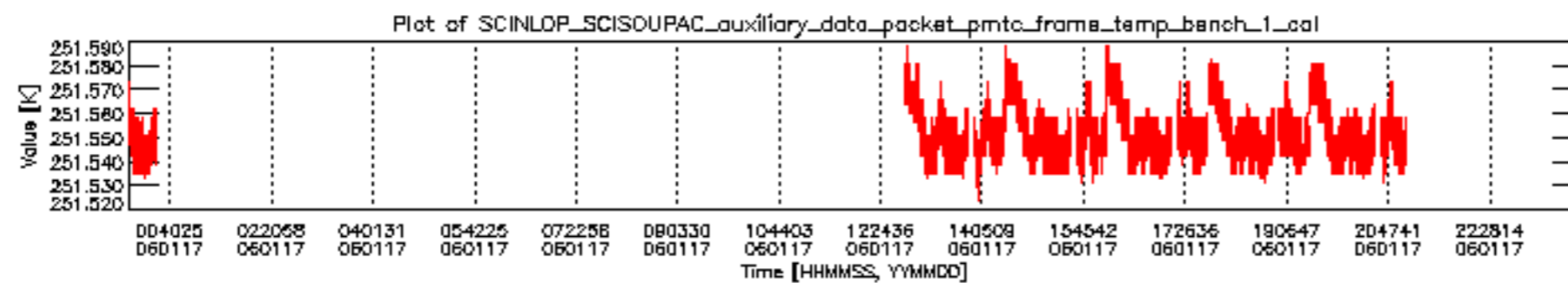
If multiple ADFs of a single type were used, these are marked **red** in the table.

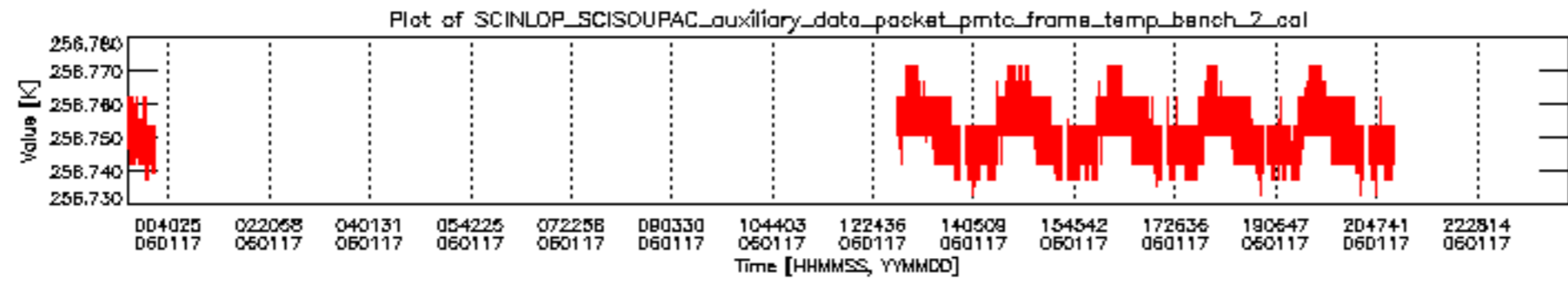
Number	ADF
	<b>CNO (LEVEL_0_CONFIGURATION_FILE)</b>
0	AUX_CNO_AXVPDS20020123_121901_20020101_000000_20200101_000000
	<b>FPO (ORBIT_STATE_VECTOR_FILE)</b>
1	AUX_FPO_AXVPDS20060116_131342_20060115_182939_20060124_184654
2	AUX_FPO_AXVPDS20060116_131407_20060115_182939_20060124_184654
3	AUX_FPO_AXVPDS20060117_091256_20060116_193838_20060124_184654
4	AUX_FPO_AXVPDS20060117_091416_20060116_193838_20060124_184654
5	DOR_NAV_OPNPDE20060116_210048_000060572044_00200_20294_0043.N1
6	DOR_NAV_OPNPDE20060116_224145_000060572044_00201_20295_0044.N1
7	DOR_NAV_OPNPDE20060117_031802_000057382044_00204_20298_0047.N1
8	DOR_NAV_OPNPDE20060117_210041_000041442044_00215_20309_0049.N1
9	DOR_NAV_OPNPDE20060117_220945_000057382044_00215_20309_0050.N1
10	DOR_NAV_OPNPDK20060117_063956_000038252044_00206_20300_0077.N1
11	DOR_NAV_OPNPDK20060117_074901_000057382044_00207_20301_0078.N1
12	DOR_NAV_OPNPDK20060117_092958_000054192044_00208_20302_0079.N1
13	DOR_NAV_OPNPDK20060117_110536_000057382044_00209_20303_0080.N1
14	DOR_NAV_OPNPDK20060117_142211_000057382044_00211_20305_0082.N1
15	DOR_NAV_OPNPDK20060117_160308_000054192044_00212_20306_0083.N1
16	DOR_NAV_OPNPDK20060117_173847_000057382044_00213_20307_0084.N1

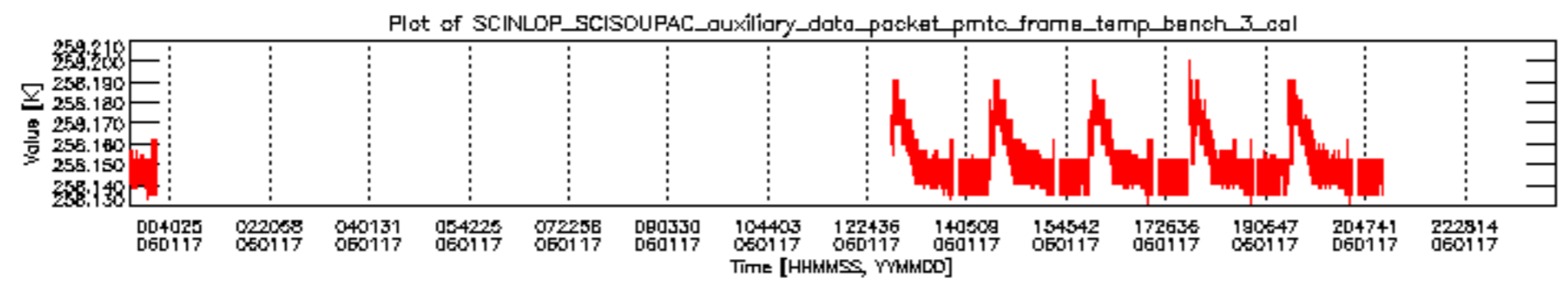




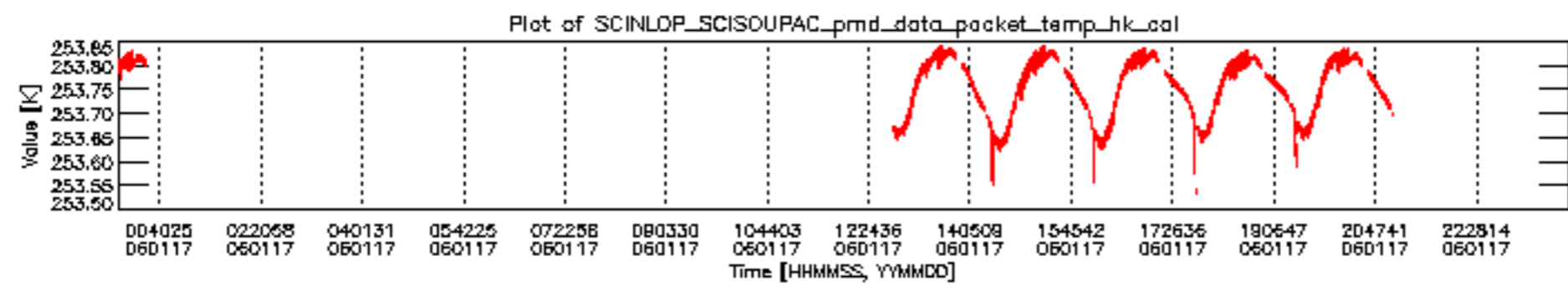
sciamachy\_daily\_report\_level0\_PFHS\_5\_35\_N\_20060117\_6.PNG

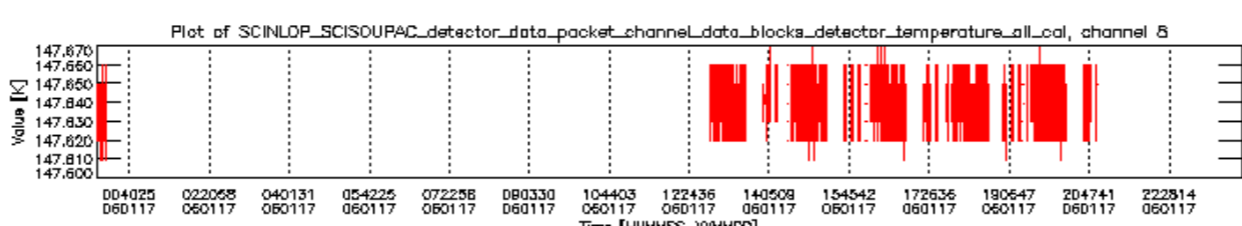
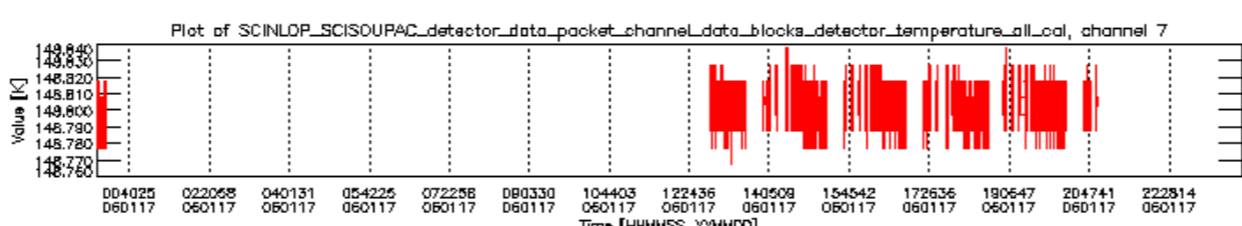
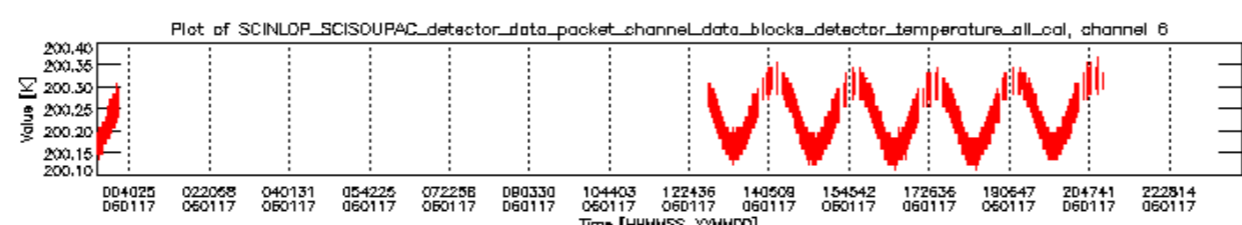
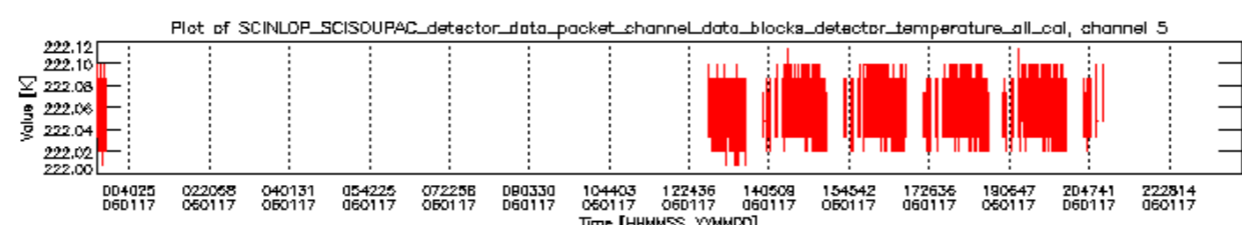
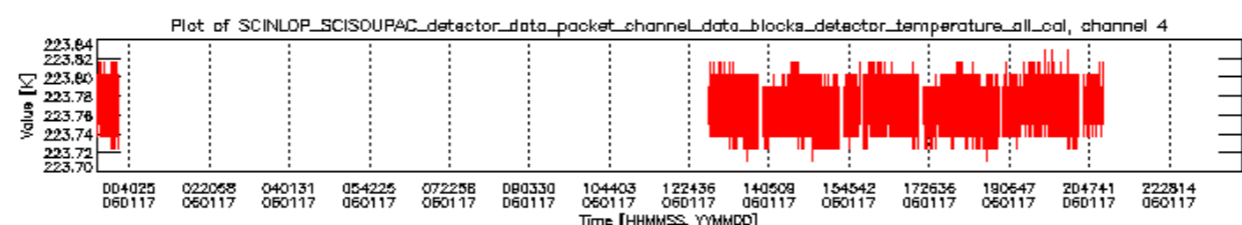
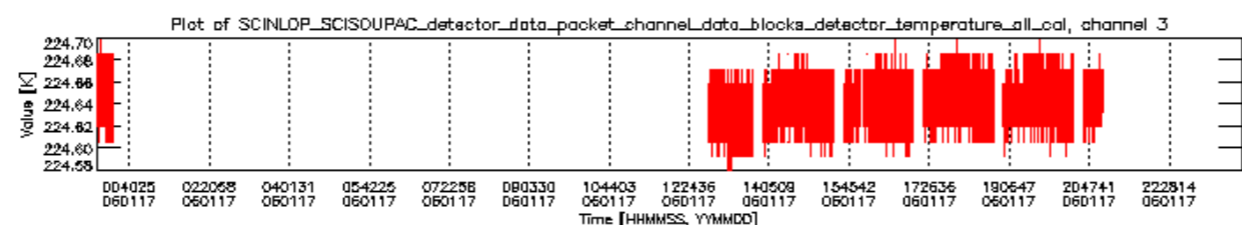
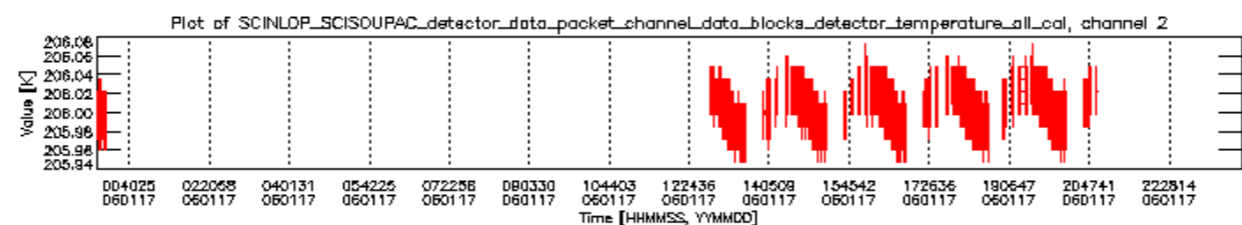
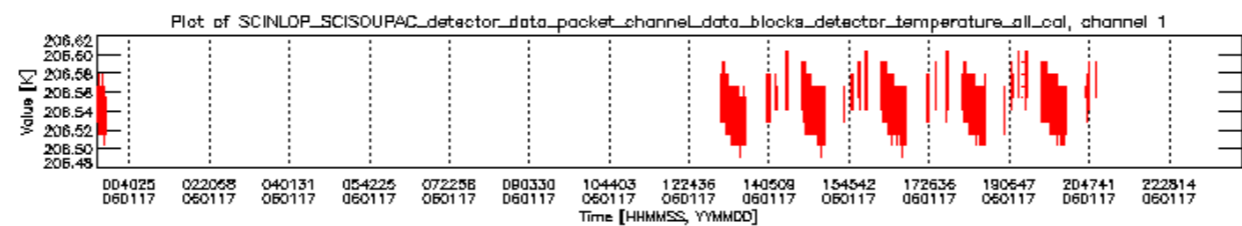


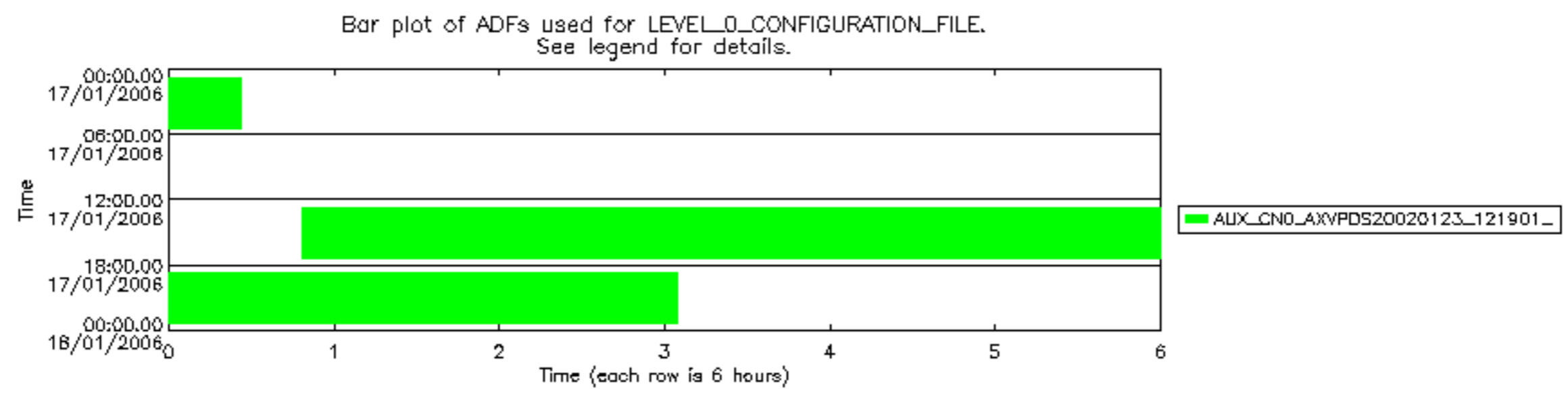












Bar plot of ADFs used for ORBIT\_STATE\_VECTOR\_FILE.  
See legend for details.

