

0. SCIAMACHY Daily Report for level 0 products

[0.1 General Info](#)

[0.2 Product Quality Indicators](#)

[0.3 State monitoring](#)

[0.4 ADF monitoring](#)

0.1 General Info

This report contains a daily analysis on parameters extracted from SCIAMACHY level 0 data (The SCI_NL__0P product).

0.1.1 Report summary

The table below shows general characteristics of the data that are included into this report.

Item	Value
Report version	vdraft_20050403
Time of report generation	19JAN2006 23:31:22
Data source version	PFHS/5.35-N
Processing scope for products	15JAN2006 00:00:00 to 16JAN2006 00:00:00
Start time of first product within scope	14JAN2006 23:48:34
Stop time of last product within scope	16JAN2006 00:57:41
Total number of level 0 products	15
Number of level 0 products with errors	15

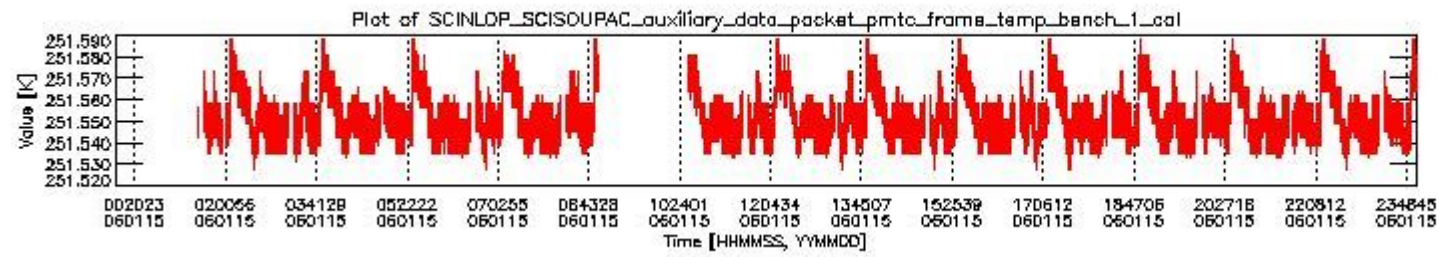
0.1.2 Summary per product

The following table shows a summary for each product used in this report.

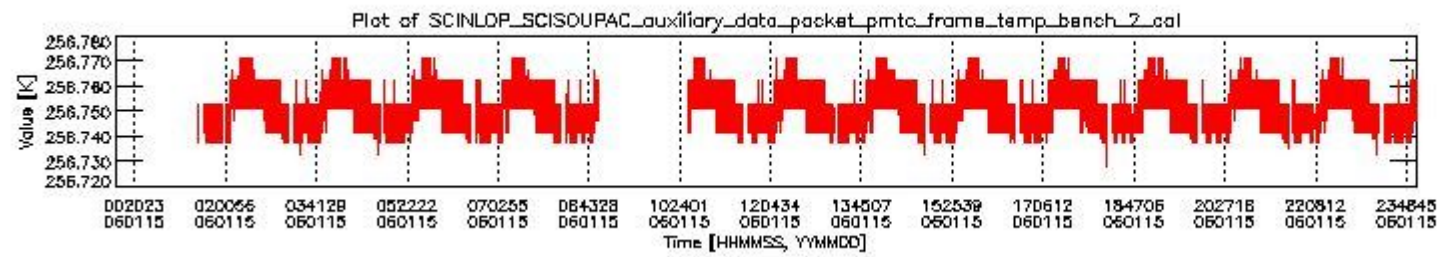
#	Product name	Start time	Stop time	Prod err	ISP err sign	ISP miss sign	ISP disc sign	rs sign
0	SCI_NL__OPNPDE20060114_234834_000060482044_00173_20267_0029.N1	14JAN2006 23:48:34	15JAN2006 01:29:22	1	0	1	0	0
1	SCI_NL__OPNPDE20060115_012922_000044102044_00174_20268_0030.N1	15JAN2006 01:29:22	15JAN2006 02:42:53	1	0	1	0	0
2	SCI_NL__OPNPDE20060115_024253_000061042044_00175_20269_0031.N1	15JAN2006 02:42:53	15JAN2006 04:24:37	1	0	1	0	0
3	SCI_NL__OPNPDE20060115_042329_000060912044_00176_20270_0032.N1	15JAN2006 04:23:29	15JAN2006 06:05:00	1	0	1	0	0
4	SCI_NL__OPNPDK20060115_060500_000041132044_00177_20271_0057.N1	15JAN2006 06:05:00	15JAN2006 07:13:33	1	0	1	0	0
5	SCI_NL__OPNPDK20060115_071238_000060912044_00178_20272_0058.N1	15JAN2006 07:12:38	15JAN2006 08:54:09	1	0	1	0	0
6	SCI_NL__OPNPDK20060115_103240_000059792044_00180_20274_0060.N1	15JAN2006 10:32:40	15JAN2006 12:12:20	1	0	1	0	0
7	SCI_NL__OPNPDK20060115_121028_000061472044_00181_20275_0061.N1	15JAN2006 12:10:28	15JAN2006 13:52:56	1	0	1	0	0
8	SCI_NL__OPNPDK20060115_135104_000058972044_00182_20276_0062.N1	15JAN2006 13:51:04	15JAN2006 15:29:22	1	0	1	0	0
9	SCI_NL__OPNPDK20060115_152922_000058112044_00183_20277_0063.N1	15JAN2006 15:29:22	15JAN2006 17:06:13	1	0	1	0	0
10	SCI_NL__OPNPDK20060115_170230_000060752044_00184_20278_0064.N1	15JAN2006 17:02:30	15JAN2006 18:43:46	1	0	1	0	0
11	SCI_NL__OPNPDK20060115_184346_000059962044_00185_20279_0065.N1	15JAN2006 18:43:46	15JAN2006 20:23:42	1	0	1	0	0
12	SCI_NL__OPNPDE20060115_202342_000043682044_00186_20280_0033.N1	15JAN2006 20:23:42	15JAN2006 21:36:30	1	0	1	0	0
13	SCI_NL__OPNPDE20060115_213630_000060222044_00186_20280_0034.N1	15JAN2006 21:36:30	15JAN2006 23:16:53	1	0	1	0	0
14	SCI_NL__OPNPDE20060115_231653_000060482044_00187_20281_0035.N1	15JAN2006 23:16:53	16JAN2006 00:57:41	1	0	1	0	0

0.2 Product Quality Indicators

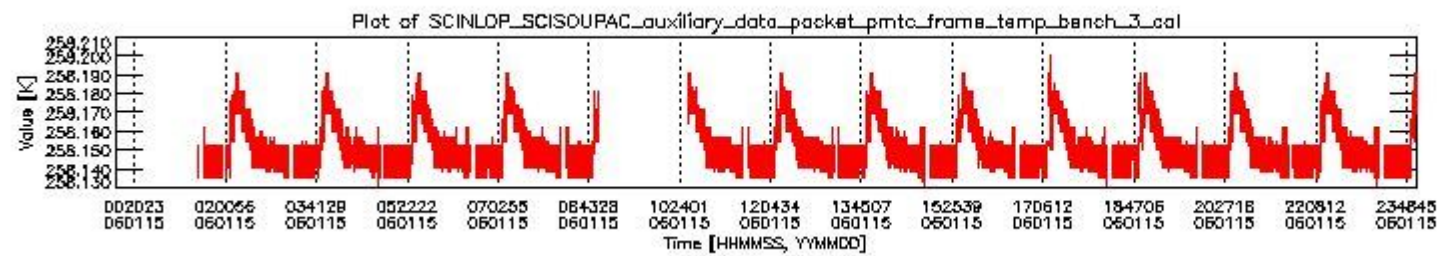
This section shows information about product quality, currently temperatures.



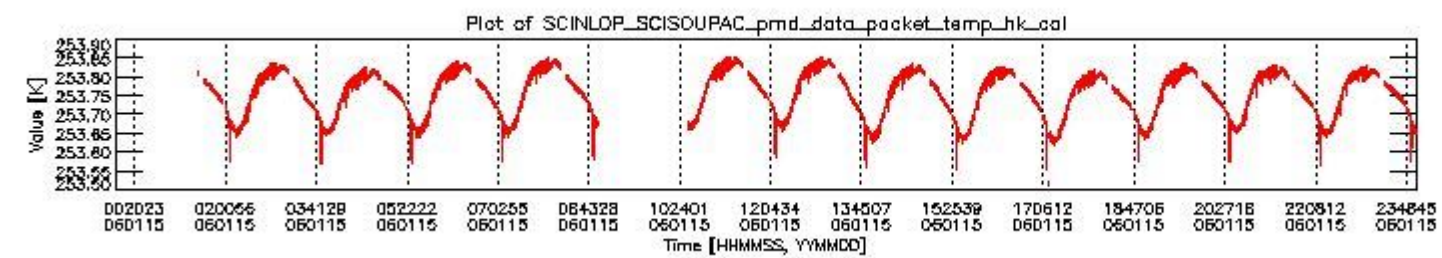
sciamachy_daily_report_level0_PFHS_5_35_N_20060115_0.PNG



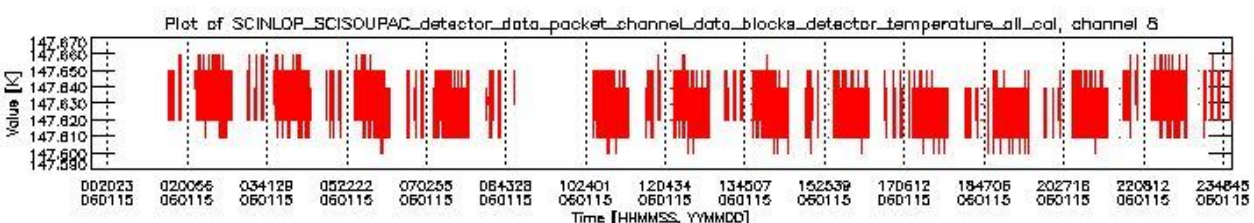
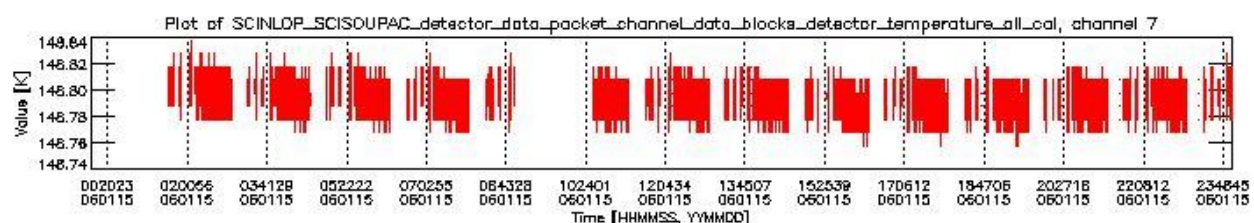
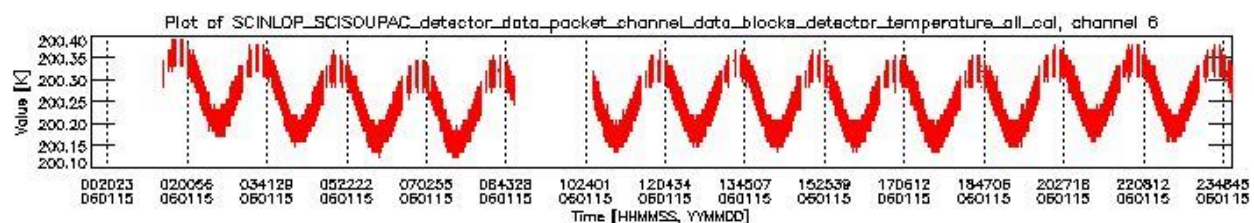
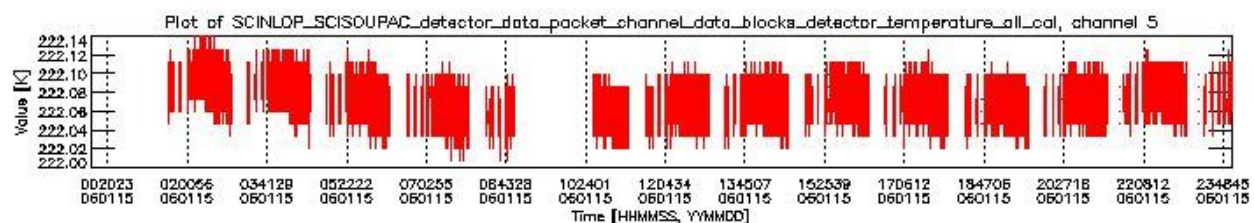
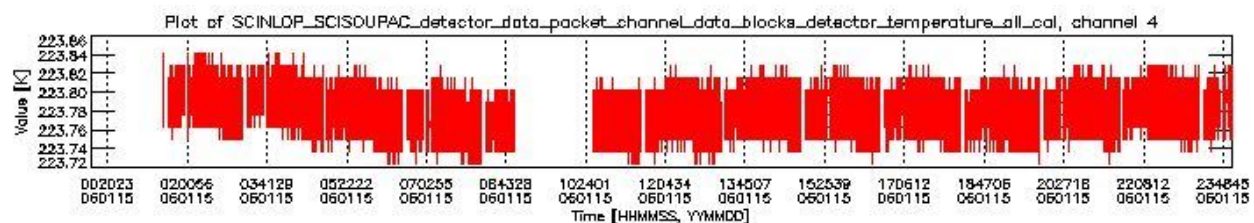
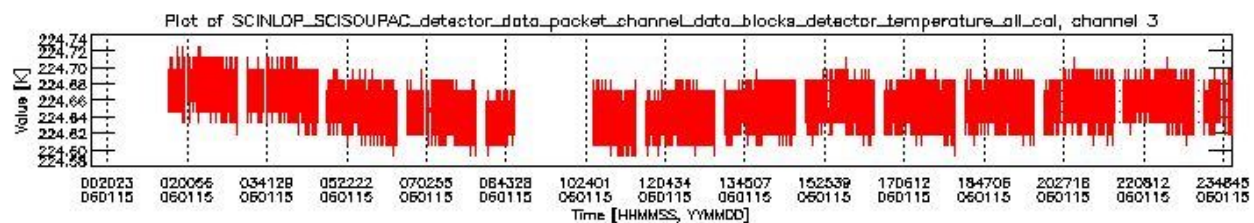
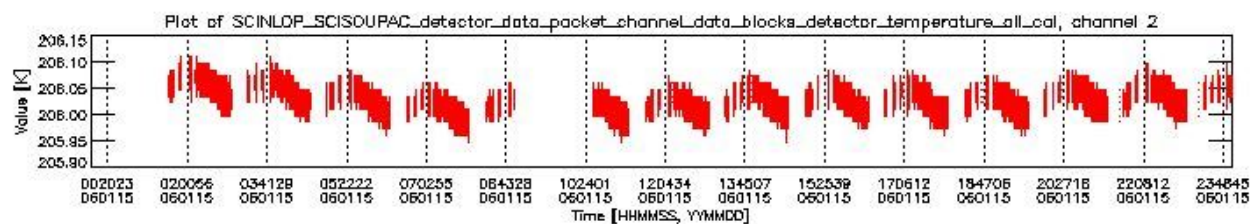
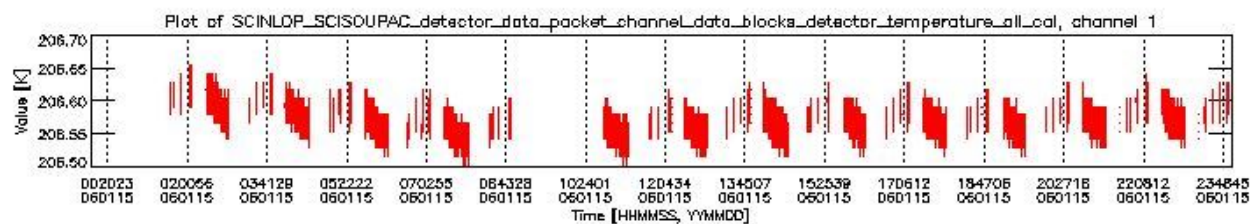
sciamachy_daily_report_level0_PFHS_5_35_N_20060115_1.PNG



sciamachy_daily_report_level0_PFHS_5_35_N_20060115_2.PNG



sciamachy_daily_report_level0_PFHS_5_35_N_20060115_3.PNG



0.3 State monitoring

No instrument tracking information available.

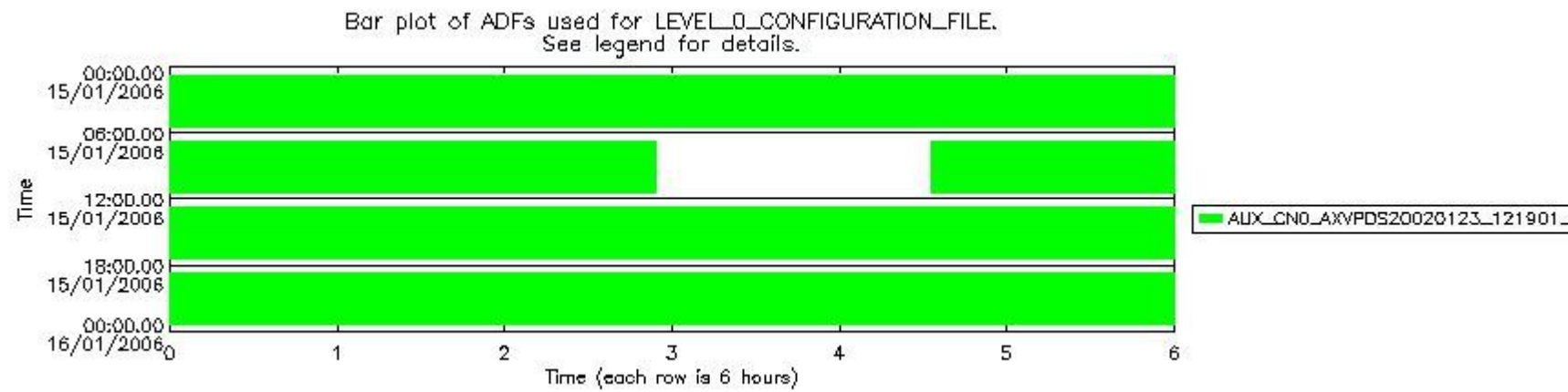
0.4 ADF monitoring

This section shows the (variation in) ADFs used for each of the products. It consists of:

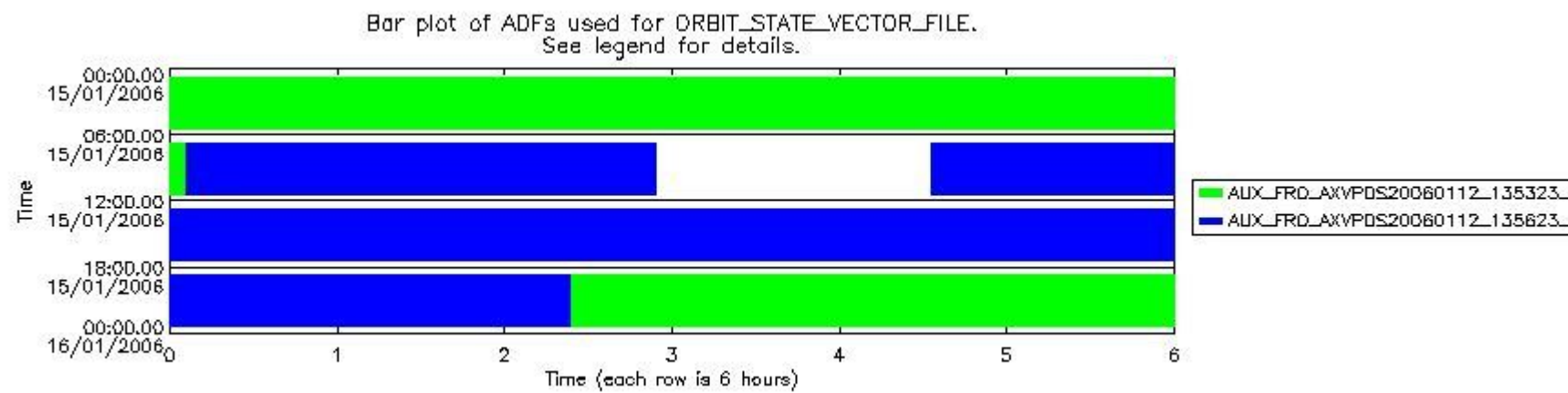
- A table showing which ADFs were used for processing (red values indicate that multiple ADFs of the same type were used)
- Various time line plots, one for each ADF, which show when which ADF was used.

If multiple ADFs of a single type were used, these are marked **red** in the table.

Number	ADF
	CNO (LEVEL_0_CONFIGURATION_FILE)
0	AUX_CNO_AXVPDS20020123_121901_20020101_000000_20200101_000000
	FPO (ORBIT_STATE_VECTOR_FILE)
1	AUX_FRO_AXVPDS20060112_135323_20051230_000000_20060118_215634
2	AUX_FRO_AXVPDS20060112_135623_20051230_000000_20060118_215634



sciamachy_daily_report_level0_PFHS_5_35_N_20060115_5.PNG



sciamachy_daily_report_level0_PFHS_5_35_N_20060115_6.PNG

