

0. SCIAMACHY Daily Report for level 0 products

[0.1 General Info](#)

[0.2 Product Quality Indicators](#)

[0.3 State monitoring](#)

[0.4 ADF monitoring](#)

0.1 General Info

This report contains a daily analysis on parameters extracted from SCIAMACHY level 0 data (The SCI_NL__0P product).

0.1.1 Report summary

The table below shows general characteristics of the data that are included into this report.

Item	Value
Report version	vdraft_20050403
Time of report generation	08FEB2006 17:23:52
Data source version	PFHS/5.35-N
Processing scope for products	12JAN2006 00:00:00 to 13JAN2006 00:00:00
Start time of first product within scope	11JAN2006 23:46:10
Stop time of last product within scope	13JAN2006 00:51:20
Total number of level 0 products	16
Number of level 0 products with errors	16

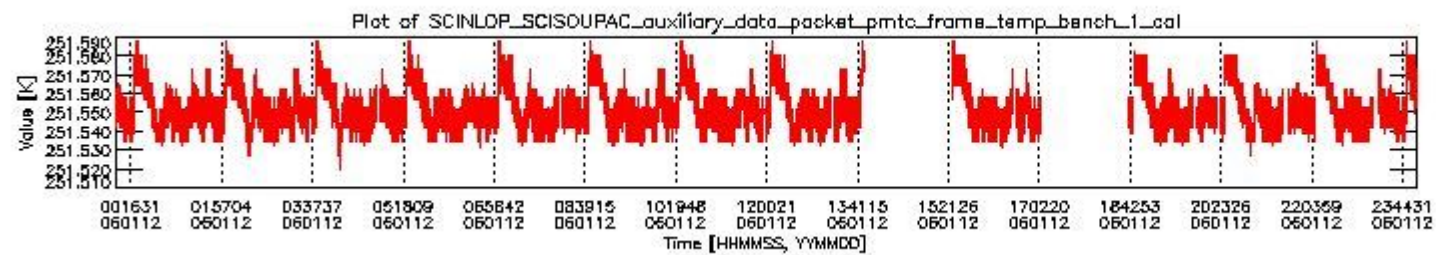
0.1.2 Summary per product

The following table shows a summary for each product used in this report.

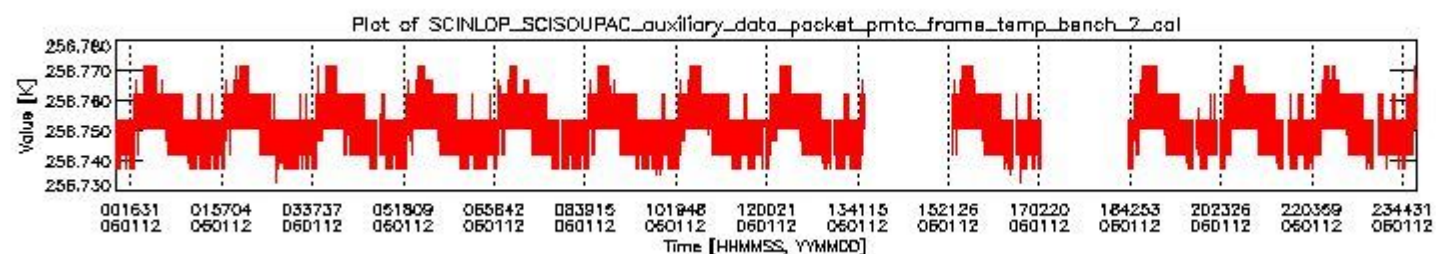
#	Product name	Start time	Stop time	Prod err	ISP err sign	ISP miss sign	ISP disc sign	rs sign
0	SCI_NL__OPNPDE20060111_234610_000059652044_00130_20224_0002.N1	11JAN2006 23:46:10	12JAN2006 01:25:36	1	0	1	0	0
1	SCI_NL__OPNPDE20060112_012427_000043722044_00131_20225_0003.N1	12JAN2006 01:24:27	12JAN2006 02:37:20	1	0	1	0	0
2	SCI_NL__OPNPDE20060112_023611_000062292044_00132_20226_0004.N1	12JAN2006 02:36:11	12JAN2006 04:20:00	1	0	1	0	0
3	SCI_NL__OPNPDE20060112_041851_000060352044_00133_20227_0005.N1	12JAN2006 04:18:51	12JAN2006 05:59:27	1	0	1	0	0
4	SCI_NL__OPNPDK20060112_055927_000041132044_00134_20228_0021.N1	12JAN2006 05:59:27	12JAN2006 07:08:01	1	0	1	0	0
5	SCI_NL__OPNPDK20060112_070652_000061042044_00135_20229_0022.N1	12JAN2006 07:06:52	12JAN2006 08:48:36	1	0	1	0	0
6	SCI_NL__OPNPDK20060112_084836_000060912044_00136_20230_0029.N1	12JAN2006 08:48:36	12JAN2006 10:30:08	1	0	1	0	0
7	SCI_NL__OPNPDK20060112_102912_000059112044_00137_20231_0030.N1	12JAN2006 10:29:12	12JAN2006 12:07:43	1	0	1	0	0
8	SCI_NL__OPNPDK20060112_120743_000059792044_00138_20232_0023.N1	12JAN2006 12:07:43	12JAN2006 13:47:23	1	0	1	0	0
9	SCI_NL__OPNPDK20060112_134627_000058412044_00139_20233_0024.N1	12JAN2006 13:46:27	12JAN2006 15:23:49	1	0	1	0	0
10	SCI_NL__OPNPDK20060112_152349_000059782044_00140_20234_0025.N1	12JAN2006 15:23:49	12JAN2006 17:03:28	1	0	1	0	0
11	SCI_NL__OPNPDK20060112_170232_000057362044_00141_20235_0026.N1	12JAN2006 17:02:32	12JAN2006 18:38:09	1	0	1	0	0
12	SCI_NL__OPNPDK20060112_184116_000058042044_00142_20236_0027.N1	12JAN2006 18:41:16	12JAN2006 20:18:00	1	0	1	0	0
13	SCI_NL__OPNPDE20060112_202151_000042282044_00143_20237_0007.N1	12JAN2006 20:21:51	12JAN2006 21:32:20	1	0	1	0	0
14	SCI_NL__OPNPDE20060112_213147_000059082044_00143_20237_0008.N1	12JAN2006 21:31:47	12JAN2006 23:10:15	1	0	1	0	0
15	SCI_NL__OPNPDE20060112_231832_000055682044_00144_20238_0009.N1	12JAN2006 23:18:32	13JAN2006 00:51:20	1	0	1	0	0

0.2 Product Quality Indicators

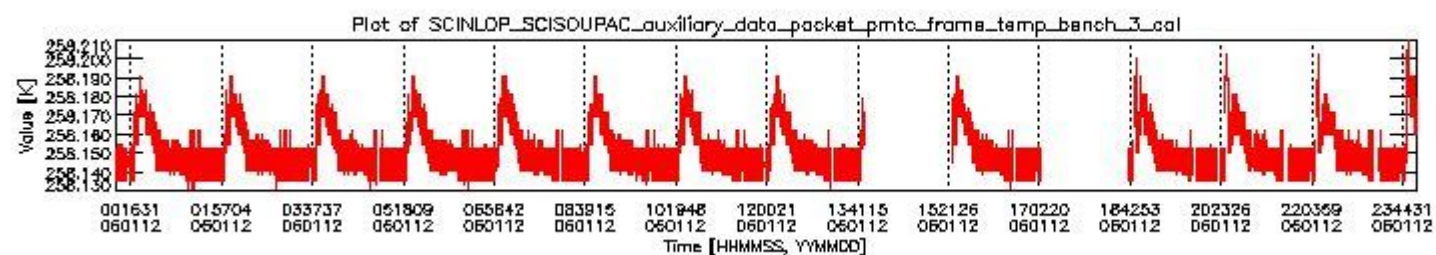
This section shows information about product quality, currently temperatures.



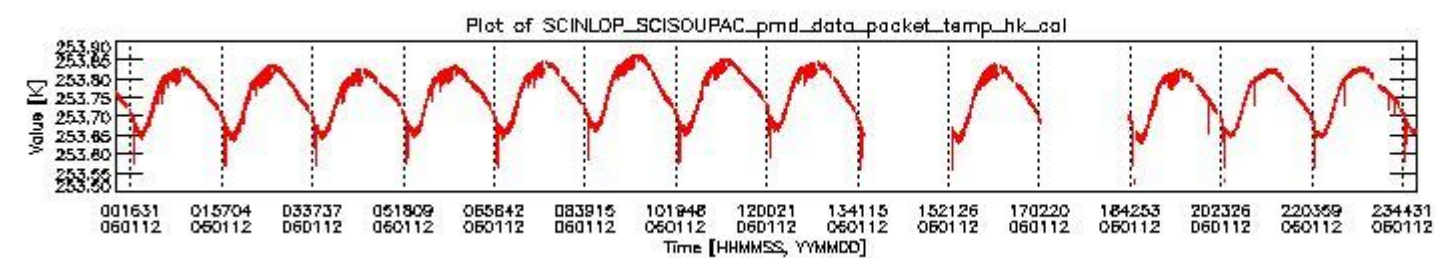
sciamachy_daily_report_level0_PFHS_5_35_N_20060112_0.PNG



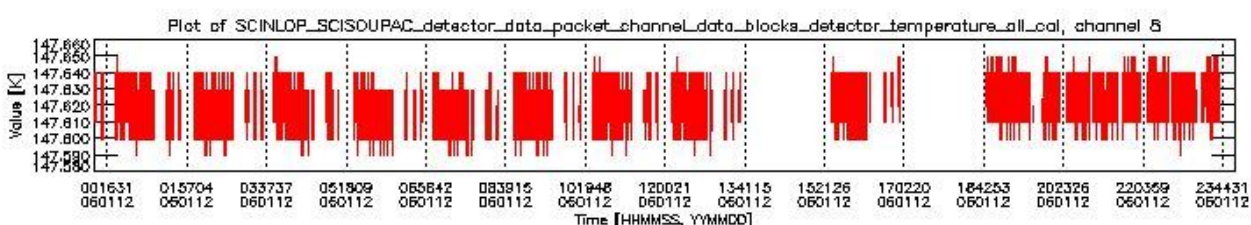
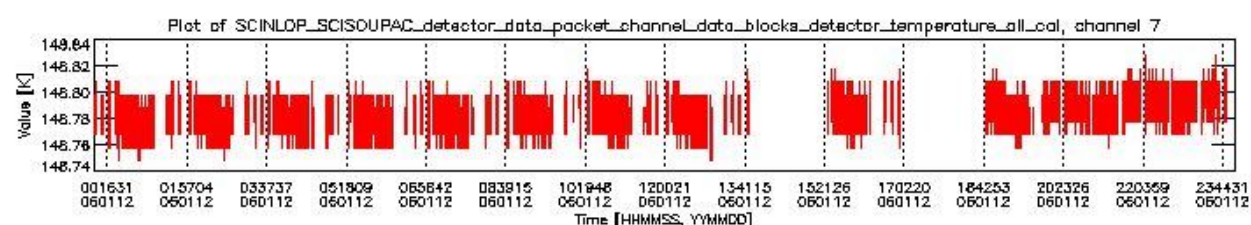
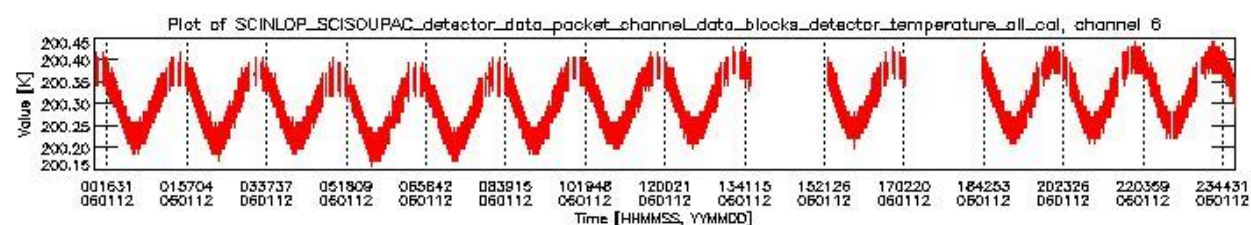
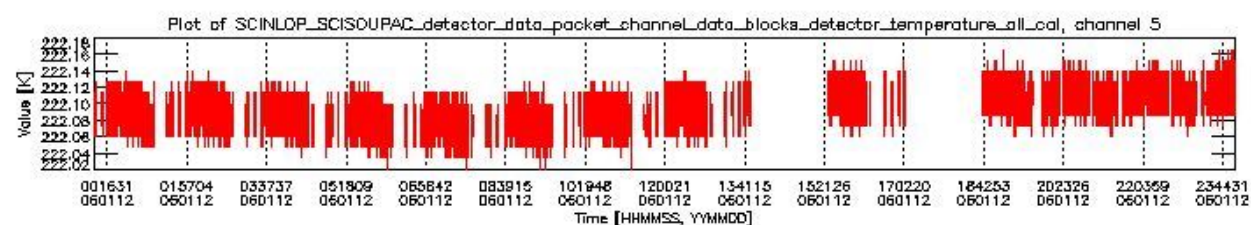
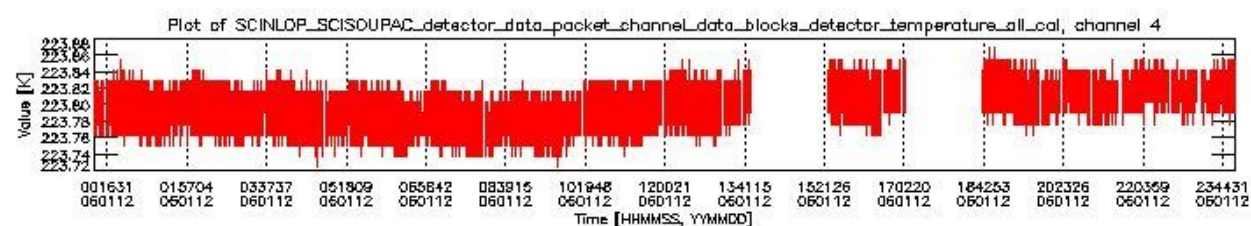
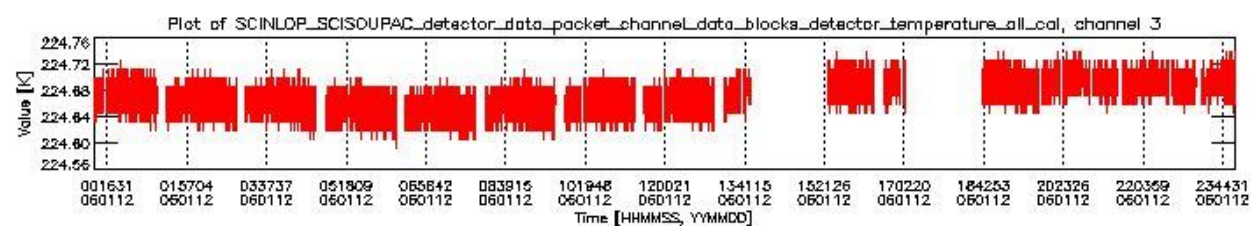
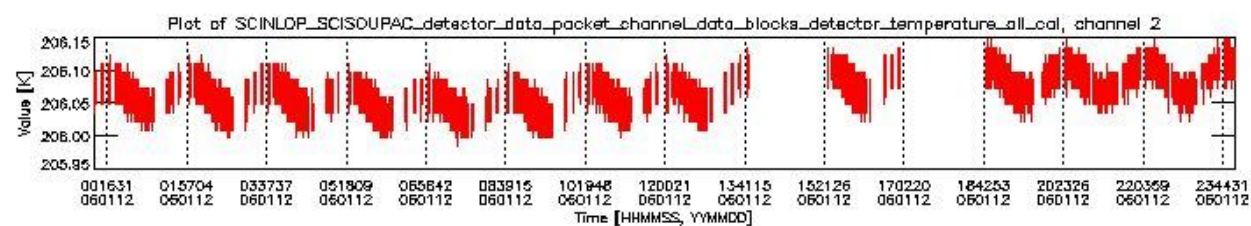
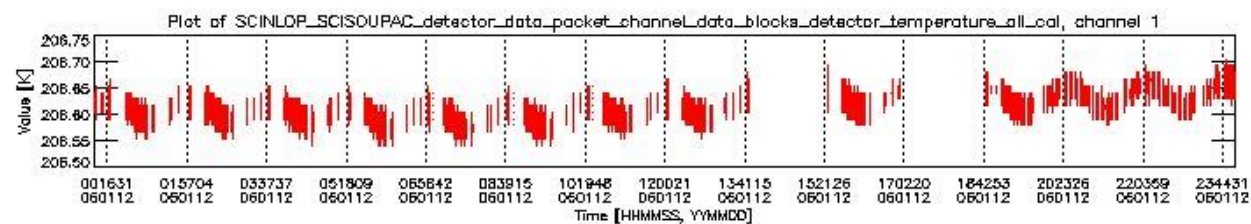
sciamachy_daily_report_level0_PFHS_5_35_N_20060112_1.PNG



sciamachy_daily_report_level0_PFHS_5_35_N_20060112_2.PNG



sciamachy_daily_report_level0_PFHS_5_35_N_20060112_3.PNG



0.3 State monitoring

No instrument tracking information available.

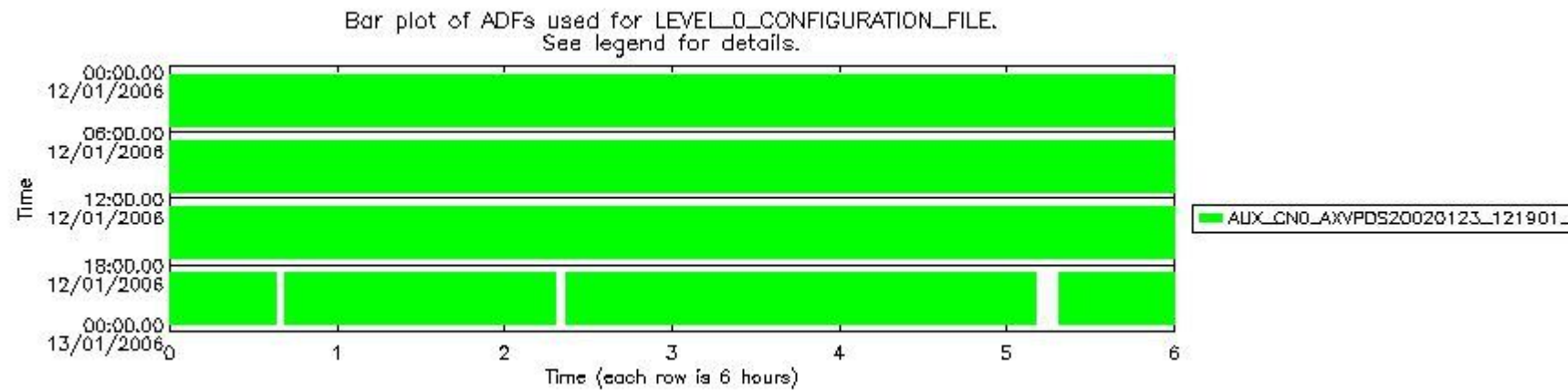
0.4 ADF monitoring

This section shows the (variation in) ADFs used for each of the products. It consists of:

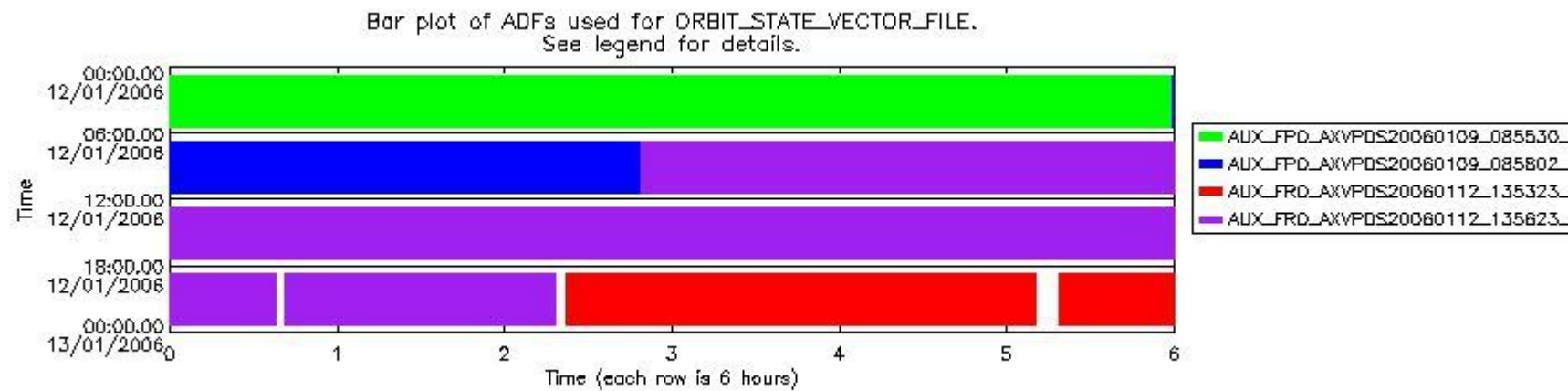
- A table showing which ADFs were used for processing (red values indicate that multiple ADFs of the same type were used)
- Various time line plots, one for each ADF, which show when which ADF was used.

If multiple ADFs of a single type were used, these are marked **red** in the table.

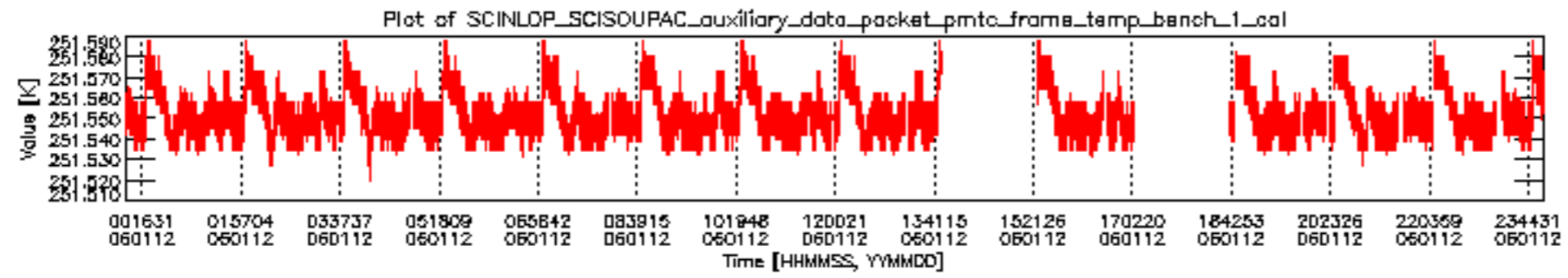
Number	ADF
	CNO (LEVEL_0_CONFIGURATION_FILE)
0	AUX_CNO_AXVPDS20020123_121901_20020101_000000_20200101_000000
	FPO (ORBIT_STATE_VECTOR_FILE)
1	AUX_FPO_AXVPDS20060109_085530_20060105_184402_20060115_201014
2	AUX_FPO_AXVPDS20060109_085802_20060105_184402_20060115_201014
3	AUX_FRO_AXVPDS20060112_135323_20051230_000000_20060118_215634
4	AUX_FRO_AXVPDS20060112_135623_20051230_000000_20060118_215634

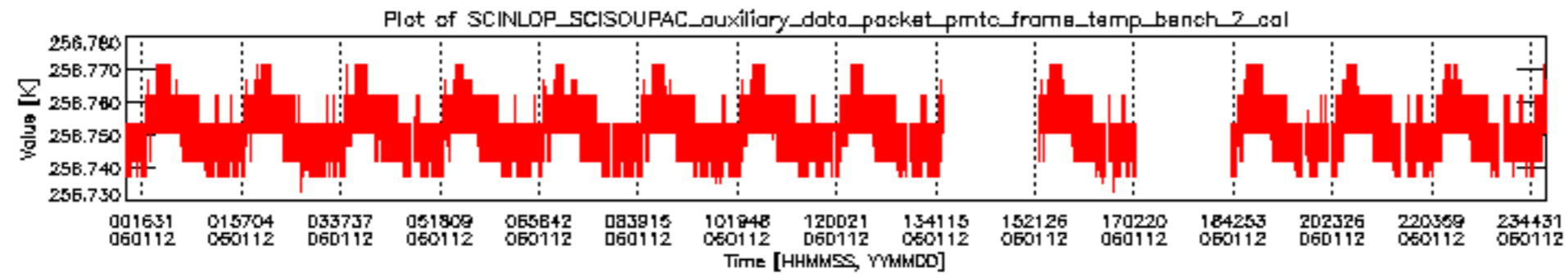


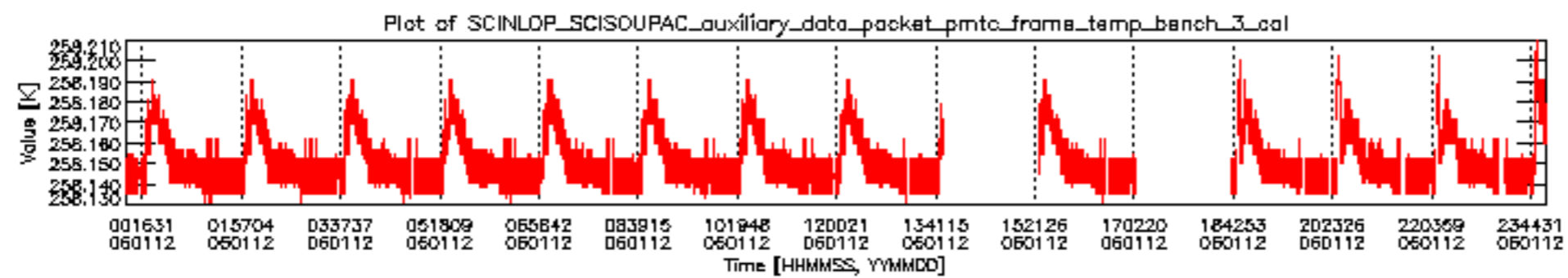
sciamachy_daily_report_level0_PFHS_5_35_N_20060112_5.PNG

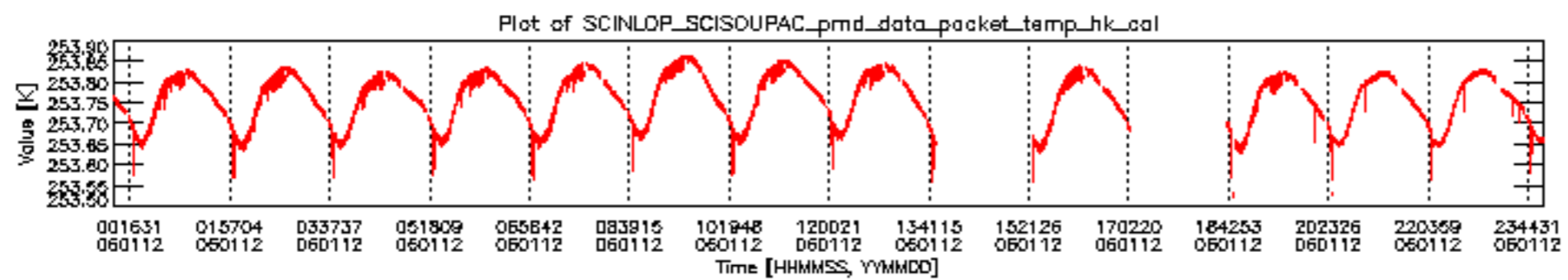


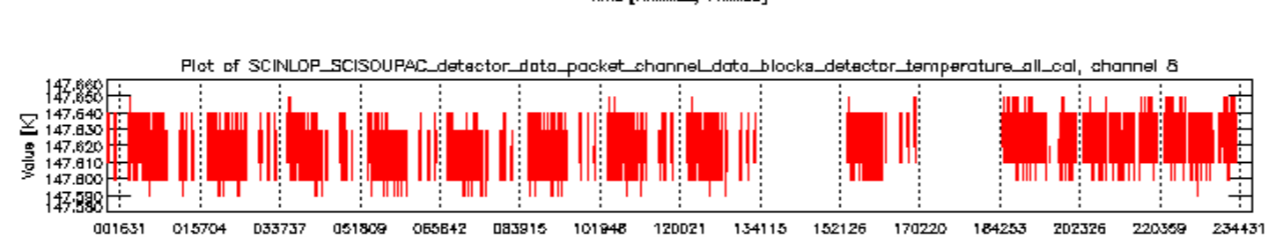
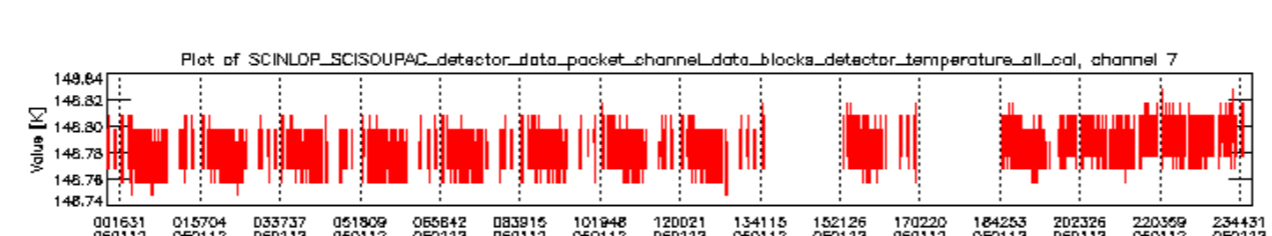
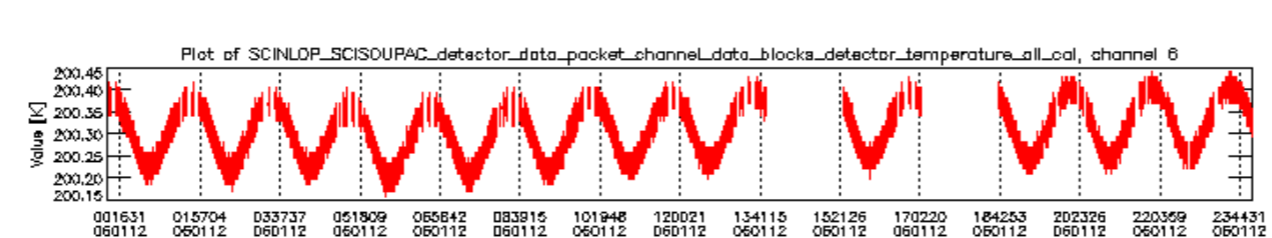
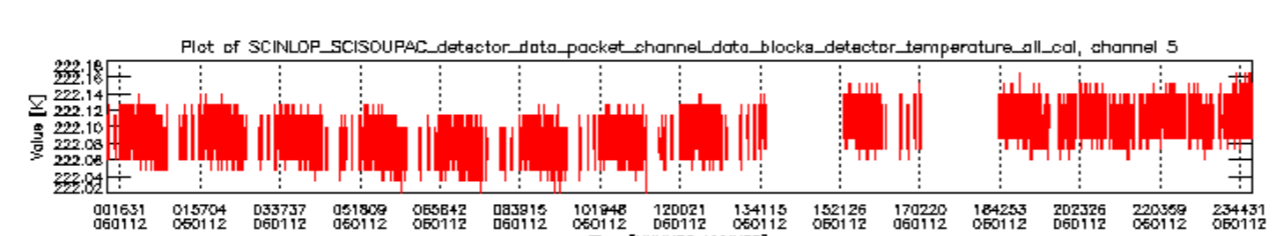
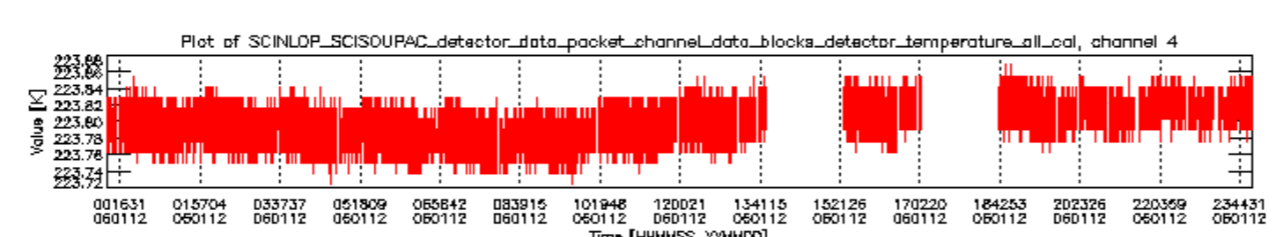
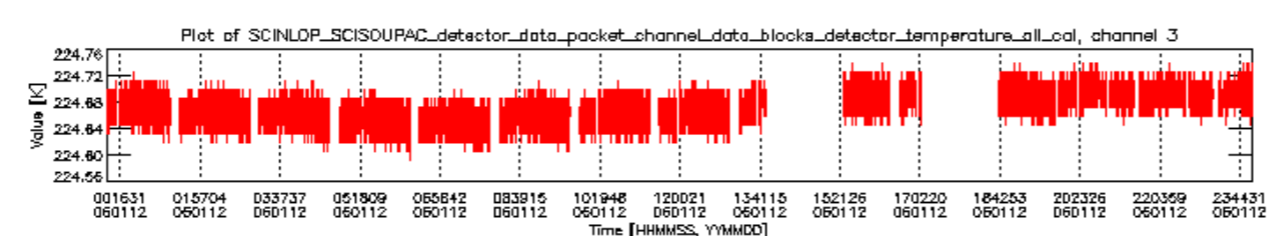
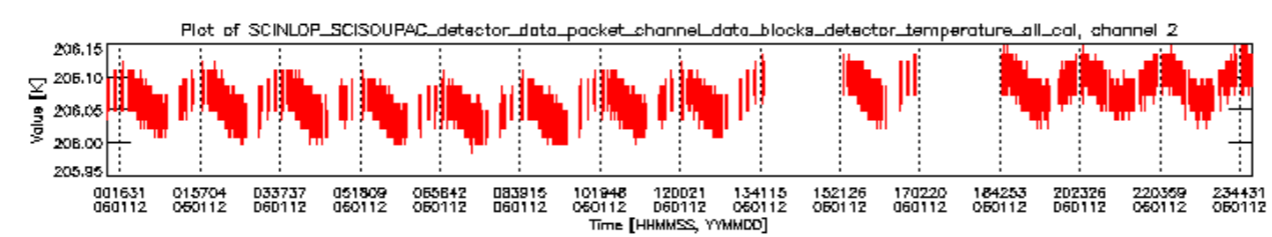
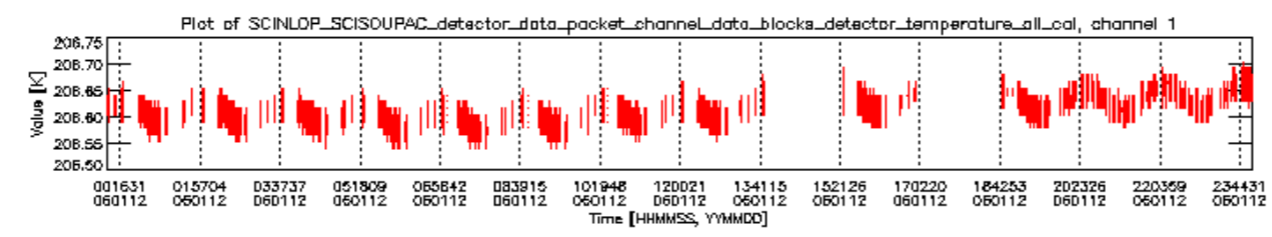
sciamachy_daily_report_level0_PFHS_5_35_N_20060112_6.PNG

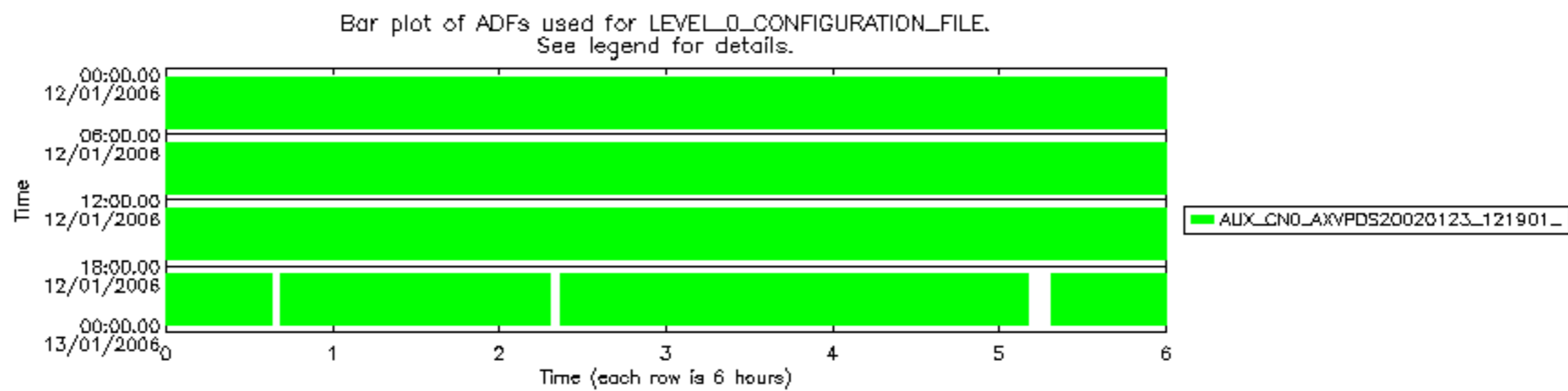




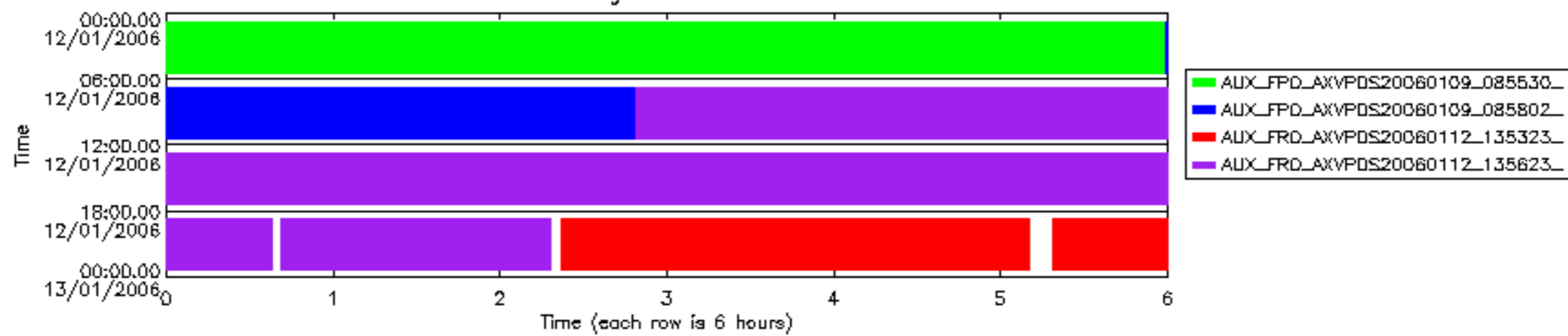


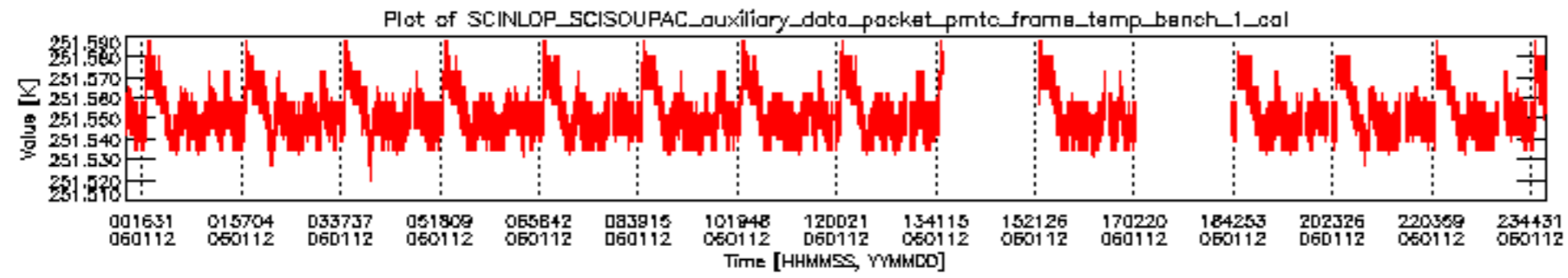


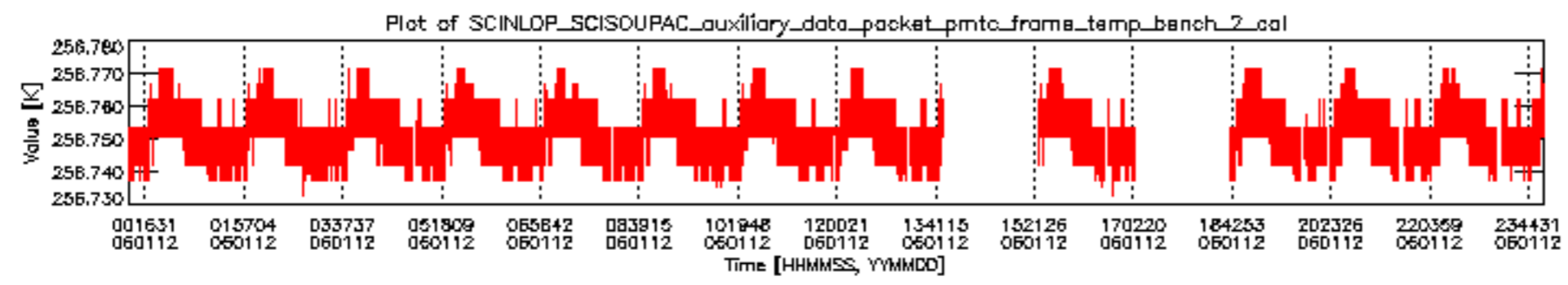


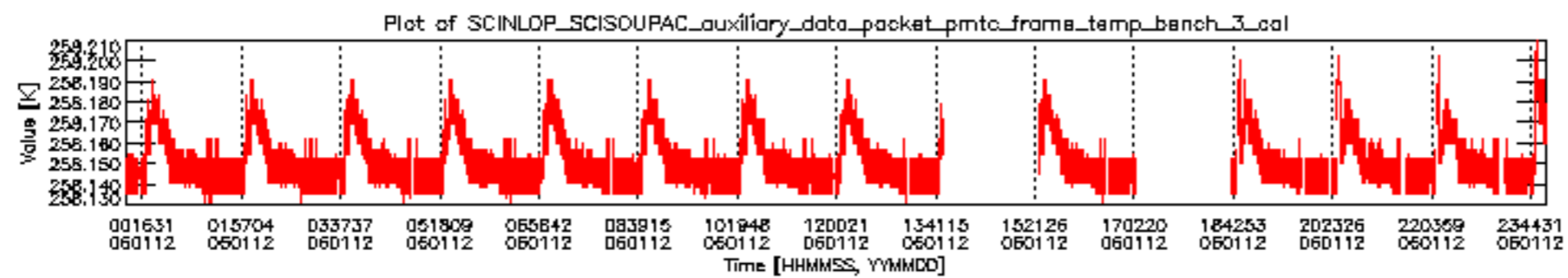


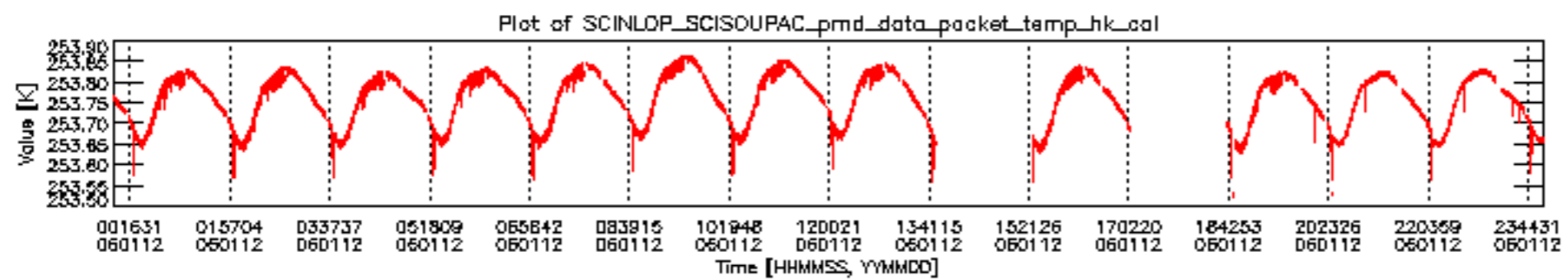
Bar plot of ADFs used for ORBIT_STATE_VECTOR_FILE.
See legend for details.

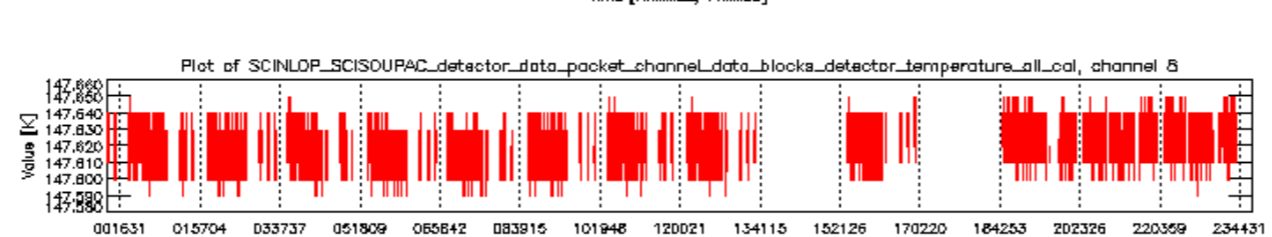
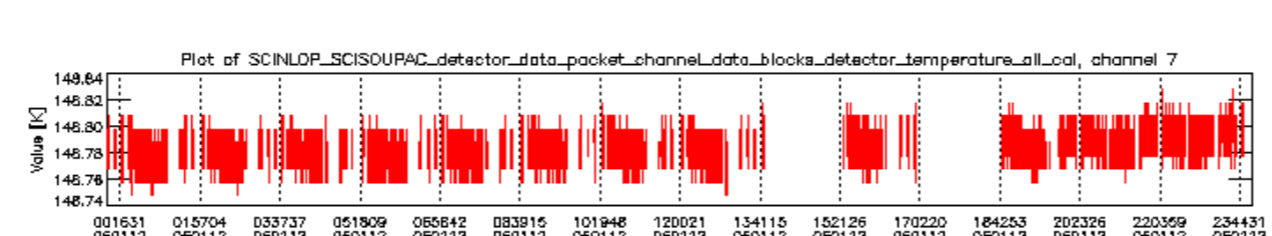
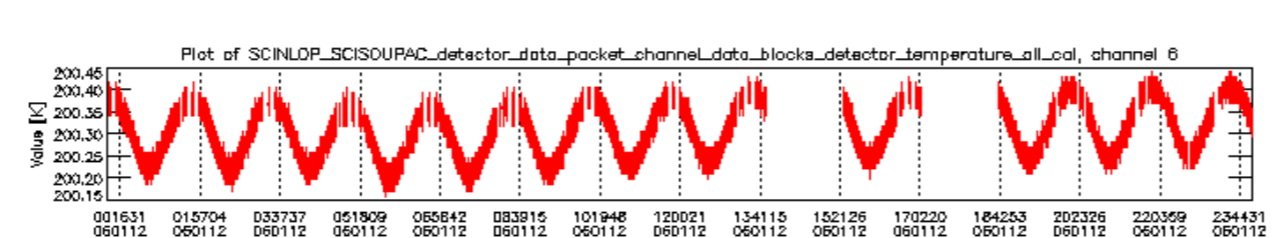
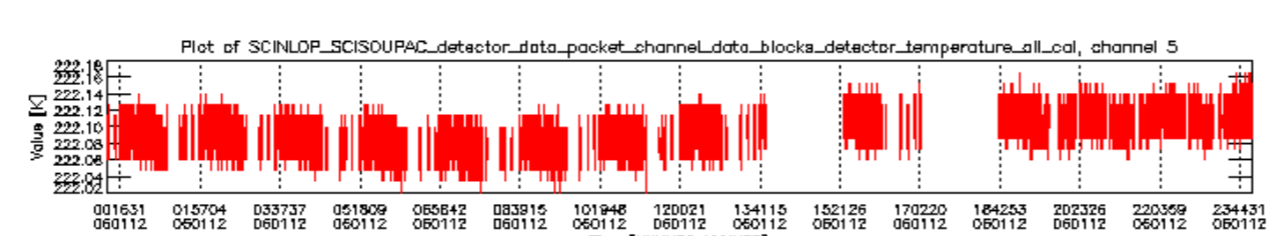
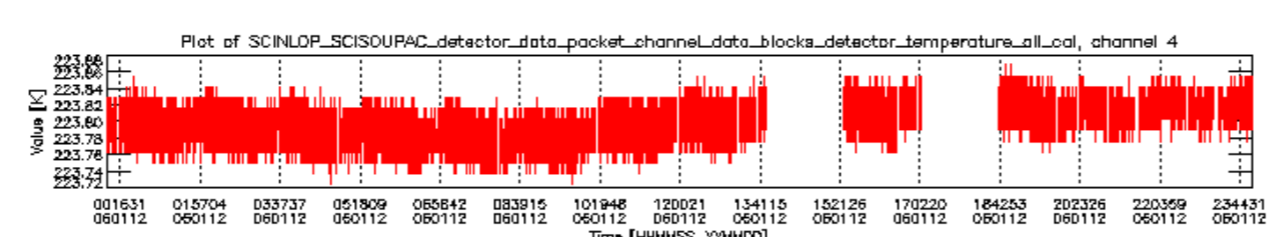
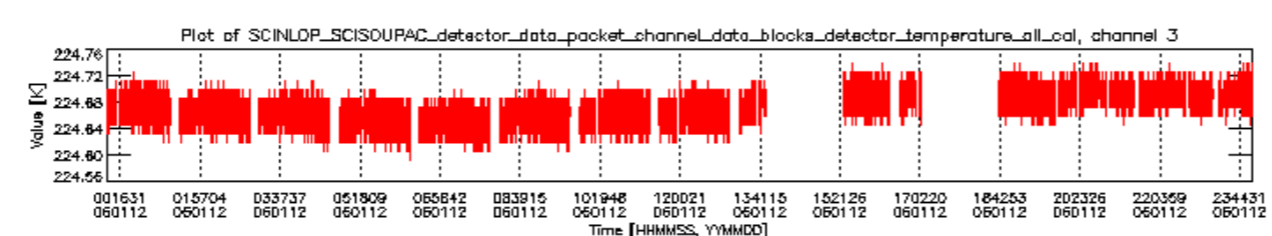
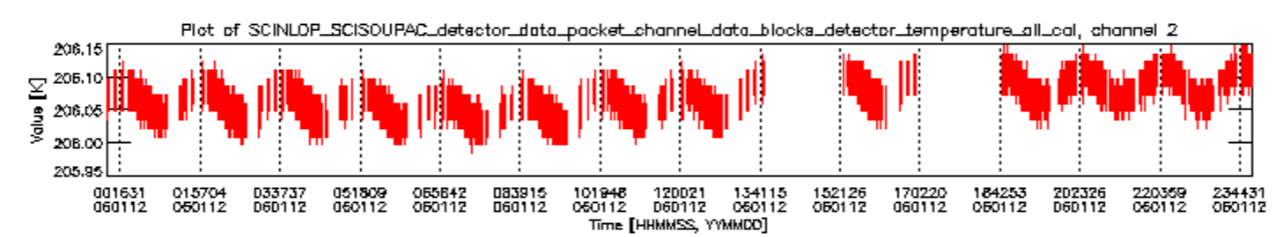
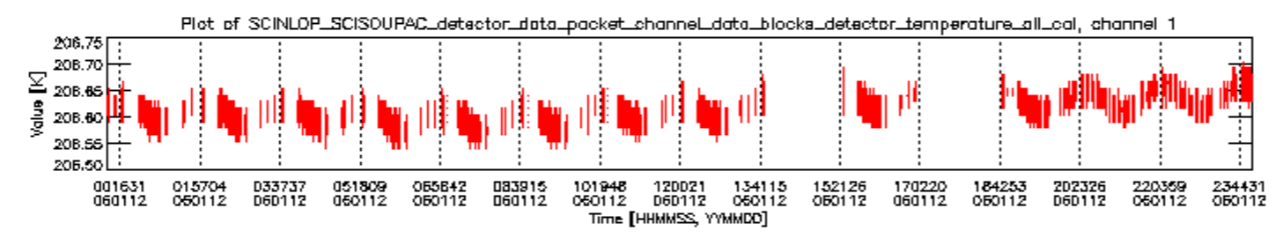


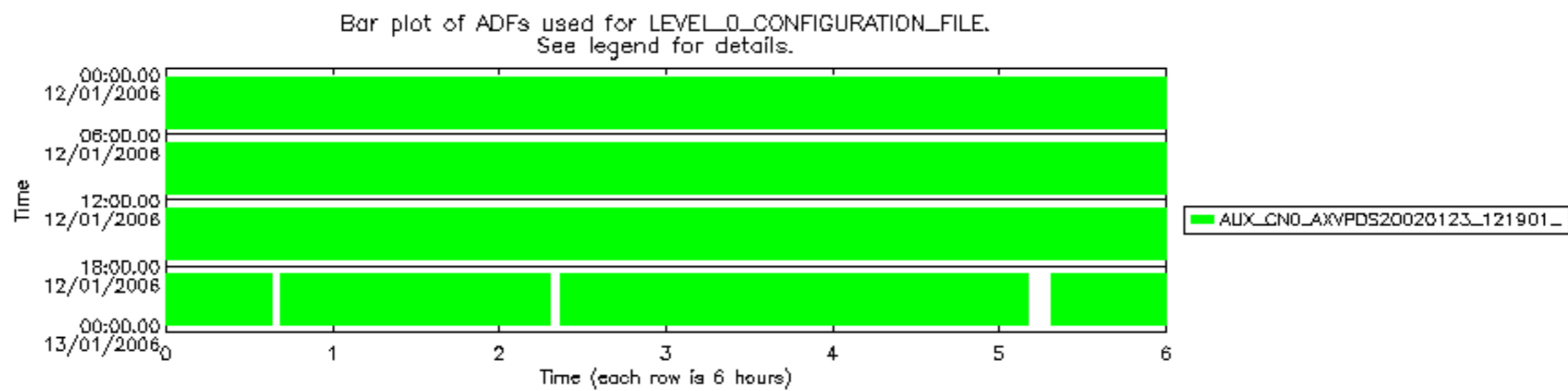












Bar plot of ADFs used for ORBIT_STATE_VECTOR_FILE.
See legend for details.

